




enhancing and sustaining an environment in which people want to live work and visit

We will be greener

- (i) Earlier this year it was announced that Falkirk was one of only six Councils that had been successful in bidding for Smarter Choices, Smarter Places funding. The Government's grant of £926,000 will be met with Council and partners funding of £453,000 to develop sustainable transport options for the Larbert / Stenhousemuir area.
- (ii) In line with our Biodiversity Strategy, progress has been made in a number of areas. These include the production of an Integrated Network Study Programme for the Falkirk Council area, the publication of Biodiversity and Development Supplementary Planning guidance, the development of a bird feeding project in the Council's care homes and the completion of a conservation project which saw the enhancement of three pond clusters.
- (iii) The Council launched a Carbon Busters campaign in autumn this year. This is aimed at reducing the Council's own carbon footprint by 20% in five years. This is in addition to nearly 97% of the Council's vehicles now running on low emissions fuel – an increase of 9% in the last year.
- (iv) The Council continues to roll out the 3-bin system across the area to assist in our efforts to increase recycling and reduce the amount of waste going to landfill. Thanks to our communities, steady improvement has been maintained on our recycling rates during the year. In 2007/08 the tonnage of waste collected per 1,000 population fell by 82.4 tonnes compared to the previous year. We also reduced the total tonnage of bio degradable waste being sent to landfill by over 6,500 tonnes in the same period.





Enhancing and Sustaining an Environment in which People Want to Live, Work and Visit

Local Outcome		Indicator	Performance in 2006/07 - Baseline	Performance in 2007/08	Nature of Change	Progress Targets Towards 2010 - 2011
We will be greener	108	Tonnage of municipal waste collected per 1,000 population	760.9 tonnes	678.5 tonnes		Improve
	109	The maximum total tonnes of biodegradable municipal waste allowed to be sent to landfill	45,142	38,633		48,144 tonnes by 2010
	110	Proportion of municipal waste collected by the Authority; Recycled; Composted;	35.0%	36.0%		40% by 2010 50% by 2013 70% by 2025
			24.8%	24.3%		
			10.1%	11.7%		
	111	Modal share of adults travelling actively to work or education	2005/06 Walk – 11% Cycle – 2%	Figures not available for this year		Improve
112	No's and percentage of children travelling actively to school	63.4% P 74.3% S	Figures not available for this year		Improve	

We will improve the built environment

- (i) Earlier this year the Council allocated £600,000 that will ensure our major sporting and cultural centres are maintained the standards our communities require. This resulted in investment being made to Callander House, Grangemouth Sports Complex, upgrading our Leisure facilities, as well as improving local football facilities.
- (ii) The Council has improved performance on a number of key indicators to improve our built environment and open spaces. This includes increasing the percentage of planning applications processed within target time. The percentage of special uplifts completed within 5 days has also risen from 78% in 2006/07 to 92.8% in 2007/08. We have also improved on the removal of abandoned cars within 14 days from 85.2% in 2006/07 to 89.4% in 2007/08.



Enhancing and Sustaining an Environment in which People Want to Live, Work and Visit

Local Outcome		Indicator	Performance in 2006/07 - Baseline	Performance in 2007/08	Nature of Change	Progress Targets Towards 2010 - 2011
We will improve the built environment	113	% of non householder planning applications dealt with within 2 months	40.7%	49.5%		Improve
	114	% of all planning applications dealt with within 2 months	64.5%	67.1%		Improve
	115	Traffic light failure repairs completed within 48 hours	90.6%	94.5%		Improve
	116	Street light failure repairs completed within 7 days	96.2%	97.1%		Maintain
	117	% programmed watercourse assessments carried out	95%	97%		Maintain
	118	Abandoned vehicles removed within 14 days of notification	85.2%	89.4%		Improve
	119	Special uplifts completed within 5 days	78	92.8%		Improve

Our open spaces will be attractive, accessible and safe

- (i) The Council supported the development of a project called 'Communities along the Carron' which was successful in being awarded European Funding. This project seeks to connect local communities to the River Carron and develop a vision for using the river as a community resource. The aim is to reconnect communities along the river by gathering information on water quality, ecology and habitats, heritage, access and resources including shops, businesses and local attractions.
- (ii) In September this year the Council launched a new litter strategy. This strategy built on the successes of the last plan. Members will be aware that the cleanliness of the area has improved to its highest level in years. In addition earlier this year, we launched a community support pack for communities and groups who want to take action on local environmental projects such as neighbourhood clean up projects. This was complemented by a small grants scheme that would be made available to groups and organisations to plant trees, shrubs etc in their local communities.
- (iii) The Council approved a Parks Development Plan. This Plan set out ambitious targets for improving parks across the District. Alongside this, £200,000 has been allocated this year to improve our local parks and play areas.



Enhancing and Sustaining an Environment in which People Want to Live, Work and Visit

Local Outcome		Indicator	Performance in 2006/07 - Baseline	Performance in 2007/08	Nature of Change	By 2011 we will:
Our open spaces will be attractive, accessible and safe	120	Exceedances of each Government air quality objective to remain within the limits of allowable no of exceedances	15 minutes SO ₂ was over limit of 35 at 2 sites	2 sites exceed the limit in 2007/08 of 35	n/a	Improve below target of 8 exceedances by 2010
	121	% of educational establishments achieving Eco Schools awards; Bronze awards; Silver awards; Green Flags	73% 47% 12%	75% 52% 21%		Improve
	122	Reported incidents of illegal tipping Refuse Accumulations	134 476	Awaiting data		Reduce incidence
	123	Assessment survey scores of cleanliness in public places	72	70		Maintain

Our profile will reflect our area as a destination of choice

- (i) The Council launched the delivery phase of the 'Forth Dimension' a major heritage tourism project in conjunction with Clackmannanshire Council and the Stirling Smith Museum and Art Gallery. This project seeks to enhance the Forth Valley Museums status in the tourism economy by exploiting the potential of the areas advantageous geographical position and the strength of its heritage and existing museum collections.
- (ii) The Antonine Wall was inscribed as a World Heritage Site by UNESCO in July this year, following being chosen as the UK's nomination in February 2008. Following the announcement, the area received a great deal of press attention, given we have the largest and best preserved stretch of wall within our area. Work is now ongoing to ensure the area takes advantage of the World Heritage Site status. This is in addition to the Falkirk Wheel now being Scotland's 8th most popular visitor attraction.
- (iii) The Helix was awarded £25 million from the Big Lottery's Living Landmarks programme. In addition, the Council has also committed significant amount of funding to this project, which has recently seen the appointment of key members of staff who will be responsible for taking this exciting initiative forward.







Enhancing and Sustaining an Environment in which People Want to Live, Work and Visit

Local Outcome		Indicator	Performance in 2006/07 - Baseline	Performance in 2007/08	Nature of Change	Progress Targets Towards 2010 - 2011
Our profile will reflect the area as a destination of choice	124	% of visitors to Big in Falkirk from out with the area	48%	49.8%		Increase
	125	Increasing the total visitor expenditure to the area (per calendar year)	£76m	Data not yet published		Increase
	126	Increasing the number of bed nights taken up by tourism related visitors (per calendar year)	£1.27m	Data not yet published		Increase
	127	Falkirk Town Centre national ranking per CACI	10 th in Scotland	15 th in Scotland		Increase

Our Values

- 1.1 In addition to ensuring our services are focused on achieving local outcomes, we understand that we must seek to continually improve the way we do business. We have a number of performance indicators we use to help measure progress in the way we do business, including :

Our Values

Local Outcome	Indicator	Performance in 2006/07 - Baseline	Performance in 2007/08	Nature of Change	Progress Targets Towards 2010 - 2011	
We are committed to Public Service Performance Partnership	128	Sickness absence - % of working days lost through sickness absence for chief officers and local government employees	5.4%	6.0%		Reduce
	129	% of people who contacted the Council that were satisfied with the service they received New Indicator		72.7%		Improve
	130	% of operational buildings of appropriate condition for current use	89.4%	89.9%		Improve
	131	% of people who feel informed about the Council New Indicator		75%		Increase
	132	% of SPI's in upper quartile	33%	Awaiting data		Maintain
	133	Response repairs The % of housing repairs completed within the target times	77%	83%		Improve
	134	% of Council Tax collected in the year	96.2%	96.4%		Increase

2. CONCLUSION

- 2.1 Progress in the first year of the Corporate Plan has been good. It is also heartening to note that while we understand the global economic situation we are in presents us with challenges, recent surveys of young people and our business community continue to show optimism and aspiration for the future of our area. We do not underestimate the challenges we face; we have a firm foundation to build on to ensure the outcomes set out in our Corporate Plan are achieved.