



Quarterly Performance Report



SCOTTISH
FIRE AND RESCUE SERVICE
Working together for a safer Scotland

for Falkirk

www.firescotland.gov.uk

Quarter 1 2013/14 (1st April – 30th June)

INTRODUCTION

This performance report provides information on our prevention, protection and operational response activities within the Falkirk area over the 1st Quarter of 2013/14.

The Scottish Government provides an overarching vision for public services. This vision is supported by 16 National Outcomes which demonstrate commitment to creating a more successful country, with opportunities for all of Scotland to flourish, through increasing sustainable growth. The Scottish Fire and Rescue Service (SFRS) can make a significant contribution to improving these outcomes for Falkirk by contributing to the Community Planning arrangements across the area.

The priorities contained within the Falkirk Local Fire plan reflect the Falkirk Area Strategic Community Plan 2010-2015 and the Falkirk Community Safety Partnership Strategic Assessment 2011-2014 which include a range of priorities focused on delivering improved outcomes. The key themes which this plan contributes to are;

- * Safer Communities,
- * Growing Business and Prosperous People,
- * Young People Who Are Confident and successful.

The national priorities for the SFRS are set out in the Fire and Rescue Framework for Scotland and the SFRS Strategic Plan outlines how the SFRS will deliver against these priorities and the outcomes against which this delivery can be measured. The Strategic Plan is now in draft and is being prepared in consultation with representatives of Local Authorities, SFRS employees and other stakeholders and will be available by September 2013.

The aims of the local Fire & Rescue Service in the area is to reduce fire deaths throughout the Falkirk area and to reduce injuries from fire and other emergencies in the community. We aim to achieve this by working in partnership, being pro-active and targeting our prevention and protection activities to where they are required, based on evidence.

Within the Local Fire and Rescue Plan 2013-14 for Falkirk, **five** objectives for the local Fire and Rescue Service to work towards, have been identified;

Objective 1: Reduction of Accidental Dwelling Fires

- **Reduce the number of fire casualties**

Objective 2: Reduction of Fires in Non- Domestic Properties

Objective 3: Reduction of Deliberate Fires

Objective 4: Reduction in Road Traffic Collisions (RTC's)

- **Reduce the number of persons killed or seriously injured in RTC's**

Objective 5: Reduction in Unwanted Fire Alarm Signals

QUARTER 1 OUTPUT

Accidental Dwelling Fires

There were 30 Accidental Dwelling fires during this reporting period, an increase of 9 incidents when compared to the same period during 2012-13.

Non Domestic Property Fires

There were 17 fires in non domestic properties compared with 13 during the same period last year.

Deliberate Secondary Fires

There were 127 Deliberate Secondary Fires during the reporting period, an increase of 40 from the same period last year.

Road Traffic Collisions

8 Road Traffic Collisions were attended during this reporting period, a decrease of 7 incidents when compared with the same period during 2012-13.

Unwanted Fire Alarm Signals

There were 274 Unwanted Fire Signals during this reporting period, a decrease of 20 when compared to the same period during 2012-13.

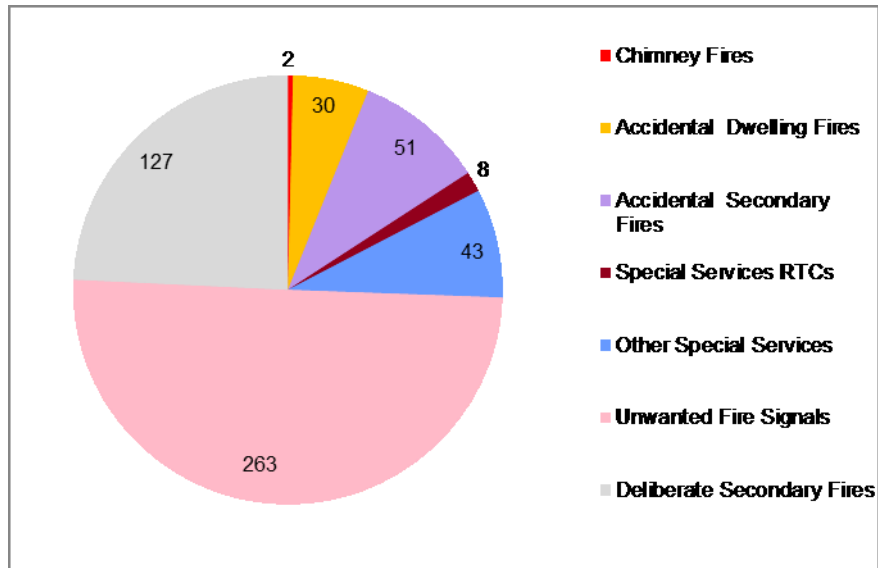
Note:- Data representative of June 2013 was gathered on the 17th July 2013 @ 12:00

**Note:- Data is unpublished at this time and subject to change.
2011-12 figures may vary slightly from previously published data, due to changes in definitions and dates data was retrieved from IRS.**

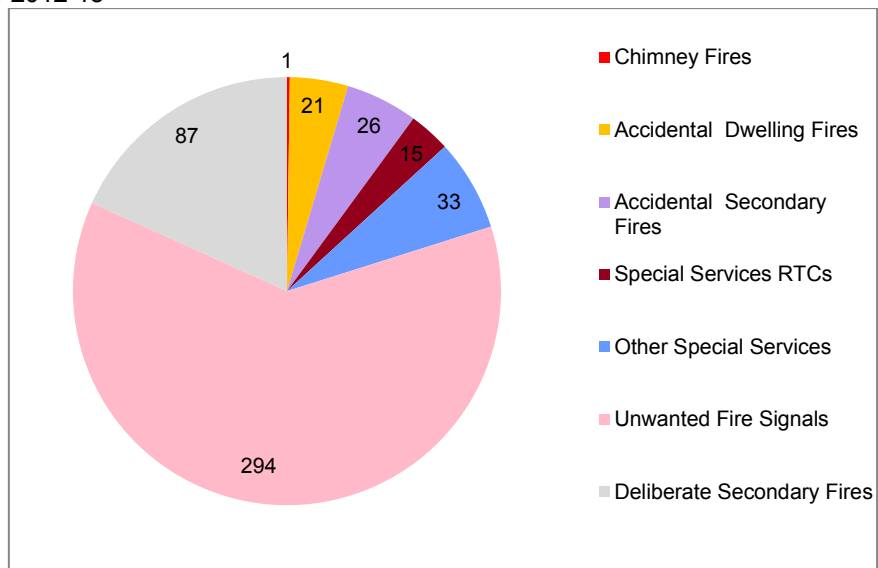
INCIDENT ACTIVITY OVERVIEW

The charts below illustrate the Incident Activity for Quarter 1 2013-14 benchmarked against the same period last year.

Financial Year 2013-14



Financial Year 2012-13



CONTENTS

- 1. Accidental Dwelling Fires**
- 2. Non Domestic Properties**
- 3. Deliberate Secondary Fires**
- 4. Road Traffic Collisions**
- 5. Unwanted Fire Signal**
- 6. Additional Information**
 - **Special Services, excluding Road Traffic Collisions**
 - **Violence To Crews**
 - **Incidents involving Drugs or Alcohol**
 - **Smoking Related Incidents**
- 7. Preventative Activities**
 - **Non Domestic Audits (Preventative Activities)**
 - **Community Engagement**
 - **Home Safety Visit Programme**
 - **Partnership Working**
 - **Protected Characteristics**

Area Manager Gary Laing
Local Senior Officer for Falkirk & West Lothian
Gary.laing@firescotland.gov.uk

Group Manager Joe Andrews
Falkirk
joe.andrews@firescotland.gov.uk

Group Manager Stuart Stevens
Prevention & Protection
stuart.stevens@firescotland.gov.uk

Section 1

OBJECTIVE ONE: TO REDUCE THE OCCURRENCE OF ACCIDENTAL DWELLING FIRES

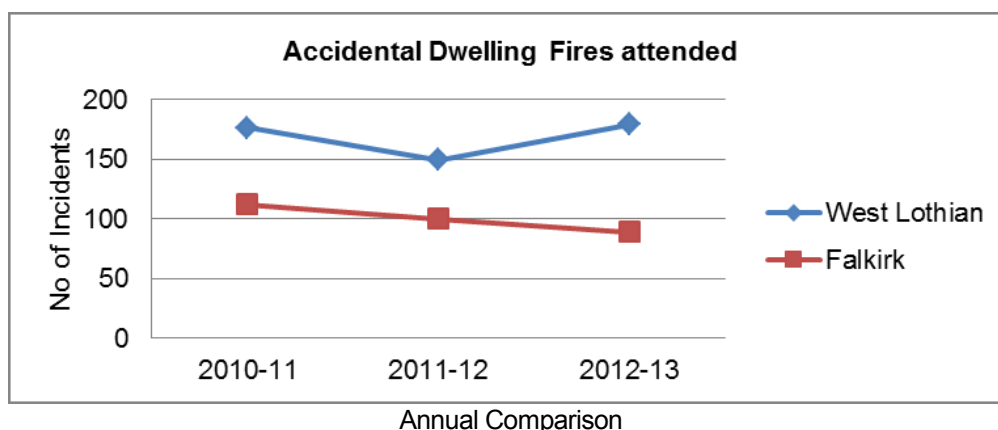
Accidental Dwelling Fires

Definition: Building occupied by households, excluding hotels, hostels and residential institutions. In 2000, the definition of a dwelling was widened to include any non-permanent structure used solely as a dwelling, such as caravans, houseboats etc. Caravans, boats etc. not used as a permanent dwelling are shown according to the type of property. Accidental includes fires where the cause was not known or unspecified.

	2012/2013		2013/2014	
Accidental Dwelling Fires	Q1		Q1	Total to date for yr.
Bo'ness & Blackness Ward	1		3	
Bonnybridge & Larbert Ward	1		2	
Carse, Kinnaird and Tryst Ward	2		4	
Denny & Banknock Ward	2		4	
Falkirk North Ward	5		5	
Falkirk South Ward	4		1	
Grangemouth Ward	2		6	
Lower Braes Ward	3		1	
Upper Braes Ward	1		4	

Chief Fire Officer Association (Scotland) Community Fire Safety Assessment 2010 (CFSA) applies a societal cost of £25,500 per incident.

There were 30 Accidental Dwelling fires during this reporting period, an increase of 9 incidents when compared to the same period during 2012-13.



Action:

The main focus of the FRS's preventative activity in relation the accidental dwelling fires continues to be the proactive delivery of the Home Safety Visit programme throughout the Falkirk area.

Analytical information gathered by the FRS relating to accidental dwelling fire 'hotspots' informs the reactive delivery of the Home Safety Visit programme to promote community reassurance.

The agreed implementation of the Falkirk CPP safety group led by the Fire Service shall focus on all aspects of safety in the community. The main objective is to enable all relevant partners to contribute and drive innovative initiatives based on evidence and realistic outcomes.

Reduce the number of Fire Fatalities as a direct result of Accident Dwelling Fires

Definition: A person whose death is attributed to a fire is counted as a fatality even if the death occurred weeks or months later.

	2012/2013		2013/2014	
Fire Fatalities as a direct result of Accident Dwelling Fires	Q1		Q1	Total to date for yr.
Bo'ness & Blackness Ward	0		0	
Bonnybridge & Larbert Ward	0		0	
Carse, Kinnaird and Tryst Ward	0		0	
Denny & Banknock Ward	0		0	
Falkirk North Ward	0		0	
Falkirk South Ward	0		0	
Grangemouth Ward	0		0	
Lower Braes Ward	0		0	
Upper Braes Ward	0		1	

Economic cost of fire (Department of Communities and Local Government) model attributes a cost of £1,546,688 per fatality.

There was 1 fatality from accidental dwelling fires during this reporting period.

Fatal Fire Case Conferences Held: 1 in progress

Non-Fatal Fire Casualties as a result of Accidental Dwelling Fires

Definition: Total number of non-fatal casualties, injured as a direct result of a fire attended by the service. Includes those who received first aid at the scene and those who were recommended to go for a precautionary check. Does not include injuries to fire service personnel.

	2012/2013		2013/2014	
Non-Fatal Fire Casualties as a result of Accidental Dwelling Fires	Q1		Q1	Total to date for yr.
Bo'ness & Blackness Ward	0		0	
Bonnybridge & Larbert Ward	0		0	
Carse, Kinnaird and Tryst Ward	0		0	
Denny & Banknock Ward	0		3	
Falkirk North Ward	0		2	
Falkirk South Ward	0		0	
Grangemouth Ward	0		0	
Lower Braes Ward	0		0	
Upper Braes Ward	0		0	

Costs attributed are: Burns injury - £174,354; Smoke/fumes injury - £44,019; Precautionary check-up /other - £574 (source: DCLG)

There were 5 people injured as a result of being involved in an Accidental Dwelling Fire during this reporting period, an increase of 5 when compared against the same reporting period during 2012-13.

Section 2

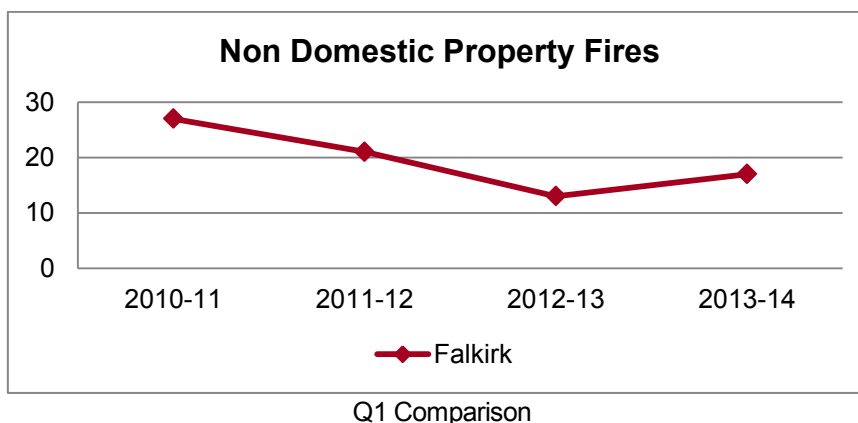
OBJECTIVE 2: TO REDUCE THE OCCURANCE OF FIRES IN NON – DOMESTIC PROPERTIES

Non Domestic Properties

Definition: These are fires identified as deliberate other building fires or accidental other fires.

	2012/13		2013/14	
Other Primary Fires	Q1		Q1	Total to date for yr.
Bo'ness & Blackness Ward	0		2	
Bonnybridge & Larbert Ward	0		3	
Carse, Kinnaird and Tryst Ward	2		0	
Denny & Banknock Ward	3		3	
Falkirk North Ward	1		1	
Falkirk South Ward	0		2	
Grangemouth Ward	1		1	
Lower Braes Ward	5		3	
Upper Braes Ward	1		2	

There were 17 Non domestic property fires during this reporting period, an increase of 4 incidents when compared with the same period during 2012-13.



Action:

Incidents that have occurred within premises falling under the Fire (Safety) Scotland Regulations 2006 receive a Post Fire Audit. Incidents that are identified as having being started deliberately are reported to the Police for further investigation.

Section 3

OBJECTIVE 3: TO REDUCE THE OCCURANCE OF DELIBERATE FIRES

TO REDUCE THE OCCURRENCE OF DELIBERATE SECONDARY FIRES AND ASSOCIATED ANTI-SOCIAL BEHAVIOUR

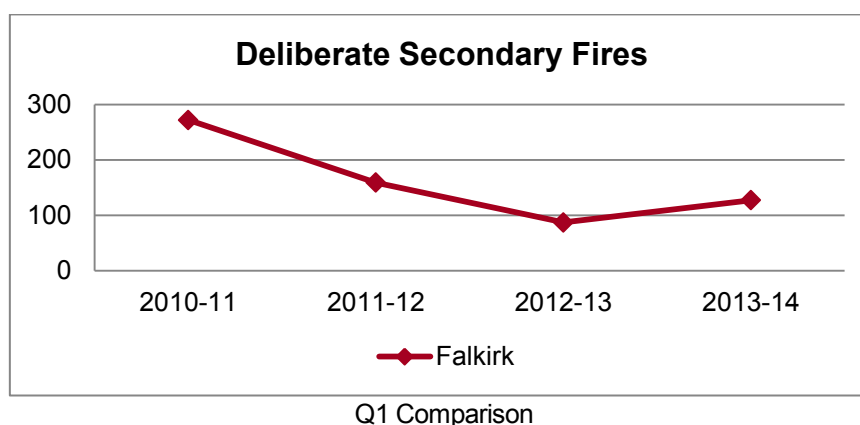
Deliberate Secondary Fires

Definition: Fires that were not in primary fire locations, not chimney fires and did not involve casualties or rescues and where the cause/motive was determined to be deliberate.

	2012/13		2013/14	
Deliberate Secondary Fires	Q1		Q1	Total to date for yr.
Bo'ness & Blackness Ward	16		13	
Bonnybridge & Larbert Ward	4		12	
Carse, Kinnaird and Tryst Ward	6		7	
Denny & Banknock Ward	15		15	
Falkirk North Ward	15		29	
Falkirk South Ward	14		25	
Grangemouth Ward	3		9	
Lower Braes Ward	8		9	
Upper Braes Ward	6		8	

Societal costs are given at £2,080 per incident as per CFSA

There were 127 Deliberate Secondary fires during this reporting period, an increase of 40 incidents when compared to the same period during 2012-13.



Action:

The provision of diversionary programmes within Falkirk and FRS involvement in multi-agency tasking in relation to Anti-social Behaviour, contributes to the reduction of Anti-social Behaviour related fires which generally fall into the category of Deliberate Secondary fires.

The introduction of the proactive initiative derived from the monthly CPP Tasking group, which focuses on emerging threats provided direct action from partner agencies to increase patrols to known areas of secondary fires, leaflet drops to nearby schools ensures resources are being committed to local hot spots to prevent and reduce future incidents.

Section 4

OBJECTIVE 4: TO REDUCE THE OCCURANCE OF ROAD TRAFFIC COLLISIONS

- Reduce the number of persons killed or seriously injured in RTC's

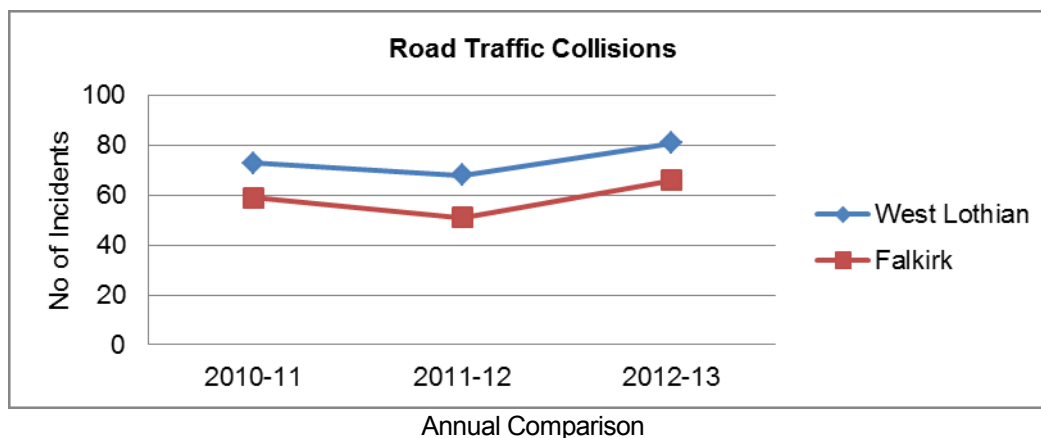
Road Traffic Collisions

Definition: When a road vehicle collides with another vehicle, pedestrian, animal, road debris, or other stationary obstruction, such as a tree or utility pole.

	2012/13		2013/14	
Road Traffic Collisions	Q1		Q1	Total to date for yr.
Bo'ness & Blackness Ward	0		0	
Bonnybridge & Larbert Ward	1		2	
Carse, Kinnaird and Tryst Ward	0		1	
Denny & Banknock Ward	2		2	
Falkirk North Ward	3		1	
Falkirk South Ward	0		1	
Grangemouth Ward	4		0	
Lower Braes Ward	4		1	
Upper Braes Ward	1		0	

Societal costs are given at £2,080 per incident as per CFSA.

The FRS attended 8 Road Traffic Collisions during this reporting period, a decrease of 7 incidents when compared with the same period during 2012-13.



Action:

The FRS is a member of a multi-agency approach to reducing Road Traffic Collision's and the associated casualties and fatalities. The continued delivery of the Safe Drive Stay Alive programme targeting young people is an excellent partnership approach to reducing road traffic collisions.

Section 5

OBJECTIVE 5: REDUCE THE OCCURANCES OF UNWANTED FIRE ALARM SIGNALS

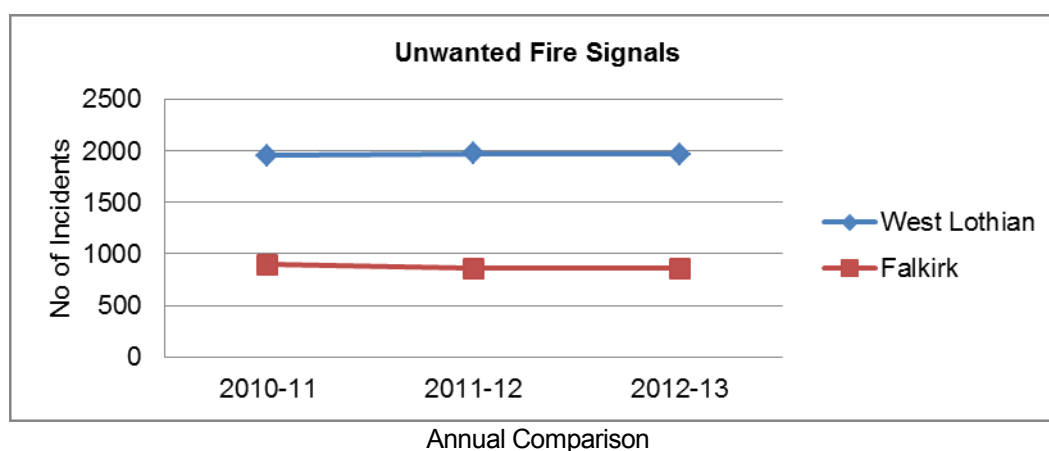
Unwanted Fire Signals

Definition: Where the FRS attends a location believing there to be a fire incident, but on arrival discovers that no such incident exists, or existed.

	2012/13		2013/14	
Unwanted Fire Signals	Q1		Q1	Total to date for yr.
Bo'ness & Blackness Ward	13		17	
Bonnybridge & Larbert Ward	72		73	
Carse, Kinnaird and Tryst Ward	14		19	
Denny & Banknock Ward	22		20	
Falkirk North Ward	52		62	
Falkirk South Ward	29		26	
Grangemouth Ward	35		26	
Lower Braes Ward	37		20	
Upper Braes Ward	20		11	

Societal costs are given at £848 per incident as per DCLG

There were 274 Unwanted Fire Signals during this reporting period, a decrease of 20 when compared to the same period during 2012-13.



Action:

The FRS work with owners of repeat Unwanted Fire Signals to reduce the occurrence of these types of incident. We monitor and identify high activity and are actively working with the top two offenders.

Section 6

ADDITIONAL INFORMATION

Special Service (excluding RTC)

Definition: Non-fire incidents which require the attendance of an appliance or officer and include: flooding, rescues of persons, making safe etc.

	2012/13		2013/14	
Other Special Services	Q1		Q1	Total to date for yr.
Bo'ness & Blackness Ward	6		3	
Bonnybridge & Larbert Ward	7		4	
Carse, Kinnaird and Tryst Ward	0		2	
Denny & Banknock Ward	6		2	
Falkirk North Ward	5		11	
Falkirk South Ward	3		3	
Grangemouth Ward	3		4	
Lower Braes Ward	1		6	
Upper Braes Ward	2		8	

Societal costs are given at £2080 per incident as per CFSA

The FRS attended 43 Special Service incidents during this reporting period, an increase of 10 incidents when compared with the same period during 2012-13.

Action:

These incidents types are continually monitored and if trends are identified preventative activity is instigated. Currently there are no significant trends with regards the incidents that are being reported upon.

Violence to Crews

Definition: Incidents where it has been recorded that there was an attack on FRS personnel travelling to/from or at the incident.

	2012/13		2013/14	
Violence to Crews	Q1		Q1	Total to date for yr.
Bo'ness & Blackness Ward	0		0	
Bonnybridge & Larbert Ward	0		0	
Carse, Kinnaid and Tryst Ward	0		0	
Denny & Banknock Ward	0		1	
Falkirk North Ward	0		0	
Falkirk South Ward	0		0	
Grangemouth Ward	1		0	
Lower Braes Ward	0		0	
Upper Braes Ward	0		0	

Attack methods are many and varied ranging from verbal abuse to the use of missiles and weapons. The FRS has a zero tolerance approach to attacks on operational crews.

Action: Fire crews to continue to be vigilant on approach and whilst in attendance at incidents involving crowds, the performance of a dynamic risk assessment is the foundation of our operational procedure to ensure the safety of our crews.

Incidents involving alcohol or drugs

Definition: Incidents where it is suspected that Drugs/Alcohol were a contributory factor in the fire.

	2012/13		2013/14	
Suspected Under the Influence Drugs/Alcohol	Q1		Q1	Total to date for yr.
Bo'ness & Blackness Ward	1		0	
Bonnybridge & Larbert Ward	0		1	
Carse, Kinnaid and Tryst Ward	0		0	
Denny & Banknock Ward	0		2	
Falkirk North Ward	2		5	
Falkirk South Ward	0		1	
Grangemouth Ward	0		0	
Lower Braes Ward	0		0	
Upper Braes Ward	0		1	

Drugs/Alcohol has been identified as a contributory factor in a number of serious injury/fatal fires due to the affect that it has upon the occupant's ability to react appropriately in a fire situation.

The table above shows that there has been an increase within this category from 3 in the same reporting period of 2012-13 to 12 in this period.

Action: We shall identify opportunities to invite our partners to case conferences to mitigate future incidents and to ensure vulnerable people are supported.

Smoking Related Incidents

Definition: Incidents where it has been recorded that the source of ignition is Smoking Related.

	2012/13		2013/14	
Smoking Related Incidents	Q1		Q1	Total to date for yr.
Bo'ness & Blackness Ward	0		2	
Bonnybridge & Larbert Ward	0		0	
Carse, Kinnaird and Tryst Ward	2		1	
Denny & Banknock Ward	0		2	
Falkirk North Ward	3		2	
Falkirk South Ward	0		0	
Grangemouth Ward	0		1	
Lower Braes Ward	1		1	
Upper Braes Ward	1		0	

Smoking has been identified as the ignition source in a number of serious injury/fatal fires. There has been an increase of 2 smoking related fires during this reporting period when compared to the same period during 2012-13.

Action: The Service continues to work with partner agencies to develop Home Fire Safety Visits referral streams and to ensure that premises that are known to have occupiers that are at risk from fire as a result of smokers materials are proactively targeted in order to offer a Home Fire Safety Visits and to ensure that such premises have a working smoke detector.

Section 7

PREVENTATIVE ACTIVITIES

Fire Protection: Non-Domestic premises audits

Definition: Audits carried out in premises other than Dwellings under the Fire (Safety) Scotland Regulations 2006

Analysis of Audit Activity																
District: Falkirk																
Period: 1 April - 30 June 2013 (reported as at 2/7/13 13:43pm)																
FSEC	Premises Type	Number of premises in area as of 31 March 2013	Number of premises in area targeted for planned audit 2013-14	Number of targeted planned audits conducted in reporting period	Total number planned audits conducted in reporting period	Number of premises status changed	Cumulative planned audits 1st April Year to Date	Percentage of targeted planned audits 1st April Year to Date	FSEC Relative Risk Profile of Area premises as AT CLOSE OF REPORTING PERIOD							NOTES
									Well below average (RTL than 3) VL	average (RTL than 3 and less than or equal to 4) L	Average (RTG than 4 and less than or equal to 5) M	Average (RTG than 5 and less than or equal to 6) H	Well Above Average (RRG than 6) VH	Closing number of premises in Area ???	Premises Left Open ??	
A	Hospital	6	6	1	1		1	16.6%				1				
B	Carehome	47	47	9	9		9	19.1%				9				
C	House of multiple occupation (HMO) Tenement	64	64	10	15	6	10	23.4%		5	2	7				
D	Dwellings	0	0	0	0		0	0.0%								
E	Hostels	1	1	0	0		0	0.0%								
F	Hotels	54	54	20	20	12	20	37.0%	4	6	2	8				
G	House converted to Flat	0	0	0	0		0	0.0%								
H	Other sleeping accommodation	1	1	0	0		0	0.0%								
J	Further Education	2	0	0	0		0	0.0%								
K	Public Building	32	2	2	4	2	2	200.0%		2	2					
L	Licensed Premises	307	49	5	8	5	5	16.3%			5	3				
M	Schools	127	7	2	2		2	28.5%				2				
N	Shops	1064	30	0	3		0	10.0%			2	1				
P	Other premises open to public	167	12	2	5	2	1	41.6%	1		3	1				
R	Factories & Warehouses	330	45	3	4		3	8.8%				4				
S	Offices	635	12	0	0		0	0.0%								
T	Other Workplace	52	5	0	0		0	0.0%								
Total		2889	335	54	71	27	53		5	13	16	36	0	0		

The focus of planned audits within Falkirk continues to be Care Homes, Houses of Multiple Occupancy, Hostels and Hotels.

Community Engagement

Talks and Visits

Definition: Fire Safety education given to schoolchildren and the wider community

These figures reflect some of the front line Falkirk operational community activity within a variety of areas including community events including school and nursery visits.

COMMUNITY SAFETY: COMMUNITY ENGAGEMENT ACTIVITY

QUARTER 1 2013: 1st April – 30th June

ACTIVITY	FALKIRK
Pre School Visits (No. of Schools visited)	0
Primary Schools Visits	4
Secondary School Visits	0
Enhanced Home Safety Visits	39
Firesetters Intervention Programme (No. of sessions with youths)	1
Community Engagement Events	12
Vulnerable Person Referrals	21

Home Safety Visit Programme

The Home Fire Safety Visit programme is a key component of the Scottish Fire and Rescue Service's prevention strategy aimed at reducing the number of accidental dwelling fires and the associated casualties and fatalities.

Definition:

Full HFSV including advice and alarm installations

The FRS must have entered the householder premises to carry out a full home fire safety visit. Where there is no fully functional smoke detector, or if existing detector has been incorrectly sited, a smoke detector is installed by the Fire Service.

Each premise is allocated an initial risk rating following the completion of the pre-visit questionnaire. Premises are rated as High, Medium or Low. The total number of completed Home Fire Safety Visits has been broken down into risk rating.

	High	Medium	Low	Total
Full HFSV	160	159	40	359
Number of Detectors fitted	61	78	18	157

The Home Safety Visit programme continues to reduce risk in the community by making people safer in their homes.

Partnership Working

Initiatives from Tasking and Coordinating Groups;

During the period a number of intelligence led enhanced home safety visits were carried out throughout the Falkirk area. This intelligence was gathered through the monthly tasking process and close interaction with partner agencies.

In addition a number of local initiatives have been carried out in order to reduce the number of secondary fires occurring across the Falkirk area. This included proactive interaction with local youth groups, schools and voluntary organisations.