



***Report to:* Falkirk Council Scrutiny Committee**

SUBJECT: Scottish Fire and Rescue Service, Falkirk Area, Quarter 3, 2013/14, Performance Report.

1. INTRODUCTION

- 1.1 The attached report provides an update on performance against the Local Fire and Rescue Plan 2013 for Falkirk during Quarter 3, 2013-14.

2. PERFORMANCE REPORTING – QUARTER 2 OUTCOMES

- 2.1 Listed below are the Outcomes from Quarter 3, 2013-14:

Accidental Dwelling Fires

There were 30 Accidental Dwelling fires during this reporting period, an increase of 7 incidents when compared to the same period during 2012-13.

Non Domestic Property Fires

There were 19 fires in non domestic properties compared with 15 during the same period last year.

Deliberate Secondary Fires

There were 116 Deliberate Secondary Fires during the reporting period, a decrease of 13 from the same period last year.

Road Traffic Collisions

13 Road Traffic Collisions were attended during this reporting period, a decrease of 8 incident when compared with the same period during 2012-13.

Unwanted Fire Alarm Signals

There were 307 Unwanted Fire Signals during this reporting period, a decrease of 19 when compared to the same period during 2012-13.

3. RECOMMENDATION

3.1 Falkirk Council Scrutiny Committee is invited to:

Consider and make any comment in relation to the performance report for Quarter 3 2013-14.

**Gary Laing
Local Senior Officer
Falkirk and West Lothian
January 2013**



Quarterly Performance Report



SCOTTISH
FIRE AND RESCUE SERVICE

Working together for a safer Scotland

for Falkirk

www.firescotland.gov.uk

Quarter 3 2013/14 1st Oct – 31st Dec

INTRODUCTION

This performance report provides information on our prevention, protection and operational response activities within the Falkirk area over the 3rd Quarter of 2013/14.

The Scottish Government provides an overarching vision for public services. This vision is supported by 16 National Outcomes which demonstrate commitment to creating a more successful country, with opportunities for all of Scotland to flourish, through increasing sustainable growth. The Scottish Fire and Rescue Service (SFRS) can make a significant contribution to improving these outcomes for Falkirk by contributing to the Community Planning arrangements across the area.

The priorities contained within the Falkirk Local Fire plan reflect the Falkirk Area Strategic Community Plan 2010-2015 and the Falkirk Community Safety Partnership Strategic Assessment 2011-2014 which include a range of priorities focused on delivering improved outcomes. The key themes which this plan contributes to are;

- * Safer Communities,
- * Growing Business and Prosperous People,
- * Young People Who Are Confident and successful.

The national priorities for the SFRS are set out in the Fire and Rescue Framework for Scotland and the SFRS Strategic Plan outlines how the SFRS will deliver against these priorities and the outcomes against which this delivery can be measured.

The aims of the local Fire & Rescue Service in the area is to reduce fire deaths throughout the Falkirk area and to reduce injuries from fire and other emergencies in the community. We aim to achieve this by working in partnership, being pro-active and targeting our prevention and protection activities to where they are required, based on evidence.

Within the Local Fire and Rescue Plan 2013-14 for Falkirk, **five** objectives for the local Fire and Rescue Service to work towards, have been identified;

Objective 1: Reduction of Accidental Dwelling Fires

- **Reduce the number of fire fatalities and casualties**

Objective 2: Reduction of Fires in Non- Domestic Properties

Objective 3: Reduction of Deliberate Fires

Objective 4: Reduction in Road Traffic Collisions (RTC's)

- **Reduce the number of persons killed or seriously injured in RTC's**

Objective 5: Reduction in Unwanted Fire Alarm Signals

QUARTER 3 OUTCOMES

Accidental Dwelling Fires

There were 30 Accidental Dwelling fires during this reporting period, an increase of 7 incidents when compared to the same period during 2012-13.

Non Domestic Property Fires

There were 19 fires in non domestic properties compared with 15 during the same period last year.

Deliberate Secondary Fires

There were 116 Deliberate Secondary Fires during the reporting period, a decrease of 13 from the same period last year.

Road Traffic Collisions

13 Road Traffic Collisions were attended during this reporting period, a decrease of 8 incident when compared with the same period during 2012-13.

Unwanted Fire Alarm Signals

There were 307 Unwanted Fire Signals during this reporting period, a decrease of 19 when compared to the same period during 2012-13.

Note:- Data representative of 21st January 2014

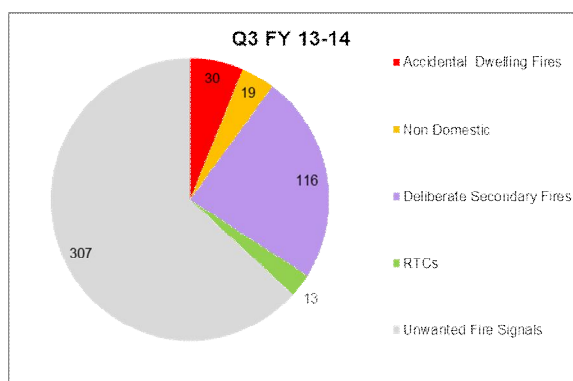
INCIDENT ACTIVITY OVERVIEW

Key Performance Indicator	2010/11	2011/12	2012/13	2013/14	Q1 History
All accidental dwelling fires	28	22	23	30	
Non domestic property fires	26	11	15	19	
All deliberate 'other' building fires	8	3	5	6	
All accidental 'other' building fires	18	8	10	13	
All deliberate secondary fires	104	143	129	116	
Special Services - Road traffic collisions	20	9	21	13	
False Alarms	377	352	326	307	

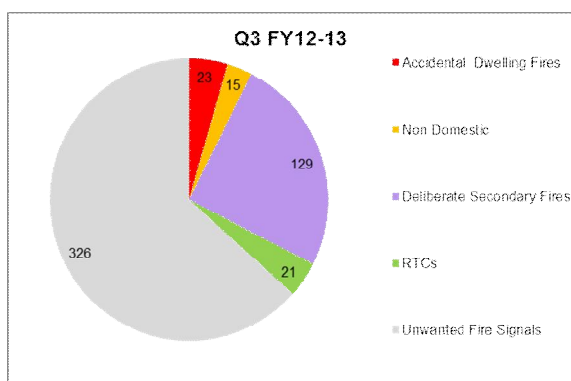
RAG rating: Based on change when compared to same reporting period during 2012-13. Red = Increase, Amber = Equal, Green = Decrease.

The charts below illustrate the Incident Activity for Quarter 3 2013-14 benchmarked against the same period last year.

Financial Year 2013-14



Financial Year 2012-13



CONTENTS

1. **Accidental Dwelling Fires**
2. **Non Domestic Properties**
3. **Deliberate Secondary Fires**
4. **Road Traffic Collisions**
5. **Unwanted Fire Signal**
6. **Additional Information**
 - **Special Services, excluding Road Traffic Collisions**
 - **Violence To Crews**
 - **Incidents involving Drugs or Alcohol**
 - **Smoking Related Incidents**
7. **Preventative Activities**
 - **Non Domestic Audits (Preventative Activities)**
 - **Community Engagement**
 - **Home Safety Visit Programme**
 - **Partnership Working**

Area Manager Gary Laing
Local Senior Officer for Falkirk & West Lothian
Gary.laing@firescotland.gov.uk

Group Manager Joe Andrews
Falkirk
joe.andrews@firescotland.gov.uk

Group Manager Stuart Stevens
Prevention & Protection
stuart.stevens@firescotland.gov.uk

Section 1

OBJECTIVE ONE: TO REDUCE THE OCCURRENCE OF ACCIDENTAL DWELLING FIRES

Accidental Dwelling Fires

Definition: Building occupied by households, excluding hotels, hostels and residential institutions. In 2000, the definition of a dwelling was widened to include any non-permanent structure used solely as a dwelling, such as caravans, houseboats etc. Caravans, boats etc. not used as a permanent dwelling are shown according to the type of property. Accidental includes fires where the cause was not known or unspecified.

Q3 ward ave. for Falkirk - 3	2009/10	2010/11	2011/12	2012/13	2013/14	Sparkline
Bo'ness and Blackness	5	2	2	4	2	
Bonnybridge and Larbert	1	4	0	0	3	
Carse, Kinnaird and Tryst	5	3	3	2	1	
Denny and Banknock	5	2	4	3	6	
Falkirk North	3	6	5	5	7	
Falkirk South	3	4	1	3	4	
Grangemouth	6	5	3	2	1	
Lower Braes	3	1	2	1	2	
Upper Braes	0	1	2	3	4	

*Figures indicated in **RED** are above the average for all wards

Chief Fire Officer Association (Scotland) Community Fire Safety Assessment 2010 (CFSA) applies a societal cost of £25,500 per incident.

There were 30 Accidental Dwelling fires during this reporting period, an increase of 7 incidents when compared to the same period during 2012-13.

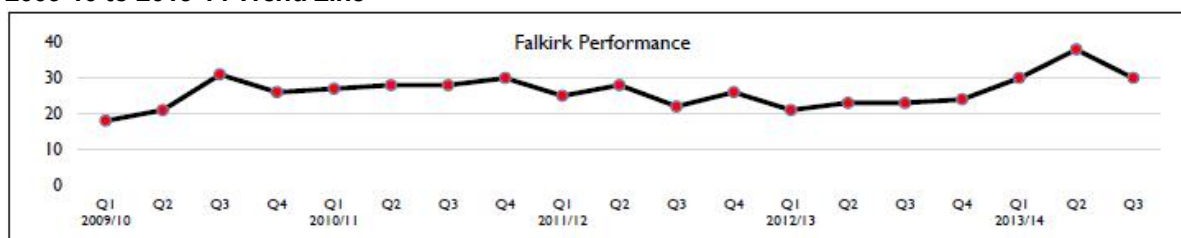
Action:

The main focus of the FRS's preventative activity in relation the accidental dwelling fires continues to be the proactive delivery of the Home Safety Visit programme throughout the Falkirk area.

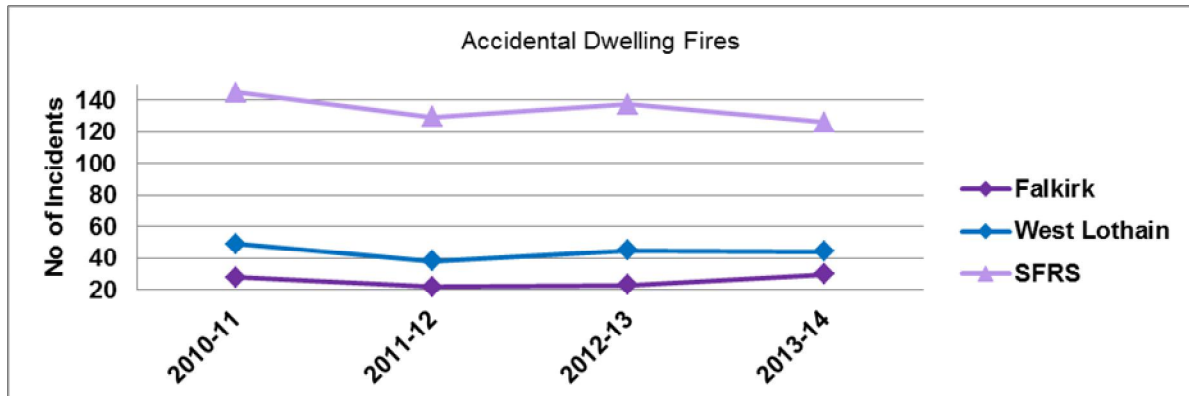
Analytical information gathered by the FRS relating to accidental dwelling fire 'hotspots' informs the reactive delivery of the Home Safety Visit programme to promote community reassurance.

The agreed implementation of the Falkirk CPP safety group led by the Fire Service shall focus on all aspects of safety in the community. The main objective is to enable all relevant partners to contribute and drive innovative initiatives based on evidence and realistic outcomes.

2009-10 to 2013-14 Trend Line



October - December Local Authority and SFRS Comparison 2010-11 to 2013-14



Note: Due to the proportion of high numbers across Scotland in comparison to the Falkirk and West Lothian area numbers a divisional number of 10 has been used for the SFRS figures.

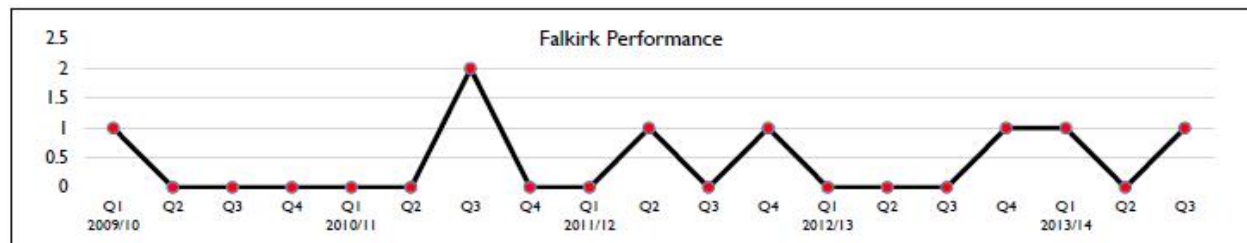
Actuals: 30 in the Falkirk Area, 49 in the West Lothian Area, 1451 total for SFRS

Reduce the number of Fire Fatalities as a direct result of Accident Dwelling Fires

Definition: A person whose death is attributed to a fire is counted as a fatality even if the death occurred weeks or months later.

There was 1 fatality from accidental dwelling fires during this reporting period. A multi agency case conference is planned to be held to determine if any lessons can be learned from this event.

2009-10 to 2013-14 Trend Line



Economic cost of fire (Department of Communities and Local Government) model attributes a cost of £1,546,688 per fatality.

Non-Fatal Fire Casualties as a result of Accidental Dwelling Fires

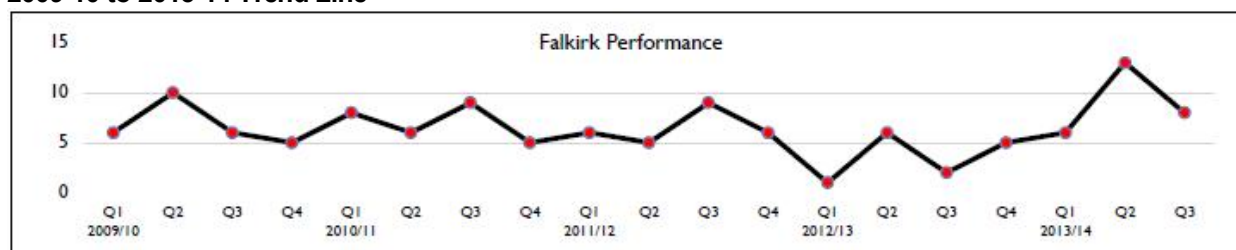
Definition: Total number of non-fatal casualties, injured as a direct result of a fire attended by the service. Includes those who received first aid at the scene and those who were recommended to go for a precautionary check. Does not include injuries to fire service personnel.

Q3 ward ave. for Falkirk - I	2009/10	2010/11	2011/12	2012/13	2013/14	Sparkline
Bo'ness and Blackness	1	1	1	0	0	
Bonnybridge and Larbert	0	2	2	0	2	
Carse, Kinnaird and Tryst	0	0	0	0	0	
Denny and Banknock	2	2	0	0	2	
Falkirk North	1	1	4	0	4	
Falkirk South	0	1	0	1	0	
Grangemouth	1	1	0	0	0	
Lower Braes	1	0	0	1	0	
Upper Braes	0	1	2	0	0	

Costs attributed are: Burns injury - £174,354; Smoke/fumes injury - £44,019; Precautionary check-up /other - £574 (source: DCLG)

There were 8 people injured as a result of being involved in an Accidental Dwelling Fire during this reporting period, an increase of 6 when compared against the same reporting period during 2012-13.

2009-10 to 2013-14 Trend Line



Section 2

OBJECTIVE 2: TO REDUCE THE OCCURANCE OF FIRES IN NON – DOMESTIC PROPERTIES

Non Domestic Properties

Definition: These are fires identified as deliberate other building fires or accidental other fires.

There were 19 Non domestic property fires during this reporting period, an increase of 4 incidents when compared with the same period during 2012-13.

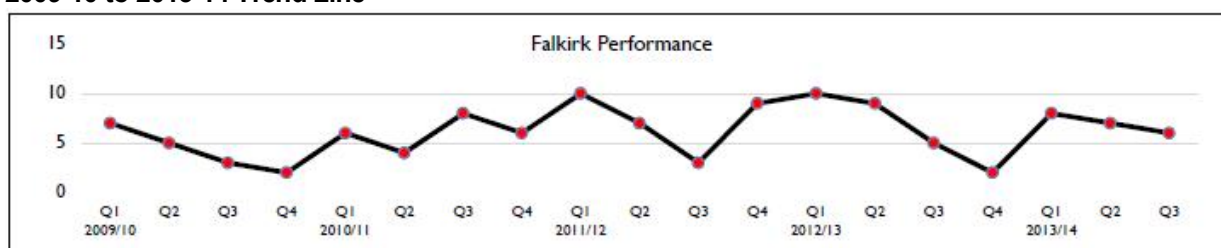
All Deliberate Other Building Fires

Q3 ward ave. for Falkirk - I	2009/10	2010/11	2011/12	2012/13	2013/14	Sparkline
Bo'ness and Blackness	1	2	0	2	1	
Bonnybridge and Larbert	0	1	2	0	0	
Carse, Kinnaird and Tryst	0	0	0	0	0	
Denny and Banknock	2	0	0	0	0	
Falkirk North	0	1	0	1	0	
Falkirk South	0	0	0	0	1	
Grangemouth	0	0	0	0	0	
Lower Braes	0	4	1	2	3	
Upper Braes	0	0	0	0	1	

Action:

Incidents that have occurred within premises falling under the Fire (Safety) Scotland Regulations 2006 receive a Post Fire Audit. Incidents that are identified as having being started deliberately are reported to the Police for further investigation.

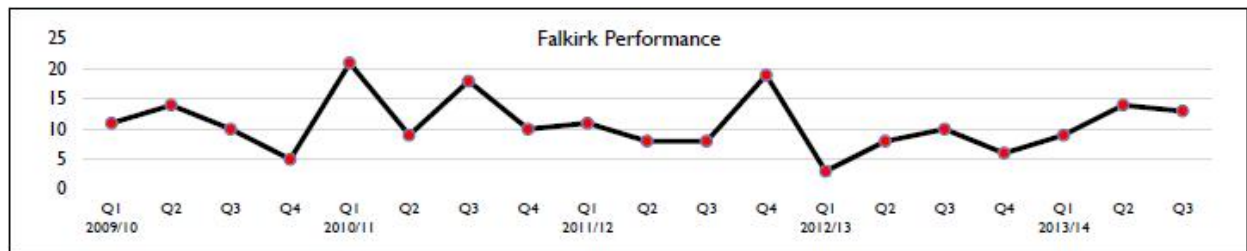
2009-10 to 2013-14 Trend Line



All Accidental Other Building Fires

Q3 ward ave. for Falkirk - I	2009/10	2010/11	2011/12	2012/13	2013/14	Sparkline
Bo'ness and Blackness	0	1	0	0	2	
Bonnybridge and Larbert	1	3	1	0	1	
Carse, Kinnaird and Tryst	1	0	0	2	0	
Denny and Banknock	1	0	1	2	3	
Falkirk North	1	5	1	3	2	
Falkirk South	4	0	0	1	2	
Grangemouth	1	7	3	0	1	
Lower Braes	0	1	1	1	1	
Upper Braes	1	1	1	1	1	

2009-10 to 2013-14 Trend Line



Section 3

OBJECTIVE 3: TO REDUCE THE OCCURANCE OF DELIBERATE FIRES

TO REDUCE THE OCCURRENCE OF DELIBERATE SECONDARY FIRES AND ASSOCIATED ANTI-SOCIAL BEHAVIOUR

Deliberate Secondary Fires

Definition: Fires that were not in primary fire locations, not chimney fires and did not involve casualties or rescues and where the cause/motive was determined to be deliberate.

Q3 ward ave. for Falkirk - 13	2009/10	2010/11	2011/12	2012/13	2013/14	Sparkline
Bo'ness and Blackness	26	16	14	33	26	
Bonnybridge and Larbert	8	3	1	4	4	
Carse, Kinnaird and Tryst	33	14	10	7	4	
Denny and Banknock	29	21	14	22	7	
Falkirk North	18	13	22	15	18	
Falkirk South	31	8	24	13	22	
Grangemouth	44	12	29	24	15	
Lower Braes	10	9	15	1	9	
Upper Braes	13	8	14	10	11	

Societal costs are given at £2,080 per incident as per CFSA

There were 116 Deliberate Secondary fires during this reporting period, a decrease of 13 incidents when compared to the same period during 2012-13.

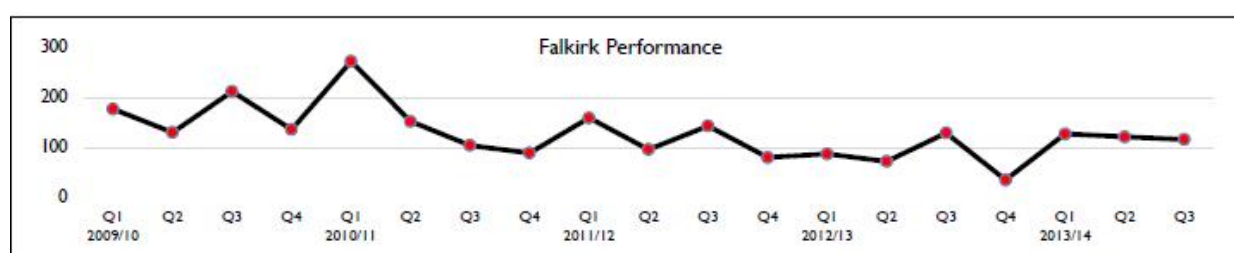
Action:

The provision of diversionary programmes within Falkirk and FRS involvement in multi-agency tasking in relation to Anti-social Behaviour, contributes to the reduction of Anti-social Behaviour related fires which generally fall into the category of Deliberate Secondary fires.

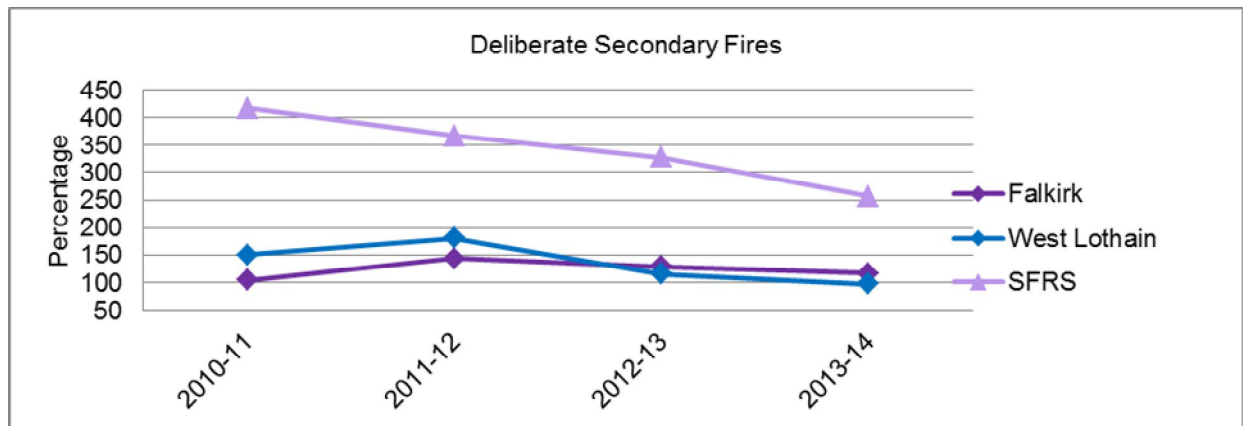
The introduction of the proactive initiative derived from the monthly CPP Tasking group, which focuses on emerging threats provided direct action from partner agencies to increase patrols to known areas of secondary fires, leaflet drops to nearby schools ensures resources are being committed to local hot spots to prevent and reduce future incidents.

It is indicative that Operation ALAMO, the Multi Agency partnership approach to reducing secondary fires during the bonfire period on and around the 5th of November has contributed to the reduction in secondary fires in this reporting period.

2009-10 to 2013-14 Trend Line



October – December Local Authority and SFRS Comparison 2010-11 to 2013-14



Note: The SFRS figure requires a multiplication factor of 10

Actuals: 116 in the Falkirk Area, 97 in the West Lothian Area, 2567 total for SFRS

Section 4

OBJECTIVE 4: TO REDUCE THE OCCURANCE OF ROAD TRAFFIC COLLISIONS

- Reduce the number of persons killed or seriously injured in RTC's

Road Traffic Collisions

Definition: When a road vehicle collides with another vehicle, pedestrian, animal, road debris, or other stationary obstruction, such as a tree or utility pole.

Q3 ward ave. for Falkirk - I	2009/10	2010/11	2011/12	2012/13	2013/14	Sparkline
Bo'ness and Blackness	1	0	1	3	1	
Bonnybridge and Larbert	4	2	0	3	3	
Carse, Kinnaird and Tryst	4	1	1	0	1	
Denny and Banknock	3	6	3	4	3	
Falkirk North	0	2	2	3	0	
Falkirk South	0	1	0	0	1	
Grangemouth	3	3	1	1	0	
Lower Braes	2	3	0	2	2	
Upper Braes	4	2	1	5	2	

Societal costs are given at £2,080 per incident as per CFSA.

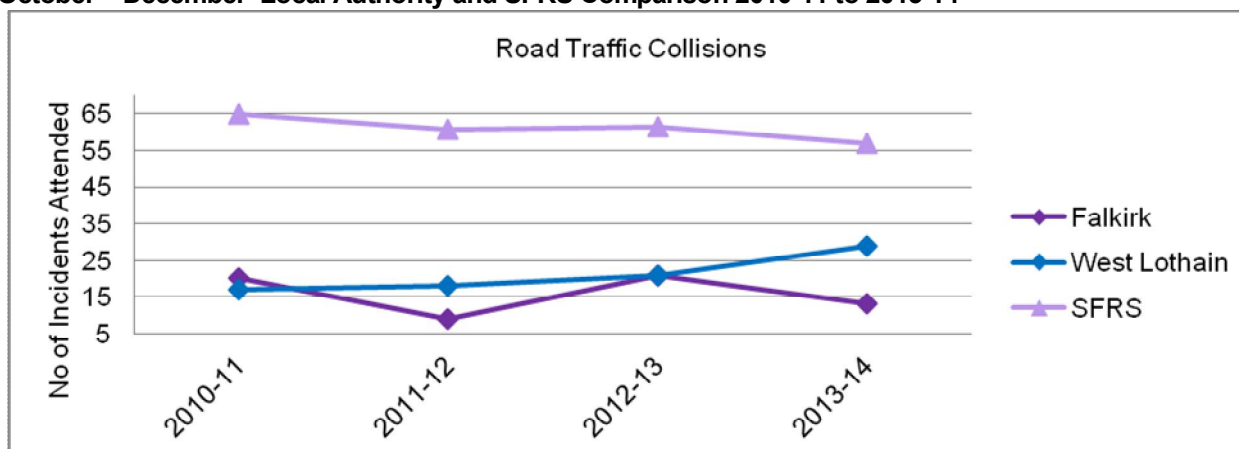
The FRS attended 13 Road Traffic Collisions during this reporting period, a decrease of 8 incident when compared with the same period during 2012-13.

Action:

The FRS is a member of a multi-agency approach to reducing Road Traffic Collision's and the associated casualties and fatalities. The continued delivery of the Safe Drive Stay Alive programme targeting young people is an excellent partnership approach to reducing road traffic collisions

2009-10 to 2013-14 Trend Line

October – December Local Authority and SFRS Comparison 2010-11 to 2013-14



Note: The SFRS figure requires a multiplication factor of 10

Actuals: 13 in the Falkirk Area, 29 in the West Lothian Area, 570 total for SFRS

Section 5

OBJECTIVE 5: REDUCE THE OCCURANCES OF UNWANTED FIRE ALARM SIGNALS

Unwanted Fire Signals

Definition: Where the FRS attends a location believing there to be a fire incident, but on arrival discovers that no such incident exists, or existed.

Q3 ward ave. for Falkirk - 34	2009/10	2010/11	2011/12	2012/13	2013/14	Sparkline
Bo'ness and Blackness	23	21	16	15	14	
Bonnybridge and Larbert	28	58	101	52	75	
Carse, Kinnaird and Tryst	23	32	22	35	27	
Denny and Banknock	22	29	17	32	25	
Falkirk North	100	105	76	78	49	
Falkirk South	50	37	36	32	30	
Grangemouth	27	51	30	33	25	
Lower Braes	46	27	36	26	42	
Upper Braes	18	17	18	23	20	

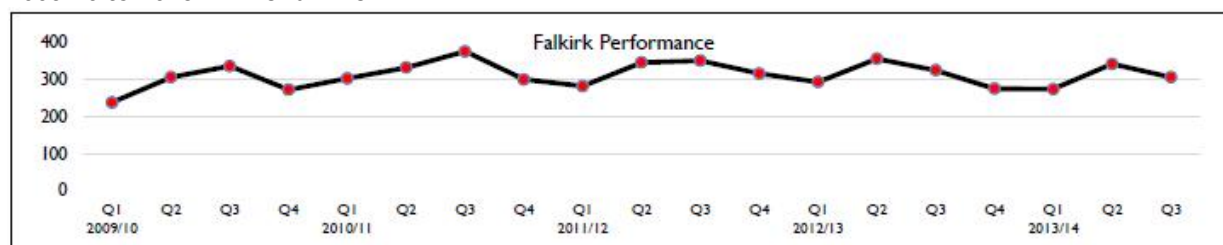
Societal costs are given at £848 per incident as per DCLG

There were 307 Unwanted Fire Signals during this reporting period, a decrease of 19 when compared to the same period during 2012-13.

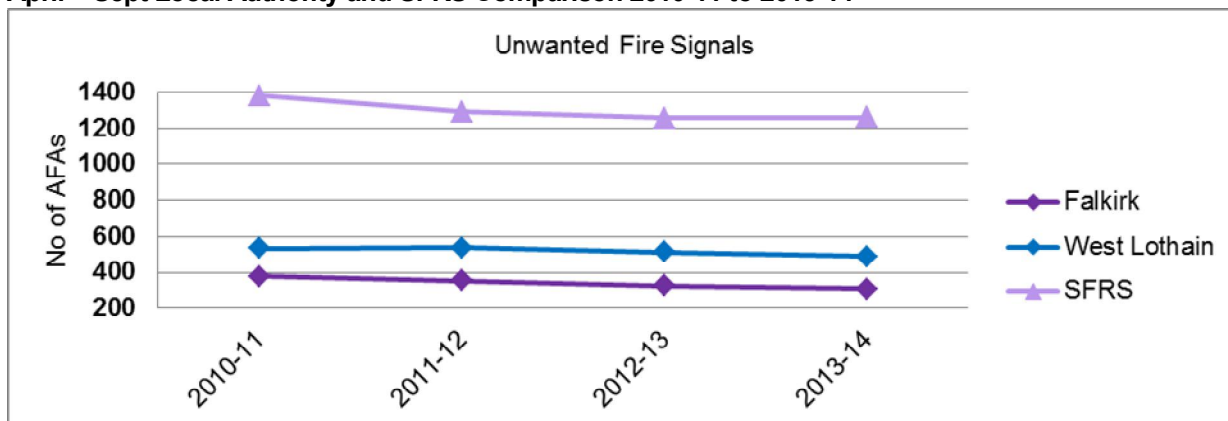
Action:

The FRS work with owners of repeat Unwanted Fire Signals to reduce the occurrence of these types of incident. We monitor and identify high activity and are actively working with the top two offenders.

2009-10 to 2013-14 Trend Line



April – Sept Local Authority and SFRS Comparison 2010-11 to 2013-14



Note: The SFRS figure requires a multiplication factor of 10

Actuals: 307 in the Falkirk Area, 490 in the West Lothian Area, 12587 total for SFRS

Section 6

ADDITIONAL INFORMATION

Special Service (including RTC)

Definition: Non-fire incidents which require the attendance of an appliance or officer and include: flooding, rescues of persons, making safe, rtcs etc.

Q3 ward ave. for Falkirk - 6	2009/10	2010/11	2011/12	2012/13	2013/14	Sparkline
Bo'ness and Blackness	3	8	7	6	5	
Bonnybridge and Larbert	6	10	4	3	4	
Carse, Kinnaid and Tryst	10	4	3	1	2	
Denny and Banknock	10	17	8	6	8	
Falkirk North	8	27	7	15	12	
Falkirk South	3	6	4	5	8	
Grangemouth	6	15	2	2	11	
Lower Braes	3	5	4	6	4	
Upper Braes	8	8	2	9	4	

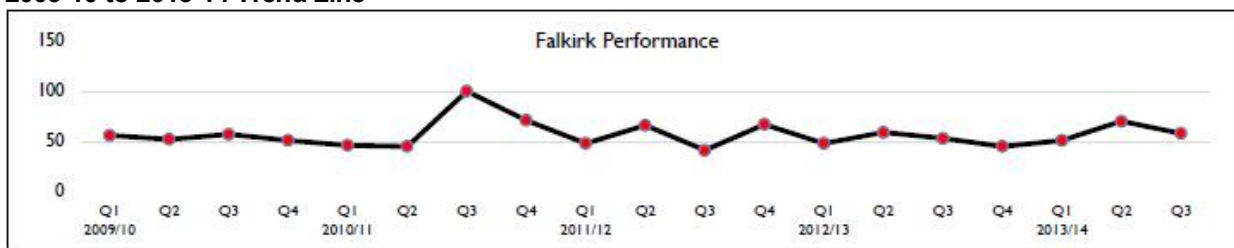
Societal costs are given at £2080 per incident as per CFSA

The FRS attended 58 Special Service incidents in total during this reporting period, a decrease of 5 incidents when compared with the same period during 2012-13.

Action:

These incidents types are continually monitored and if trends are identified preventative activity is instigated. Currently there are no significant trends with regards the incidents that are being reported upon.

2009-10 to 2013-14 Trend Line



Violence to Crews

Definition: Incidents where it has been recorded that there was an attack on FRS personnel travelling to/from or at the incident.

Attack methods are many and varied ranging from verbal abuse to the use of missiles and weapons. The FRS has a zero tolerance approach to attacks on operational crews.

There was 1 incidents recorded for this quarter, in the Falkirk South Ward the same as for the same reporting period last year.

Action: Fire crews to continue to be vigilant on approach and whilst in attendance at incidents involving crowds, the performance of a dynamic risk assessment is the foundation of our operational procedure to ensure the safety of our crews.

Incidents involving alcohol or drugs

Definition: Incidents where it is suspected that Drugs/Alcohol were a contributory factor in the fire.

	2012/13		2013/14	
Suspected Under the Influence Drugs/Alcohol	Q3		Q3	Total to date for yr.
Bo'ness & Blackness Ward				
Bonnybridge & Larbert Ward				
Carse, Kinnaird and Tryst Ward				
Denny & Banknock Ward			1	
Falkirk North Ward				
Falkirk South Ward			1	
Grangemouth Ward				
Lower Braes Ward				
Upper Braes Ward	1*			

Drugs/Alcohol has been identified as a contributory factor in a number of serious injury/fatal fires due to the affect that it has upon the occupant's ability to react appropriately in a fire situation.

The table above shows that there has been an increase within this category, from 1 to 2.

Action: We shall identify opportunities to invite our partners to case conferences to mitigate future incidents and to ensure vulnerable people are supported.

Smoking Related Incidents

Definition: Incidents where it has been recorded that the source of ignition is Smoking Related.

	2012/13		2013/14	
Smoking Related Incidents	Q3		Q3	Total to date for yr.
Bo'ness & Blackness Ward				
Bonnybridge & Larbert Ward	1			
Carse, Kinnaird and Tryst Ward				
Denny & Banknock Ward				
Falkirk North Ward	3		1	
Falkirk South Ward				
Grangemouth Ward				
Lower Braes Ward				
Upper Braes Ward				

Smoking has been identified as the ignition source in a number of serious injury/fatal fires. There has been a decrease of 3 smoking related fires during this reporting period when compared to the same period during 2012-13.

Action: The Service continues to work with partner agencies to develop Home Fire Safety Visits referral streams and to ensure that premises that are known to have occupiers that are at risk from fire as a result of smokers materials are proactively targeted in order to offer a Home Fire Safety Visits and to ensure that such premises have a working smoke detector.

Section 7

PREVENTATIVE ACTIVITIES

Fire Protection: Non-Domestic premises audits

Definition: Audits carried out in premises other than Dwellings under the Fire (Safety) Scotland Regulations 2006

Analysis of Audit Activity								
District: Falkirk								
Period: 1 October - 31 December 2013 (reported as at 6/1/14)								
FSEC	Premises Type	Number of premises in area as of 31 March 2013	Number of premises in area targeted for planned audit 2013-14	Number of targeted planned audits conducted in reporting period	Total number planned audits conducted in reporting period	Number of premises status changed	Cumulative planned audits 1st April Year to Date	Percentage of targeted planned audits 1st April Year to Date
A	Hospital	6	6	1	1		4	66.6%
B	Carehome	47	47	13	11		32	68.0%
C	House of multiple occupation (HMD) Tenement	64	64	21	16	6	43	67.1%
D	Dwellings	0	0					
E	Hostels	1	1					0.0%
F	Hotels	54	54	9	21		55	101.8%
G	House converted to Flat	0	0					
H	Other sleeping accommodation	1	1	1	1		1	100.0%
J	Further Education	2	0					
K	Public Building	32	2				6	300.0%
L	Licensed Premises	307	49	1	20		46	93.8%
M	Schools	127	7	2	5		9	128.5%
N	Shops	1064	30	3	23		31	103.3%
P	Other premises open to public	167	12	1	4		10	83.3%
R	Factories & Warehouses	330	45	2	9		18	40.0%
S	Offices	635	12	1	4		6	50.0%
T	Other Workplace	52	5		1		2	40.0%
	Total	2889	335	55	116	6	263	79%

The focus of planned audits within Falkirk continues to be Care Homes, Houses of Multiple Occupancy, Hostels and Hotels.

Community Engagement

Talks and Visits

Definition: Fire Safety education given to schoolchildren and the wider community

These figures reflect some of the front line Falkirk operational community activity within a variety of areas including community events including school and nursery visits.

COMMUNITY SAFETY: COMMUNITY ENGAGEMENT ACTIVITY

QUARTER 3 2013: 1st October – 31st December

ACTIVITY	FALKIRK
Pre School Visits (No. of Schools visited)	7
Primary Schools Visits	9
Secondary School Visits	2
Enhanced Home Safety Visits	23
Firesetters Intervention Programme (No. of sessions with youths)	3
Community Engagement Events	29
Vulnerable Person Referrals	150

Home Safety Visit Programme

The Home Fire Safety Visit programme is a key component of the Scottish Fire and Rescues Service's prevention strategy aimed at reducing then number accidental dwelling fires and the associated casualties and fatalities

Definition:

Full HFSV including advice and alarm installations

The FRS must have entered the householder premises to carry out a full home fire safety visit. Where there is no fully functional smoke detector, or if existing detector has been incorrectly sited, a smoke detector is installed by the Fire Service.

Each premise is allocated an initial risk rating following the completion of the pre-visit questionnaire. Premises are rated as High, Medium or Low. The total number of completed Home Fire Safety Visits has been broken down into risk rating.

	High	Medium	Low	Total
Full HFSV	206	145	75	426
Number of Detectors fitted	78	54	16	148

The Home Safety Visit programme continues to reduce risk in the community by making people safer in their homes.

Partnership Working

Initiatives from Tasking and Coordinating Groups;

During the period a number of intelligence led enhanced home safety visits were carried out throughout the Falkirk area. This intelligence was gathered through the monthly tasking process and close interaction with partner agencies.

In addition, during Quarter 3 the Service undertook an 'Autumn Thematic Action Plan' which focussed on reducing secondary fires, bonfires, fire related anti-social behaviour and violence to crews incidents. Multiple events and initiatives were run in support of this Thematic Action Plan. Partners from a number of agencies proactively support the Thematic Plan and help contribute towards its success.