

Title/Subject: Delayed Discharge
Meeting: Integration Joint Board
Date: 4th December 2015
Submitted By: CHP General Manager and Head of Adult Social Care Services
Action: For Noting

1. INTRODUCTION

- 1.1 The purpose of this paper is to update Integration Joint Board members on progress with meeting the national target that no-one who is ready for discharge should be delayed by more than 2 weeks. Part of this update will be a presentation on the actions being undertaken or planned to improve the position in the medium and longer term.

2. RECOMMENDATION

- 2.1 The Integration Joint Board is asked to note current performance.

3. BACKGROUND

- 3.1 As of 15th November census date, there were 37 people delayed in their discharge, 20 of whom were delayed for more than 2 weeks. These relate to delays which count towards the national, published delayed discharge target (standard delays).
- 3.2 Trend analysis from April 2015 shows a small increase in the overall position from October 2015 and an increase in the number of people waiting over 2 weeks at the census point.

Table 1 (excluding Code 9 & Code 100)

	Apr 15	May 15	Jun15	Jul 15	Aug 15	Sept 15	Oct 15	Nov 15
Total delays at census point	6	19	24	23	25	36	23	37
Total number of delays over 2 weeks	1	9	11	11	16	25	19	20

In addition attached as appendix 1 is a Trend Report which identifies the Forth Valley position over the past 2 years.

- 3.3 Table 2 shows the total picture of delays in Falkirk Partnership across all categories expressed as occupied bed days.

Table 2 total occupied bed days

	July	August	September	October	Equivalent Beds (October)

Standard Delays	796	897	1097	802	26
Complex Delays/ Guardianships (Code 9)	162	207	268	248	8
Code 100 Delays	217	217	210	248	8

3.4 **Table 3** shows the **weekly** position for the last four weeks in Falkirk Partnership.

Table 3

	Total Delays (excl. Code 9)	Delays Over 2 Weeks	Delays Under 2 Weeks	Longest Wait (days)	Code 9 (Only guardianship 51x)	Total (Standard + Code 9,51x)
29 th Oct	26	11	15	71	9	35
5 th Nov	25	16	9	79	8	33
12 th Nov	38	19	19	78	8	46
19 th Nov	36	18	18	85	7	43

3.5 The availability of care homes in Falkirk to support patient's first choice remains very limited. In addition, there has been limited availability of interim places across Forth Valley in the last month. Although improving, the number and length of delays continue to be challenging with **11** patients delayed for more than **4** weeks and **6** delayed for more than 6 weeks. Temporary moratoriums on admissions to 2 care homes in the Falkirk area were put in place this month due to health issues. These moratoriums have now been lifted but while in place did adversely impact on progress over the month.

3.6 The discharge of **7** patients is currently been taken forward under the policy on choice.

3.7 The availability of care at home services remains a challenge due to difficulties in recruitment. Services are working hard to recruit appropriate staff and will use short term and interim placements at Oakbank and Summerford should delays for this reason increase. Work on jointly agreeing the criteria for the use of short term placements is underway and should result in better use of these placements.

4. ACTION PLAN

4.1 A presentation on the plans being implemented or developed to improve the position and which were presented at the November Integration Joint Board will be part of this Report.

5. CONCLUSIONS

5.1 The position has not improved in the last month and the delayed discharge position continues to be a significant challenge for the Partnership.

5.2 Ongoing actions are required to improve current performance in the short term together with the implementation of the plans contained in the Action Plan to build sustainability for the medium to long term.

5.3 There are no additional resource implications arising from this report.

- 5.4 This report identifies the current position in relation to the National Target for Delayed Discharges.
- 5.5 There are no additional Legal and Risk implications associated with this report.
- 5.6 No additional consultation has been undertaken for the purpose of this report and no equalities implications have been identified.

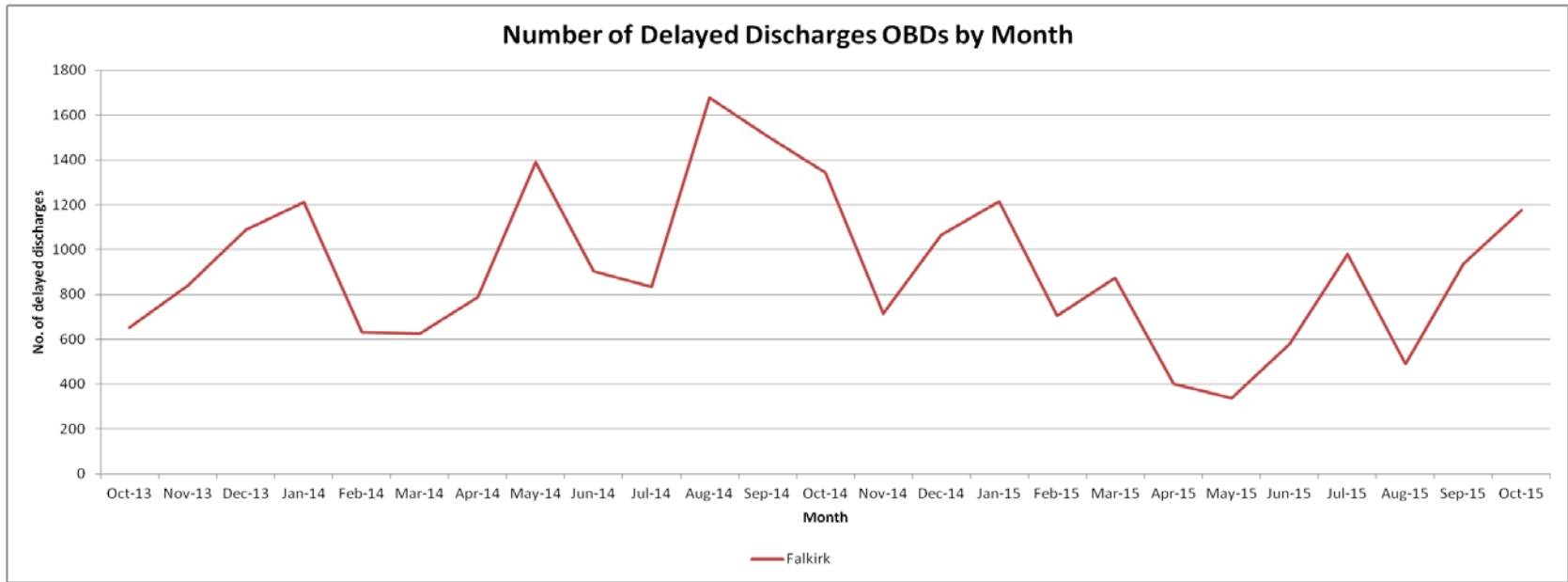
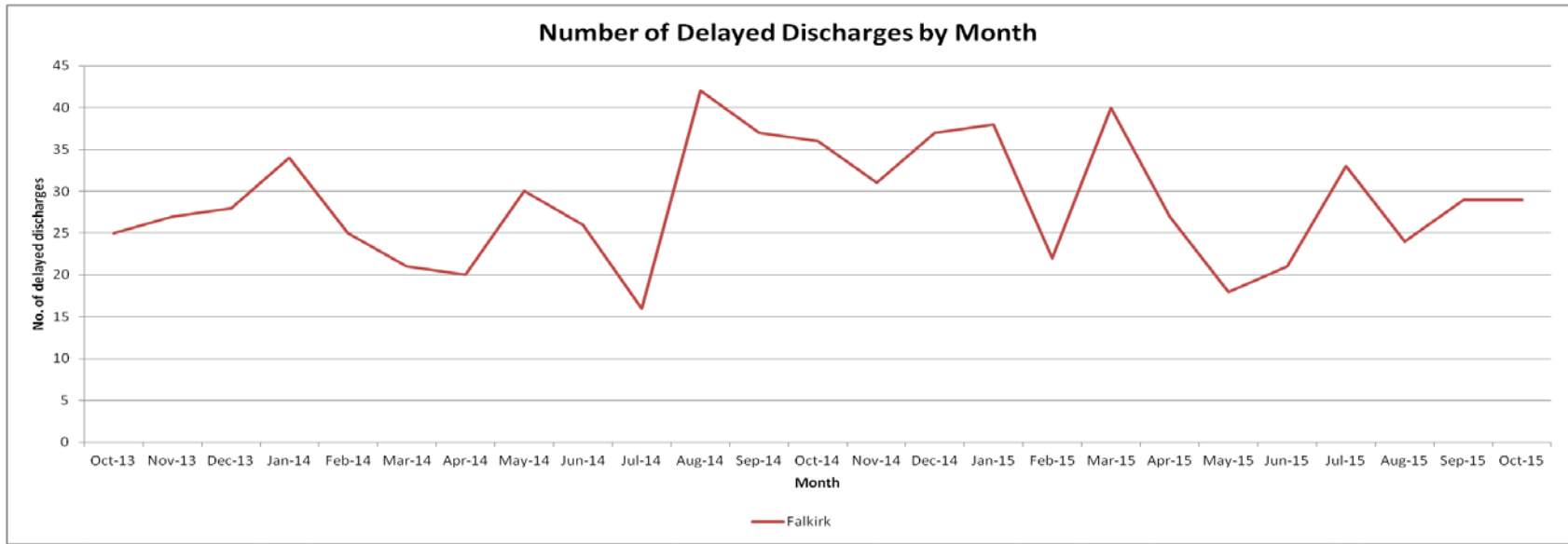
Approved for Submission by: Title and Organisation

Author – Kathy O'Neill

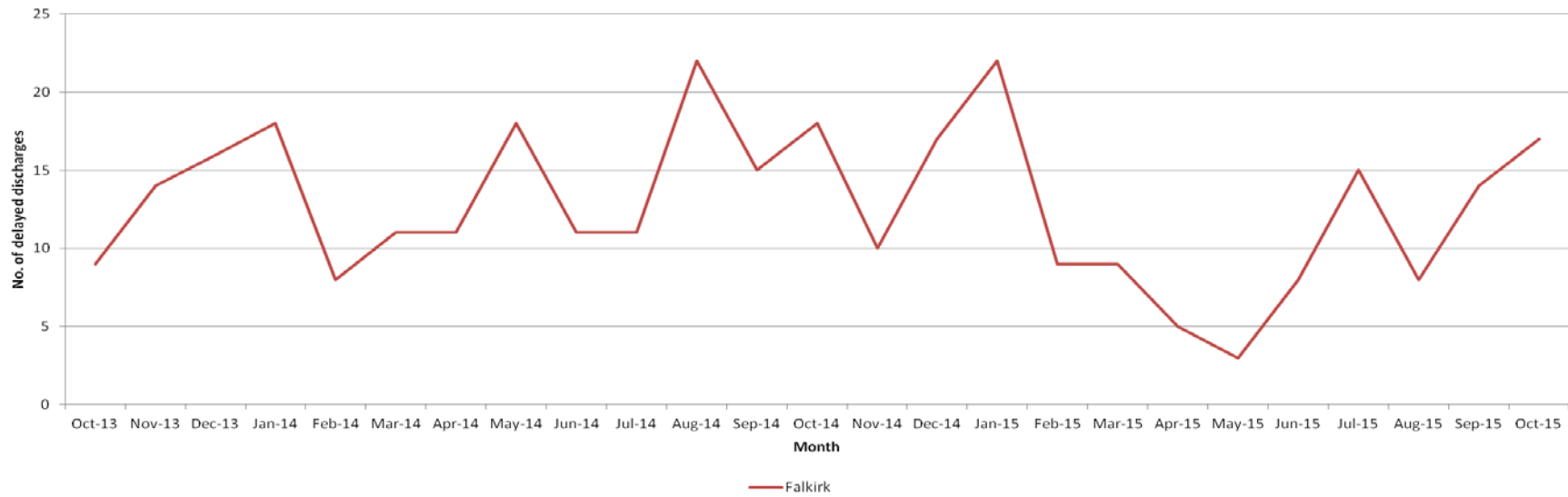
Date: 24/11/15

List of Background Paper

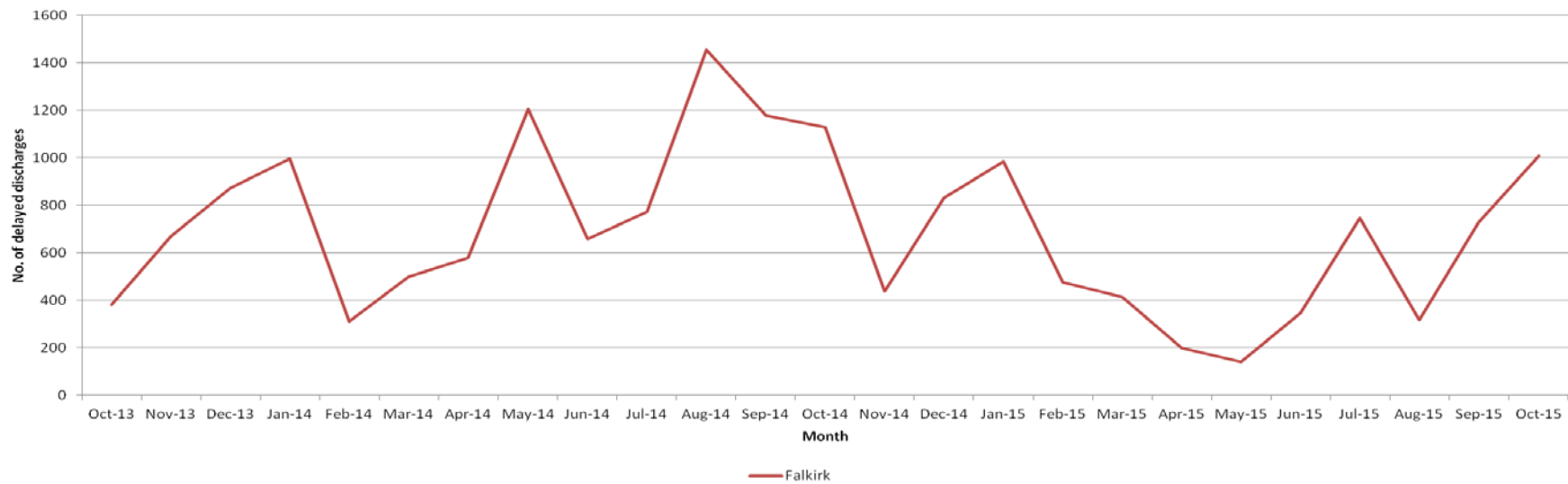
Appendix 1 – Trends



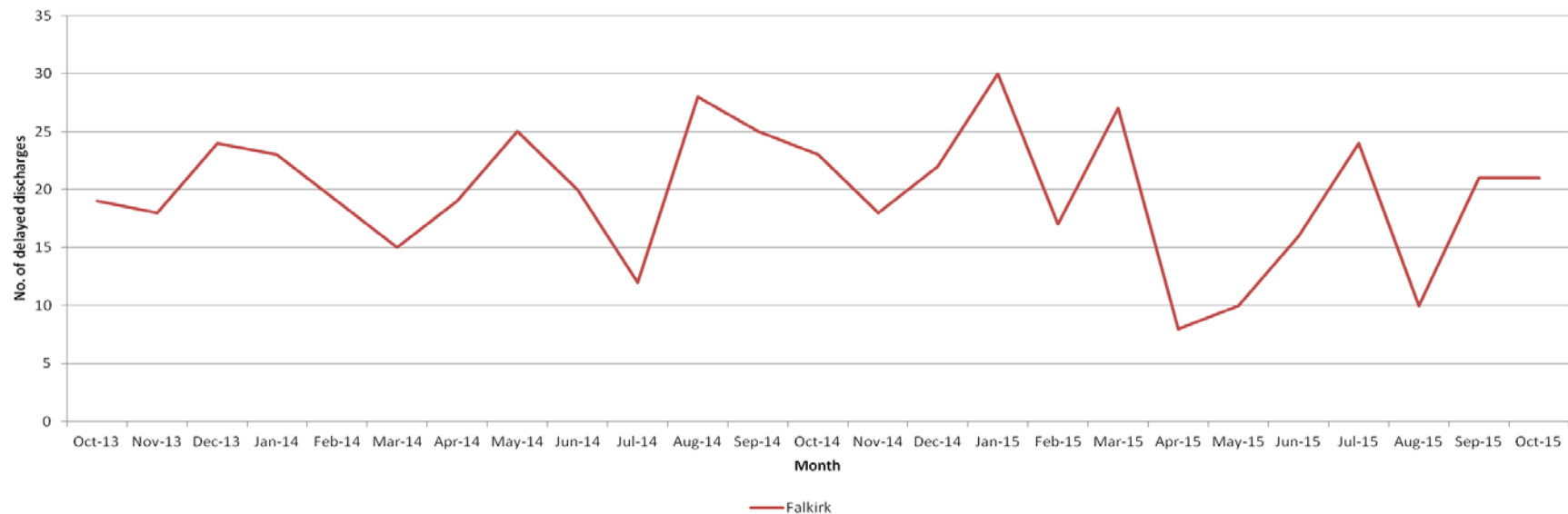
Number of Delayed Discharges over 4 weeks by Month



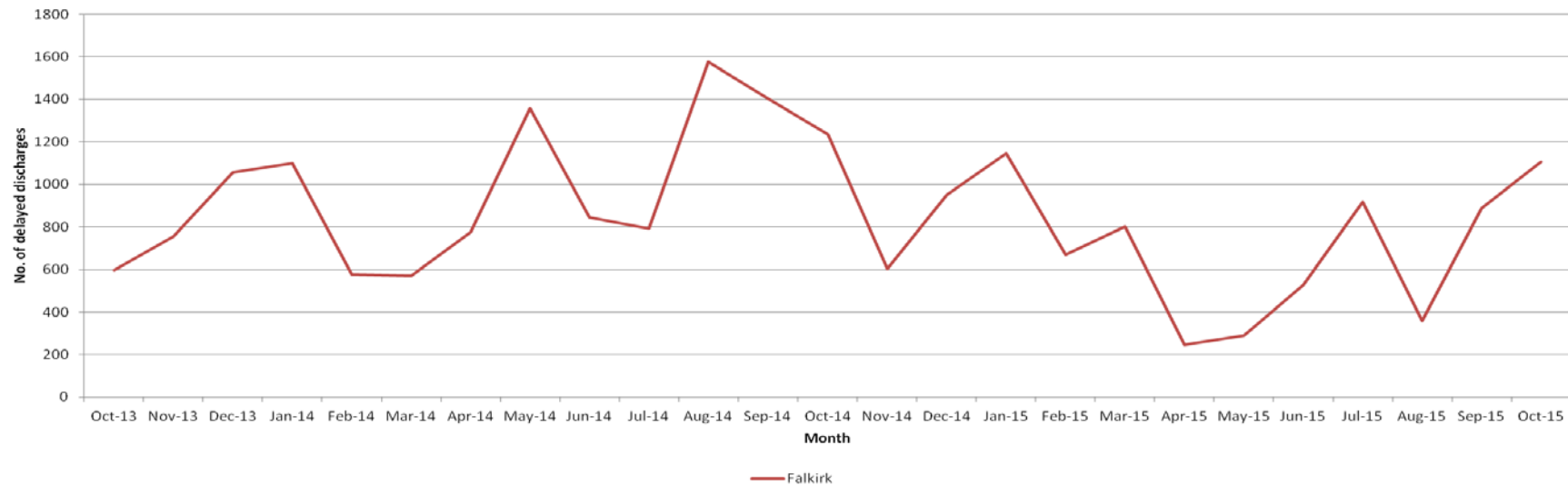
Number of Delayed Discharges OBDs over 4 weeks by Month



Number of Delayed Discharges over 2 weeks by Month



Number of Delayed Discharges OBDs over 2 weeks by Month



Number of Code 9 Delayed Discharges over 2 weeks by Month

