

The background of the slide features a large, light blue outline of the City of Vancouver's coat of arms. The crest includes a crown with four maple leaves, a shield divided into four quadrants (top-left: a ship, top-right: a stag, bottom-left: a ship, bottom-right: a grizzly bear), and a banner at the bottom with the motto 'CITY OF VANCOUVER'.

AGENDA ITEM

7

Children's Services Performance Update

Falkirk Council

Subject: Children's Services Performance Update

Meeting: Performance Panel

Date: 19 October 2017

Author: Director of Children's Services

1. Introduction

1.1 This report sets out an executive summary of Children's Services performance for the period 1st April 2017 to 30th September 2017 and includes:

- significant challenges and changes in Service pressures since our last Performance Panel update; and
- an update on relevant underpinning strategies, i.e. workforce strategy, medium term financial strategy, and digital / technology strategy.

1.2 The attached Performance Panel statement (Appendix 1) updates the Panel on our progress towards achieving the priorities and outcomes within the Corporate Plan, progress on our key Council of the Future projects and areas for reform and our important indicators.

2. Recommendation

2.1 The Performance Panel is asked to note the performance of Children's Services over the period from 1st April 2017 to 30th September 2017.

3. Background

3.1 The Service makes a significant contribution to the achievement of the following Corporate Plan priorities and SOLD outcomes, particularly with regard to:

Corporate Plan priorities:

- People
 - raise aspiration and ambition
 - reduce the impact of poverty on children and their families
- Place
 - grow our economy
 - improve the neighbourhoods we live in
 - promote vibrant town centres

- Partnership
 - work with communities to deliver better services
 - empower and enable people to be self-reliant
 - promote stronger, more self-reliant communities

SOLD outcomes:

- our area will be a fairer and more equal place to live
- we will grow our economy to secure successful businesses, investment and employment
- our children will develop into resilient, confident and successful adults
- our population will be healthier
- people will live, full, independent and positive lives within supportive communities
- our area will be a safer place to live

3.2 The performance statement attached, notes progress against the actions we are taking forward over the coming year under these headings (Appendix 1).

3.3 We will be determining our programme for areas for reform as reported to Council. These will be presented in our next report to Performance Panel.

4. Service Update

4.1 There have been a number of significant challenges, risks and changes in our Service since the last report to Performance Panel on 23rd March.

- Expansion of Early Years Provision to 1140 Hours (By 2020). There are considerable challenges around planning and developing an expansion programme which involves managing significant infrastructure change projects and significant workforce expansion over a short period of time. Over the last few months officers from several Services have spent a significant amount of time preparing our Strategic Early Years Expansion Plan and our accompanying financial and statistical estimates. These were submitted to the Scottish Government on 2 October 2017. These plans will be the subject of on-going discussion and meetings with the Scottish Government, The Scottish Futures Trust and the Improvement Service. A progress update report is being prepared for the Education Executive meeting in November.
- There are considerable resource challenges emerging from the cost and capacity implications relating to Continuing Care which was introduced by the Children and Young People (S) Act 2014.
- 26 young people are living in continuing care placements; they can remain in placement until they are 21. Previously the age limit was 18. The core of placements are increasing and the availability of beds are decreasing.

- In recent month officers have worked with colleagues from Clackmannanshire, Stirling and West Lothian councils to establish a Regional Improvement Collaborative to meet the requirements of the Scottish Government Education Governance Review. A report will be presented to the Education Executive in early November regarding the establishment of this Collaborative.

4.2 A number of strategies underpin our work. An update on these is provided below.

- Children's Services has submitted its Improvement Plan to the Scottish Government under the National Improvement Framework (NIF). This addresses the statutory requirement for local authorities to gather information on how schools will progress the NIF priorities. These are: tackling inequalities, closing the attainment gap between the most and the least disadvantaged children; improving children and young people's health and wellbeing; and improving employability skills and sustained positive destinations. A report evaluating the impact of the National Improvement Framework will be provided to the Education Executive in September 2018.
- Falkirk Council schools will receive funding of £3.5 million in session 2017-8 under the Pupil Equity Fund (PEF) to be used to close the attainment gap in Literacy, Numeracy and Health and Wellbeing. Schools have produced PEF statements showing how their interventions will raise attainment and improve family learning and parental engagement. Schools will work with officers to track and monitor the impact and effectiveness of these interventions over the next year.
- The Strategic Review of Children and Families Social Work has concluded the first stage of work which was to analyse underlying issues, understand the trends in service demand and identify actions required to mitigate the pressures on budgets. The next stage of work relates to the conclusion and implementation of the Closer To Home Strategy and the resulting action plan which seeks to bring about transformational change to children and families social work. The strategy is the viable solution to address growing financial pressures directly related to the cost of care, whilst improving outcomes for our children and young people.
- As a consequence of funding formula changes, the Criminal Justice Team has reduced budgets. In order to respond pro-actively to reducing budgets some re-design of provision is taking place.
- The Service is progressing the replacement of the Social Work Information System. The new system will deliver improvements to our information management and assist with streamlining workflows, information sharing and enhancing mobile and flexible working for front line staff. The specification of requirements is almost complete and the plan is to proceed to tender and selection of supplier by the turn of this year. Implementation will begin during 2018.

5. Conclusions and Future Actions

- 5.1 Children's Services will continue to progress work to achieve the outcomes identified within the Children's Services Plan.
- 5.2 Key areas of work will continue to be the expansion of Early Learning and Childcare; Implementation of Falkirk's NIF plan; the monitoring of actions identified to close the attainment gap and the use of Pupil Equity Funding; and actions arising from the Strategic Review of Children and Families Social Work Services to improve children's outcomes and significantly reduce revenue expenditure.

.....

DIRECTOR OF CHILDREN'S SERVICES

Author – Philip Morgan-Klein, Service Manager, 01324 504006,
philip.morgan-klein@falkirk.gov.ukfull.email@falkirk.gov.uk

Date: 10 October 2017

Appendices

- Appendix 1: Children's Services Performance Panel Statement 1/4/17 – 30/9/17

List of Background Papers:

- None

Performance Panel Statement – 1st April to 30th September 2017

Key Actions Progress



Action is significantly behind target.



Action is slightly behind target or in danger of not achieving deadline.






Action is on target.





Action is completed.

CS.PP.PT1 - Corporate Priorities


02 People - Reducing the impact of poverty on children and their families

Action		Progress	Status
02.13-CS17	Social work staff will ensure all service users are supported to receive welfare benefits checks.	Welfare benefits awareness training will be rolled out to front facing staff - by the end of March 2018.	
02.15-CS17	Prioritise disadvantaged communities when it comes to designing and delivering services using Realigning Children's Services survey data.	The Realigning Children's Services aggregate Report is due at the end of October 2017. This will identify particular areas of need and any unmet need.	
02.17-CS17	Schools use research evidence and Pupil Equity Funding (PEF) to support family learning and parental engagement.	The Education Division guidelines and development sessions have made explicit the expectation that PEF interventions and spend will improve pupil attainment, reduce the attainment gap and improve family learning and parental engagement.	


06 Partnership - Working with communities to deliver better services

Action		Progress	Status
06.07-CS17	We will support individuals through person centred planning, information and advice so that they can access and sustain self-directed support.	To be rolled out as part of the Children & Families Social Work Strategic Review with SDS approach at core.	
06.12-CS17	We will support individuals and community groups to have a voice and influence service design.	We are involving and supporting communities via community asset transfer (community halls) and in work on local community planning.	

07 Partnership - Empowering and enabling people to be self-reliant



Action		Progress	Status
07.04-CS17	Develop an asset based approach to social work intervention (Tim Kielty) to allow practitioners to develop more creative and lower cost ways of supporting children and families.	This is a focus of the Children & Families Social Work Strategic Review. A conference has been arranged for November 2017 to up-skill frontline social work staff on asset based practice.	

08 Partnership - Promoting stronger, more self-reliant communities






Action		Progress	Status
08.03-CS17	Our approach to engagement and participation will give a voice to our diverse communities.	We will agree the evidence of engagement and participation and monitoring with the Community Justice Strategic Partnership Board.	

CS.PP.PT2 - Sold Outcomes





11 Our children will develop into resilient, confident and successful adults

Action	Progress	Status
11.02-CS17 Implement Corporate Parenting Strategy.	The Corporate Parenting Steering Group (attended by relevant corporate parent partners) is progressing priorities i.e. Family Firm approach. Falkirk's Champions Board was formally launched in September. The first Board meeting takes place in October.	
11.03-CS17 We will review Family Support Services to ensure preventative and early intervention services are available to those who need them.	Recommendations from the Family Support Review have been incorporated into the Children and Families Strategic Review. Actions have been incorporated into the Closer to Home Strategy and action plan.	




12 Our population will be healthier

Action	Progress	Status
12.01-CS17 We will work with young people and adults to improve their health and wellbeing.	The Outcomes Framework is embedded in child protection and is being further developed with looked after children. This assists our understanding of looked after children's health and well being. The Viewpoint survey tool for children and young people who are looked after or on the child protection register provides additional qualitative information on young people's views.	
12.02-CS17 Every contact in the criminal justice system will be considered a health improvement opportunity.	The Tackling Inequalities Improving Outcomes Project is progressing to staff recruitment.	
12.03-CS17 Support our most vulnerable citizens to reintegrate back into the community following contact with the criminal justice system.	Improved information sharing protocol with SPS being established to promote a more effective community based through-care service.	
12.04-CS17 People with convictions have their mental health needs assessed.	The Tackling Inequalities Improving Outcomes Project will extend mental health provision to all service users within CJS	
12.05-CS17 Delivery of a multi-agency substance treatment service for those compelled to engage with treatment through the courts.	Joint work with Signpost and relevant NHS and Social Work staff is being progressed. Information sharing is being established across these staff groups.	

13 People live full, independent and positive lives within supportive communities


Action		Progress	Status
13.02-CS17	Reduce drift and delay for looked after children achieving permanence by implementing Permanence and Care Excellence programme.	We have engaged with the Centre for Excellence for Looked after Children in Scotland (CELCIS) and partners to improve processes with all stakeholders/partners to reduce times to achieve permanent placements. Monitoring of all placements and progress with permanence has been established for all young people looked after away from home.	
13.03-CS17	Implement Public Sector Improvement Framework Action Plan to ensure effective transitions for children and young people and their families.	The 'Transforming Transitions' work plan is progressing in collaboration with adult services colleagues. Joint training for key education and social work staff is to be developed and delivered.	
13.04-CS17	Implement the continuing care and aftercare requirements of the Children and Young Persons (Scotland) Act.	1. Our long term in-house and contracted residential houses have had registration increased to enable young people to remain up to 21 years of age; 2. Looked after young people are made aware of their right to remain in their placement until they are 21 if they elect to do so; 3. Practice guidance on continuing care and after care is being developed by a working group including service users; 4. Forecasting and planning data on future need is being analysed.	
13.05-CS17	Children with additional support needs and with disabilities receive appropriate support.	The Transitions Children/Adult Working Group concluded. Results being implemented. Wider support for children with disabilities is being reviewed.	

14 Our area will be a safer place to live

Action		Progress	Status
14.07-CS17	Take account of aggregated responses to safety issues highlighted within the wellbeing surveys undertaken as part of Realigning Children's Services.	The Realigning Children's Services survey was completed. The Aggregate Report is due at the end of October 2017. This will identify issues of safety needs in schools.	
14.08-CS17	Target areas most harmed by crime to ensure they benefit from unpaid work elements of community payback orders.	Specific local areas are being targeted and the impacts will be assessed.	
14.09-CS17	Effectively supervise offenders in the community who have been released from prison or sentenced by the courts.	An improved information sharing protocol with SPS is being established to promote more effective community based through care service.	

CS.PP.PT3 - Council of the Future




Enabled & Empowered Communities



Action	Progress	Status
COTF17.EEC4 Children and Families Social Work	The Strategic Review of Children and Families Social Work has concluded the first stage of work which was to analyse underlying issues, understand the trends in service demand and identify actions required to mitigate the pressures on budgets. The next stage of work relates to the conclusion and implementation of the Closer To Home Strategy and resulting action plan which seeks to bring about transformational change to children and families social work. The strategy is the viable solution to address growing financial pressures directly related to the cost of care, whilst improving outcomes for our children and young people. The actions focus on changing practice to build on the assets and strengths within families, increasing capacity of in house foster carers and kinship carers, developing a range of community based options to reduce our reliance on out of authority care placements and improve outcomes.	



CS.PP.PT5 - Important Indicators





Generated on: 10 October 2017



Childrens Services; Important Indicators; The Services We Need To Be



Title	2014/15 Value	2015/16 Value	2016/17 Value	Current Target	Scottish Benchmark	Reporting Period	Contextual Information	Improvement Actions
EDU_ECO_011 % of school leavers entering a positive destination - initial survey	90.1	95.02% 	Not yet available	93.5%	Scotland 93.3% Virtual Comparator 94.0%	Academic Session	2015/16 Positive Destinations figure is the highest to date. Falkirk ranks as follows in terms of percentage of pupils achieving vocational qualifications: 3rd at SCQF level 5, 2nd at SCQF level 6 and 1st at SCQF level 7.	Continued partnership working between schools, CLD, SDS and ETU. Increasing effectiveness of transition process, particularly for vulnerable pupils. Ongoing diversification of the senior phase to include greater vocational choice and alternative curricular packages
EDU_ECO_025 % of school leavers attaining Level 4 in Literacy	91.8	95.5% 	Not yet available	90%	Scotland 94.1% Virtual Comparator 95.0%	Academic Session	Finalised 2016/17 data will be available in March 2018. Some residual impact of early presentation policies continues with school leavers in 2015/16 and 2016/17	Support & challenge on a school by school basis, as appropriate to the particular measure. Ongoing work by schools on the broad general education (S1-S3) in order to raise literacy and numeracy standards prior to the Senior Phase. Planned Pupil Equity Fund interventions to raise the attainment of those pupils in SIMD 1-3. Continued refinement to school tracking and monitoring systems with appropriate interventions. Consensus on an effective presentation policy at National 4/5 in the light of changes to the National Qualifications in 2017/18 onwards.
EDU_ECO_026 % of school leavers attaining Level 4 in Numeracy	82.2	87.6% 	Not yet available	82%	Scotland 87.5% Virtual Comparator 91.1%	Academic Session	Finalised 2016/17 data will be available in March 2018. Some residual impact of early presentation policies continues with school leavers in 2015/16 and 2016/17	Support & challenge on a school by school basis, as appropriate to the particular measure. Ongoing work by schools on the broad general education (S1-S3) in order to raise literacy and numeracy







Title	2014/15 Value	2015/16 Value	2016/17 Value	Current Target	Scottish Benchmark	Reporting Period	Contextual Information	Improvement Actions
								standards prior to the Senior Phase. Planned Pupil Equity Fund interventions to raise the attainment of those pupils in SIMD 1-3. Continued refinement to school tracking and monitoring systems with appropriate interventions. Consensus on an effective presentation policy at National 4/5 in the light of changes to the National Qualifications in 2017/18 onwards.
EDU_ECO_027 % of school leavers attaining Level 5 in Literacy	71.7	79.5% 	Not yet available	71.5%	Scotland 79.0% Virtual Comparator 82.5%	Academic Session	Finalised 2016/17 data will be available in March 2018. Some residual impact of early presentation policies continues with school leavers in 2015/16 and 2016/17	Support & challenge on a school by school basis, as appropriate to the particular measure. Ongoing work by schools on the broad general education (S1-S3) in order to raise literacy and numeracy standards prior to the Senior Phase. Planned Pupil Equity Fund interventions to raise the attainment of those pupils in SIMD 1-3. Continued refinement to school tracking and monitoring systems with appropriate interventions. Consensus on an effective presentation policy at National 4/5 in the light of changes to the National Qualifications in 2017/18 onwards.
EDU_ECO_028 % of school leavers attaining Level 5 in Numeracy	59.6	63.1% 	Not yet available	63%	Scotland 66.8% Virtual Comparator 70.3%	Academic Session	Finalised 2016/17 data will be available in March 2018. Some residual impact of early presentation policies continues with school leavers in 2015/16 and 2016/17	Support & challenge on a school by school basis, as appropriate to the particular measure. Ongoing work by schools on the broad general education (S1-S3) in order to raise literacy and numeracy standards prior to the Senior Phase. Planned Pupil Equity Fund interventions to raise the attainment of those pupils in SIMD 1-3. Continued refinement to school tracking and monitoring


Title	2014/15 Value	2015/16 Value	2016/17 Value	Current Target	Scottish Benchmark	Reporting Period	Contextual Information	Improvement Actions
								systems with appropriate interventions. Consensus on an effective presentation policy at National 4/5 in the light of changes to the National Qualifications in 2017/18 onwards.
EDU_ECO_029 % of school leavers gaining 3 or more Highers	43.7	48.9% 	Not yet available	46%	Scotland 48.6% Virtual Comparator 53.0%	Academic Session	Finalised 2016/17 data will be available in March 2018. Some residual impact of early presentation policies continues with school leavers in 2015/16 and 2016/17	Support & challenge on a school by school basis, as appropriate to the particular measure. Ongoing work by schools on the broad general education (S1-S3) in order to raise literacy and numeracy standards prior to the Senior Phase. Planned Pupil Equity Fund interventions to raise the attainment of those pupils in SIMD 1-3. Continued refinement to school tracking and monitoring systems with appropriate interventions. Consensus on an effective presentation policy at National 4/5 in the light of changes to the National Qualifications in 2017/18 onwards.
EDU_ECO_030 % of school leavers gaining 5 or more Highers	30.7	33.7% 	Not yet available	33%	Scotland 33.9% Virtual Comparator 37.3%	Academic Session	Finalised 2016/17 data will be available in March 2018. Some residual impact of early presentation policies continues with school leavers in 2015/16 and 2016/17	Support & challenge on a school by school basis, as appropriate to the particular measure. Ongoing work by schools on the broad general education (S1-S3) in order to raise literacy and numeracy standards prior to the Senior Phase. Planned Pupil Equity Fund interventions to raise the attainment of those pupils in SIMD 1-3. Continued refinement to school tracking and monitoring systems with appropriate interventions. Consensus on an effective presentation policy at National 4/5 in the light of changes to the National Qualifications in 2017/18 onwards.

Title	2014/15 Value	2015/16 Value	2016/17 Value	Current Target	Scottish Benchmark	Reporting Period	Contextual Information	Improvement Actions
EDU_EQU_017 % of LAAH school leavers achieving level 4 in Literacy	50.0%	50% 	Not yet available		Benchmarking not appropriate	Academic Session	Although the performance of Looked After Children is a key priority for Children's Services, target setting and benchmarking are not always appropriate, as very small numbers are involved. The ability of one young person can have a very large effect (positive or negative) on the average performance of the whole cohort. This is better addressed through a case study analysis rather than through aggregated attainment.	Discussion of pupil level data through school support and challenge visits. Schools are focusing on Health & Wellbeing interventions partly through the use of PEF funding. This should impact positively on the experiences of LAC and other vulnerable pupils.
EDU_EQU_018 % of LAAFH school leavers achieving level 4 in Literacy	64.7	92.9% 	Not yet available		Benchmarking not appropriate	Academic Session	Although the performance of Looked After Children is a key priority for Children's Services, target setting and benchmarking are not always appropriate, as very small numbers are involved. The ability of one young person can have a very large effect (positive or negative) on the average performance of the whole cohort. This is better addressed through a case study analysis rather than through aggregated attainment.	Discussion of pupil level data through school support and challenge visits. Schools are focusing on Health & Wellbeing interventions partly through the use of PEF funding. This should impact positively on the experiences of LAC and other vulnerable pupils.
EDU_EQU_019 % of LAAH school leavers achieving level 4 in Numeracy	30.	25% 	Not yet available		Benchmarking not appropriate	Academic Session	Although the performance of Looked After Children is a key priority for Children's Services, target setting and benchmarking are not always appropriate, as very small numbers are involved. The ability of one young person can have a very large effect (positive or negative) on the average performance of the whole cohort. This is better addressed through a case study analysis rather than through aggregated attainment.	Discussion of pupil level data through school support and challenge visits. Schools are focusing on Health & Wellbeing interventions partly through the use of PEF funding. This should impact positively on the experiences of LAC and other vulnerable pupils.
EDU_EQU_020 % of LAAFH school leavers achieving level 4 in Numeracy	35.3	78.6% 	Not yet available		Benchmarking not appropriate	Academic Session	Although the performance of Looked After Children is a key priority for Children's Services, target setting and benchmarking are not always	Discussion of pupil level data through school support and challenge visits. Schools are focusing on Health & Wellbeing

Title	2014/15 Value	2015/16 Value	2016/17 Value	Current Target	Scottish Benchmark	Reporting Period	Contextual Information	Improvement Actions
							appropriate, as very small numbers are involved. The ability of one young person can have a very large effect (positive or negative) on the average performance of the whole cohort. This is better addressed through a case study analysis rather than through aggregated attainment.	interventions partly through the use of PEF funding. This should impact positively on the experiences of LAC and other vulnerable pupils.
EDU_EQU_025 Tariff score of lowest attaining 20% of School Leavers	127	168 	Not yet available	135	Scotland 170 Virtual Comparator 200	Academic Session		
EDU_EQU_026 % of LAAH school leavers entering a positive destination	50.0%	75% 	Not yet available		Benchmarking not appropriate	Academic Session		There continues to be a focus on Looked After Children and other vulnerable groups through the transition process to post-school destinations. This involves a partnership approach.
EDU_EQU_027 % of LAAFH school leavers entering a positive destination	52.9%	78.6%	Not yet available		Benchmarking not appropriate	Academic Session		There continues to be a focus on Looked After Children and other vulnerable groups through the transition process to post-school destinations. This involves a partnership approach.

Title	2015/16	2016/17	2017-18 Quarter 1	Scottish Benchmark	Reporting Period	Contextual Information	Improvement Actions
SWK_CHF_CP_01 Number of Child Protection Referrals dealt with by social work under Child Protection Procedures	197	221	57 	None	Quarterly	First quarter data only	
SWK_CHF_CP_01a Number of referrals dealt with by social work under Child Protection procedures during the year, as a rate per 1,000 population	7	7.8	2.0 	None	Quarterly	First quarter data only	
Title	2015/16	2016/17	2017-18 Quarter 1	Scottish Benchmark	Reporting Period	Contextual Information	Improvement Actions

SWK_CHF_CRP_01 Proportion of complaints completed by Children & Families Social Work and Criminal Justice Service within 20 days	73.5%	59%	78% 	70 Council Standard	Quarterly	New complaints procedure introduced 01/04/17 with revised standards. Stage 1: 12/14 within timescale; Stage 2: 2/4 within timescale	
SWK_CHF_LAC_02 Number of children looked after at home (LAAH)	118	119 	Not yet available	None	Annual	2016-17 data is submitted to the Scottish Government in October each year	
SWK_CHF_LAC_02a Rate per 1000 population of children looked after at home (LAAH)	3.8	3.9 	Not yet available	Scotland 2015/16 - 3.8	Annual		
SWK_CHF_LAC_03 Number of children looked after away from home (LAAF)	250	256 	Not yet available	None	Annual		
SWK_CHF_LAC_03a Rate per 1000 population of children looked after away from home (LAAF)	7.8	7.9 	Not yet available	Scotland 2015/16 - 11.1	Annual		
SWK_CHF_LAC_04a Proportion of all looked after children in community placements	83.8	87.1%	@30/06/17 84.4% 	Scotland 2015/16 - 90.4%	Annual	Falkirk residential placements had been falling since July 2014, but saw increases in the two most recent snapshots – 31/07/2014 – 68 ; 31/07/2015 – 59 ; 31/07/2016 – 48 ; 31/12/2016 – 52 , 30/06/2017 - 5. Over recent years, Falkirk has consistently had a higher proportion of Looked After children in residential placements than in Scotland as a whole. It may be that, as Falkirk has lower rates of Looked After children overall, a higher proportion have high tariff residential needs. Positively, kinship care placements have been increasing over the past two years, and have continued to increase at the most recent snapshot: 31/07/2015 – 30; 31/01/2016 – 36; 31/07/2016 – 45; 31/12/2016 – 44 and 30/06/2017 – 47 It should be noted that although the proportion of children in community placements is above the national average, the actual number of children in residential placements is lower than our benchmark LA's.	
Title	2015/16	2016/17	2017-18 Quarter 1	Scottish Benchmark	Reporting Period	Contextual Information	Improvement Actions

SWK_CHF_LAC_06 Proportion of young people who are looked after who have a plan	100%	100%	100% 	Scotland 2015/16 65%	Annual		
SWK_CHF_RSP_01 Number of overnight respite weeks provided to children with a disability	199.3	176.9 	Not yet available	Maintain 199.3	Annual	Provision in 2016-17 decreased for a range of reasons including temporary unavailability of 2 carers; difficulties in recruiting carers in the voluntary sector; older children moving beyond the age range of an existing service and need to transition to new services. There is also a preference by carers for daytime respite sessions.	
SWK_CHF_RSP_02 Number of daytime respite weeks provided to children with a disability	398	397.3 	Not yet available	Maintain 398	Annual		
SWK_CJS_CPO_02 Percentage of individuals on new CPOs with supervision requirement seen by a supervising officer within one week	92.8%	92.9% 	Not yet available	100%	Six Monthly		
SWK_CJS_REP_01 The percentage of Criminal Justice Social Work Reports submitted to court by the due date	97.5%	99.5% 	Not yet available	100%	Six Monthly		