

The background of the slide features a large, light blue watermark of the City of Vancouver's coat of arms. The crest includes a crown with four maple leaves, a shield divided into four quadrants (top-left: a ship, top-right: a stag, bottom-left: a ship, bottom-right: a grizzly bear), and a banner at the bottom with the motto "A NE FOR A".

## **Agenda Item 4**

# **Children's Services Performance Update**



**Falkirk Council**

**Subject: Children's Services Performance Update**

**Meeting: Performance Panel**

**Date: 19 April 2018**

**Author: Director of Children's Services**

**1. Introduction**

1.1 This report sets out an executive summary of Children's Services performance for the period 1<sup>st</sup> April 2017 to 31<sup>st</sup> December 2017 and includes:

- significant challenges and changes in Service pressures since our last Performance Panel update; and
- an update on relevant underpinning strategies, including the Children and Young People (S) Act 2014, the Expansion of Early Years Provision, the National Improvement Framework (NIF) and the Pupil Equity Fund.

1.2 The attached Performance Panel statement (Appendix 1) updates the Panel on our progress towards achieving the priorities and outcomes within the Corporate Plan, the Children's Services Service Plan 2017-22, progress on our key Council of the Future projects and areas for reform and the Children's Services important indicators.

**2. Recommendation**

**2.1 The Performance Panel is asked to note the performance of Children's Services over the period from 1<sup>st</sup> April 2017 to 31<sup>st</sup> December 2017.**

**3. Background**

3.1 The Service makes a significant contribution to the achievement of the following Corporate Plan priorities and SOLD outcomes, particularly with regard to:

Corporate Plan priorities:

- People
  - raise aspiration and ambition
  - reduce the impact of poverty on children and their families
- Place
  - grow our economy
  - improve the neighbourhoods we live in
  - promote vibrant town centres



- Partnership
  - work with communities to deliver better services
  - empower and enable people to be self-reliant
  - promote stronger, more self-reliant communities

SOLD outcomes:

- our area will be a fairer and more equal place to live
  - we will grow our economy to secure successful businesses, investment and employment
  - our children will develop into resilient, confident and successful adults
  - our population will be healthier
  - people will live, full, independent and positive lives within supportive communities
  - our area will be a safer place to live
- 3.2 The performance statement attached, notes progress against the actions we are taking forward over the coming year under these headings (Appendix 1).
- 3.3 Appendix 1 also profiles Children's Services important indicators and how we have performed on these during the reporting period.

#### **4. Service Update**

- 4.1 There have been a number of significant challenges, risks and changes in our Service since the last report to Performance Panel on 19<sup>th</sup> October 2017.
- Expansion of Early Years Provision to 1140 Hours (By 2020)  
Significant work has taken place since the last reported position to progress this major infrastructure challenge. Revised expansion plans and costings were submitted to the Scottish Government in March 2018, following a series of national and local meetings and a revised set of Guidance Notes being issued by the Scottish Government's Early Years Team in February 2018. Although regular update reports have been presented to the Education Executive, the plan can only be finalised when the Scottish Government confirm their individual capital funding allocations for 2018-19 and beyond. Plans for Year 1 projects are currently underway and design work for future year projects is being undertaken.
  - Continuing Care  
There are considerable resource challenges emerging from the cost and capacity implications relating to Continuing Care which was introduced by the Children and Young People (S) Act 2014. Work is underway jointly with Housing colleagues to develop suitable alternative options for young people whose needs are better served outwith their care setting.
  - Regional Improvement Collaborative  
Reports on the progress of the establishment of the Forth Valley and West Lothian Improvement Collaborative were presented to the Education Executive in November 2017, January 2018 and April 2018.



The collaborative developed their initial improvement plan which was submitted to the Scottish Government / Education Scotland by the end of January 2018. Two significant collaborative events have been held: an Inaugural Summit which consulted with a wide group of stakeholders on the initial Improvement Plan; and a Scottish Attainment Challenge / Pupil Equity Event where good practice was shared across the collaborative area. Both events were attended by senior officials from the Scottish Government and Education Scotland and by head teachers from across the four council areas. Work is ongoing in a number of themed working groups to further develop collaborative actions and activity. A phase 2 Regional Improvement Plan will be submitted to the Scottish Government/ Education Scotland by early September 2018.

4.2 A number of strategies underpin our work. An update on these is provided below.

- National Improvement Framework (NIF)

A plan was submitted to Scottish Government in August 2017, detailing the actions that the Children's Services would undertake in the coming year to improve educational outcomes for Falkirk's children and young people. These actions were organised under four NIF priorities of raising attainment, closing the poverty related gap, improving health & well-being, and improving employability skills. During the course of this school session, central staff have worked intensively with schools to progress the 2017-18 Falkirk NIF Plan. A dedicated officer is supporting schools to use Pupil Equity Funding (PEF) to best effect, and plans are in place for end-of- year reporting on this important initiative. The Service & School Improvement Team are currently working with schools to raise attainment, through rigorous school reviews and through specific support for the development of literacy and numeracy skills. New Scottish National Standardised Assessments (SNSA) are being introduced at P1,4,7 and S3 in order to support teacher judgement of pupil progress through Curriculum for Excellence levels. The central team has also recently increased its capacity to analyse data for service and school improvement through the development of a performance team. Development sessions are also underway, working with schools to use new methods of School Improvement Planning and Standards & Quality reporting. This new approach will align schools more closely in their work to the NIF priorities, and will lead to more effective and consistent methods of reporting on progress. An overall report evaluating the impact of these actions within the National Improvement Framework will be provided to the Education Executive in September 2018.

- Pupil Equity Fund

Over the course of the year schools have been progressing their plans, targeting support and additional resources at both individual and groups of pupils with the aim of closing the attainment gap. Financial information is being prepared as part of the Financial Year End (2017/18) process to enable schools to carry forward monies into the 2018/19 financial year. Guidance on Year End Accounting arrangements has also been recently received from the Scottish Government.



A detailed analysis of expenditure, projects and outcomes will be prepared during the summer once year one ends on 30/6/18.

- A strategic review of children and families social work concluded at the end of 2017 and resulted in a detailed report and the development of the Closer To Home strategy. The 5 year strategy is being prepared in its finalised format, after consultation with staff and other services/partners. It is based on the principles of a 'family first' approach which places emphasis on family assets and the ability to solve their own problems if provided with flexible and creative support. The strategy is intended to reduce the council's reliance on external residential and foster care provision by supporting more children and young people to remain at home, or with kinship carers or within Falkirk based provision. This shift in the balance of care will improve outcomes for looked after children. The strategy is the viable solution to address growing financial pressures directly related to the costs of care.
- The replacement of the Social Work Information System is being progressed. The new system will deliver improvements to our information management and assist with streamlining workflows, information sharing and enhancing mobile and flexible working for front line staff. The tender for the new system was issued earlier this year and tenders are currently being evaluated. A recommendation to Council on the selection of the system supplier will be made in the summer. System configuration and implementation will begin with the system supplier during 2018.

## **5. Conclusions and Future Actions**

- 5.1 Children's Services will continue to progress work to achieve the outcomes identified within the Children's Services Plan, 2017-2022.
- 5.2 Key areas of work will continue to be the expansion of Early Learning and Childcare; Implementation of Falkirk's NIF plan; the monitoring of actions identified to close the attainment gap and the use of Pupil Equity Funding; further development of regional collaborative working; and actions arising from the Strategic Review of Children and Families Social Work Services to improve children's outcomes and significantly reduce revenue expenditure.

.....  
**DIRECTOR OF CHILDREN'S SERVICES**

Author: Philip Morgan-Klein, Service Manager, 01324 504006  
[philip.morgan-klein@falkirk.gov.uk](mailto:philip.morgan-klein@falkirk.gov.uk)

Date: 11 April 2018



## **Appendix**

Appendix 1: Children's Services Performance Panel Statement 1/4/17 – 31/12/17

### **List of Background Papers:**






- None



## Children's Services

### Performance Panel Statement – April 2017 – December 2018



Key Actions Progress	
	Cancelled
	Action is significantly behind target
	Action is slightly behind target, or in danger of not achieving deadline.
	Action is on target
	Action is completed



Quarter 3 = quarter ending 31/12/17

Half year 1=six months ending 30/9/17




## Council Priorities – The Area We Need To Be

### 01 People – Raise aspiration and ambition



Action	Progress	Status
PEO.01.05–CS17 Promote a range of strategies in schools to raise attainment (particularly in literacy and numeracy) within the Broad General Education and the Senior Phase.	The School Improvement Framework for 2018–19 is currently under development. Literacy and numeracy attainment strategies are also under development with web based resources being prepared for all Falkirk teachers. A dedicated officer is currently working with schools to raise attainment in numeracy, and a group of teachers have been trained to support consistent standards in literacy and numeracy. Officers in the Service and School Improvement Division (SSI) are undertaking a schedule of school reviews in the current session in order to quality assure educational provision and support improvement in Falkirk schools. Literacy, numeracy, the use of data for improvement, and staff development are also being taken forward as work streams within the context of the new Regional Collaborative.	
PEO.01.06–CS17 Support a range of interventions, through Pupil Equity Fund PEF, that promote resilience and readiness to learn in children and young people.	Current monitoring of PEF spend places approximately 47% of schools targeting Health and Wellbeing interventions, which include for some, supporting resilience and readiness to learn.	

### 02 People – Reduce the impact of poverty on children and Young People

Action	Progress	Status
PEO.02.09–CS17 Monitor the use of Pupil Equity Funding (PEF) by Falkirk schools and support the sharing of effective practice to close the poverty related attainment gap.	All schools submitted a contextual analysis and planned PEF spend in June 2017. Spend is being monitored closely, with a financial report to be prepared by April 2018 for Scottish Government, confirming spend to date and projected spend. The PEF Officer will carry out an evaluation report by July 2018 which will include 5 case studies.	



### 03 People – Reduce the impact of poverty on families


Action	Progress	Status
PEO.02.13–CS17 Social work staff will ensure all service users are supported to receive welfare benefits checks.	Children and Families Social Work staff have been provided with the Universal Credit Toolkit for staff, and with Child Poverty Action Group training course information. In March 2018 Social work staff were provided with the link to an e/learning module on Universal credit, given a Scottish Government leaflet on Universal credit and details of the DWP new universal credit website. Staff have been asked to prioritise completion of the e.module by end of September 2018.	
PEO.02.15–CS17 Prioritise disadvantaged communities when it comes to designing and delivering services using Realigning Children's Services survey data.	RCS Community Planning Level report received in October 2017. Data has been presented to strategic forums, Head Teachers and Community Planning Executive/Board. Grangemouth HS piloting test of Change using data. This model will be rolled out to other school clusters.	

### 06 Partnership – Work with communities to deliver better services


Action	Progress	Status
PAR.06.12–CS17 We will support individuals and community groups to have a voice and influence service design.	<p>We have supported Community Hall Management Committees to progress the community asset transfer of community halls. We have supported 2 other community organisations to progress their application for community asset transfers.</p> <p>We have supported the development of locality planning in the Falkirk East Locality, including:</p> <ul style="list-style-type: none"> <li>• delivery of place standard consultation exercises within 20 different communities;</li> <li>• supported the 'Act As If You Own The Place' Project in Bo'ness. This will refresh the Bo'ness Local Community Action Plan.</li> <li>• We have supported Falkirk CVS to secure external funding from the Scottish Government for the Aspiring Communities Project.</li> </ul>	



## 07 Partnership – Empower and enable people to be self-reliant

Action	Progress	Status
PAR.07.03–CS17 Plan for the expansion of universal early years provision to 1140 hours, taking account of school estate capacity and the quality of education and care.	Following on from national and local meetings, the Scottish Government issued updated Guidance Notes in February 2018. Children's Services have now submitted revised expansion plans and financial templates to the Scottish Government and are currently awaiting confirmation of their capital funding for 2018/19 and beyond in order to finalise plans for Year 2– Year 4. Work is progressing on Year 1 projects.	


## 08 Partnership – Promoting stronger, more self-reliant communities

Action	Progress	Status
PAR.08.03–CS17 Our approach to engagement in criminal justice and participation will give a voice to our diverse communities.	The voices of people with convictions, their families, victims and witnesses and communities are all represented within the participation statement of the Community Justice Outcomes Improvement plan.	







## Our Area: The Area We Need To Be – SOLD Outcomes


### 11 Our children will develop into resilient, confident and successful adults

Action	Progress	Status
SOLD.11.03–CS17 We will review Family Support Services to ensure preventative and early intervention services are available to those who need them.	Family support services have been reviewed and are in transition to meet the requirements of the Closer To Home Strategy. Changes are being made to in house and third sector provision. All family support services are now under one children's services service manager to ensure needs are met and the approach across the council is consistent.	



### 12 Our population will be healthier

Action	Progress	Status
SOLD.12.01–CS17 We will work with young people and adults to improve their health and wellbeing.	The Outcomes Framework and Viewpoint continue to be used in our Looked After and Child protection Review contexts. This allows children, young people and their families to contribute to these decision making forums and contribute to determine their health and wellbeing needs. RCS wellbeing survey data is being used in consultation with children, young people and their communities to target services according to need.	
SOLD.12.02–CS17 Every contact in the criminal justice system will be considered a health improvement opportunity.	Staff compliment almost complete. Service due to go live beginning of April 2018.	
SOLD.12.03–CS17 Support our most vulnerable citizens to reintegrate back into the community following contact with the criminal justice system.	A new service is being designed by Cyrenians and Falkirk Community Justice Partnership to offer a navigation service for people post statutory involvement in the CJ system.	
SOLD.12.04–CS17 People with convictions have their	The Tackling Inequalities Improving Outcomes Project will extend mental health provision to all service	




Action	Progress	Status
mental health needs assessed.	users within CJS – the service is due to go live early April 2018.	
SOLD.12.05–CS17 Delivery of a multi–agency substance treatment service for those compelled to engage with treatment through the courts.	Joint work with Signpost and relevant NHS and Social Work staff is being progressed. Information sharing is being established across these staff groups.	




### 13 People will live full, independent, and positive lives within supportive communities

Action	Progress	Status
SOLD.13.02–CS17 Reduce drift and delay for looked after children achieving permanence by implementing permanence and care excellence programme	Data has been gathered at Falkirk, Team and worker level. The aim of 25 weeks has been established and 7 tests of change identified. Testing is starting and data will be presented to the PACE leads in April 2018	
SOLD.13.03–CS17 Implement Public Sector Improvement Framework Action Plan to ensure effective transitions for children and young people and their families.	Transitions planning is being actively improved by developing a new Transitions Steering Group and resource to coordinate data collection and workforce development. Improvements are being jointly developed with Adult SW services and Children's services.	

### 14 Our area will be a safer place to live

Action	Progress	Status
SOLD.14.06–CS17 Continue to develop processes relating to the identification and response to accumulated concerns and neglect.	<p>1. A series of multi–agency workshops have been delivered on Working with Neglect: Practice Toolkit. These will continue to run on a bi–monthly basis. Standards have been set for use of the toolkit and these are being monitored by Review Coordinators, The Children's Reporter and by Children and Families Team managers.</p> <p>2. Forth Valley multiagency Working with Resistance guidance has been developed and signed off by Child Protection Committee which will sit alongside Forth Valley Unseen Child Guidance and FV Escalation guidance is under development . This guidance is expected to be used by frontline practitioners and managers to support them to respond early where there are indicators of neglect and/or accumulated</p>	




Action	Progress	Status
	<p>concerns.</p> <p>3. The Children's Commission Continuous Improvement group, Data sub group, has agreed performance management information (signed off by CPC) specifically focussed on the identification and response to neglect. These actions are contained within the CPC improvement Plan 2016–18 and are regularly reviewed.</p>	
SOLD.14.07–CS17 Take account of aggregated responses to safety issues highlighted within the wellbeing surveys undertaken as part of Realigning Children's Services.	RCS Community Planning Summary report has been presented to the Child Protection Committee and other strategic forums. It is informing priorities in the Locality planning arena. Cluster based and participative tests of change have commenced, some of which focus on safety issues. Mental Health and Wellbeing priorities are being informed by RCS data.	
SOLD.14.08–CS17 Target areas most harmed by crime to ensure they benefit from unpaid work elements of community payback orders.	Specific local areas are being targeted and the impacts will be assessed . The Unpaid Work Team make strenuous efforts to prioritise work in areas of multiple deprivation. It is too early to assess the overall impact but we will report on particular projects in the annual CPO report in October 2018.	
SOLD.14.09–CS17 Effectively supervise offenders in the community who have been released from prison or sentenced by the courts.	Improved information sharing protocol with SPS in final draft form to support the sharing of information about people on admission and liberation. Once agreed, the protocol will be piloted in Falkirk prior to rollout across Scotland.	





## Our Council – The Council We Need To Be

### The Council We Need To Be

Action	Progress	Status
COTF17.EEC4 Children & Families Social Work Strategic Review: Closer to Home	<p>Since completing a strategic service review in 2017, a new Closer to Home strategy has been developed with the aim to:</p> <ul style="list-style-type: none"> <li>• keep children who are looked after away from home in family settings</li> <li>• keep children who are looked after away from home in the Falkirk area</li> <li>• maintain children who are looked after away from home in their current education placement</li> </ul> <p>Progress:</p> <p>Closer to Home strategy continues to be developed with an action plan being prepared to give clear direction for how Children &amp; Families services will be delivered in the future.</p> <p>Closer to Home is currently being refined and the interdependencies between them and the other Council of the future projects are being identified. Hackathons will be held on suitable topics to ensure that all barriers to progress are scoped. Outputs of these hackathons will contribute towards the development of the wider Closer to Home action plan and also project plans or options appraisals for delivering elements of the strategy, There is a recognised need for input from other services to contribute to the implementation of the strategy and work has begun to ensure that working groups will be in place. A business case to the change fund detailed in Budget report (28/2/18) is being prepared using the Council's project management documentation. This bid will consider the all elements of the strategy and address any capacity issues within Children's Services which prevent Closer to Home being implemented.</p> <p><b><u>Challenges</u></b></p> <ul style="list-style-type: none"> <li>• Capacity for delivering a large programme of change</li> <li>• Interdependencies with other projects still to be identified</li> <li>• Children and Families need representation at other project boards and stakeholder groups</li> </ul>	





## Important Indicators on Target

Title	2015/16	2016/17	2017/18	Current Target	Scottish Benchmark	Reporting Period	Contextual Information	Improvement Actions
	Value	Value	Value					
EDU_IMP_ECO_011 Percentage of school leavers entering a positive destination in the initial (September) survey	95.02%	92.1% 	Not yet available	94.7%	Virtual Comparator 94.7% Scotland 93.7%	Academic Session	In the longer term there has been an improving trend in Falkirk Leavers' positive destinations. The 2015/16 figures were the highest to date, but in 2016/17 the value has reduced and a higher percentage went into employment and unemployment. Of the 6% of leavers who were unemployed seeking in October 2017, 42% of these are now in a positive destination (as of March 2018).	Children's services continue to work in close partnership with SDS and Forth Valley College. Officers are looking to increase the effectiveness of screening during the transition process in order to bring an increased focus on vulnerable young people who are at risk of a negative destination.
EDU_IMP_ECO_025 Percentage of school leavers attaining SCQF Level 4 or better in Literacy	95.5%	96.5% 	Not yet available	97%	Virtual Comparator 95.8% Scotland 94.4%	Academic Session	The attainment of Falkirk school leavers in literacy has been improving steadily in recent years. Attainment in literacy at SCQF level 4 continues to be higher than the national average and the figure for the virtual comparator. Thus assuring that almost all leavers attain at least a functional level of literacy or better as they move into positive destinations.	Schools have achieved this progress in literacy levels over time through a focus in developing literacy across the curriculum led by school appointed literacy coordinators. Central officers are currently working on web-based resources to further support schools in this work. Teachers have also been trained to support schools and clusters in maintaining consistent standards in literacy.








Title	2015/16	2016/17	2017/18	Current Target	Scottish Benchmark	Reporting Period	Contextual Information	Improvement Actions
	Value	Value	Value					
EDU_IMP_ECO_026 Percentage of school leavers attaining SCQF Level 4 or better in Numeracy	87.6%	92.3% 	Not yet available	93%	Virtual Comparator 92.5% Scotland 90.7%	Academic Session	Falkirk school leavers' performance in numeracy at level 4 has been improving over recent years and is broadly in line with the comparator and national averages.	The service currently has a dedicated numeracy officer who is working with schools to improve staff understating of progression in mathematics and numeracy across the early years, primary and secondary sectors. This will help to support pupil progress in numeracy from the early years through to the point of exit from school.
EDU_IMP_ECO_027 Percentage of school leavers attaining SCQF Level 5 or better in Literacy	79.5%	81.3% 	Not yet available	83%	Virtual Comparator 83.7% Scotland 80.9%	Academic Session	There continues to be an increasing trend in leavers' attainment of SCQF level 5 literacy or better. 66% in 2012/13 to 81% in 2016/17. Level 5 literacy for leavers in 2016/17 was equal to the national average, but there is some further work to be done in level 5 in relation to our virtual comparator.	Support & challenge on a school by school basis. Ongoing work by schools on the broad general education (S1–S3) in order to raise literacy standards prior to the senior phase. Planned Pupil Equity Fund interventions to raise the attainment of those pupils in SIMD deciles 1–3. Continue refinement to school tracking and monitoring systems with appropriate interventions.






Title	2015/16	2016/17	2017/18	Current Target	Scottish Benchmark	Reporting Period	Contextual Information	Improvement Actions
	Value	Value	Value					
EDU_IMP_ECO_028 Percentage of school leavers attaining SCQF Level 5 or better in Numeracy	63.1%	70.7% 	Not yet available	72%	Virtual Comparator 72.3% Scotland 68.8%	Academic Session	At level 5, Falkirk school leavers' numeracy performance has shown a significant improvement over time: 56% in 2012/13 to 71% in 2016/17 and is currently in line with the comparator and national averages.	Support & challenge on a school by school basis. Ongoing work by schools on the broad general education (S1–S3) in order to raise numeracy standards prior to the senior phase. Planned Pupil Equity Fund interventions to raise the attainment of those pupils in SIMD deciles 1–3. Continue refinement to school tracking and monitoring systems with appropriate interventions.
EDU_IMP_ECO_029 Percentage of school leavers gaining 3 or more awards at SCQF Level 6 or better	48.9%	48.2% 	Not yet available	53%	Virtual Comparator 52.8% Scotland 48.9%	Academic Session	The percentage of school leavers gaining 3 or more Highers has been improving over time with a marginal reduction of 0.7% over the 2015/16 figure. This would appear to be cohort effect. In this measure, Falkirk is broadly in line with the national average but somewhat below its virtual comparator.	Attainment visits by Head of Service and other central officers provide ongoing support and challenge on a school by school basis. Continued refinement to school tracking and monitoring systems with appropriate interventions for those young people who are off-target.







Title	2015/16	2016/17	2017/18	Current Target	Scottish Benchmark	Reporting Period	Contextual Information	Improvement Actions
	Value	Value	Value					
EDU_IMP_ECO_030 Percentage of school leavers gaining 5 or more awards at SCQF Level 6 or better	33.7%	32.9% 	Not yet available	38%	Virtual Comparator 38.0% Scotland 34.5%	Academic Session	Again there is an improving trend over time with a marginal reduction in 2016/17. Again this is likely to be a cohort effect. Falkirk's performance is marginally below the national average in 2016/17 and more significantly below the virtual comparator.	Attainment visits by Head of Service and other central officers provide ongoing support and challenge on a school by school basis. Continued refinement to school tracking and monitoring systems with appropriate interventions for those young people who are off-target.
EDU_IMP_EQU_017 Percentage of school leavers who are Looked After At Home achieving SCQF Level 4 or better in Literacy	50%	42.9% 	Not yet available	N/A	Benchmarking not appropriate	Academic Session	 = Data only	
EDU_IMP_EQU_018 Percentage of school leavers who are Looked After Away From Home achieving SCQF Level 4 or better in Literacy	92.9%	88.2% 	Not yet available	N/A	Benchmarking not appropriate	Academic Session		
EDU_IMP_EQU_019 Percentage of school leavers who are Looked After At Home achieving SCQF Level 4 or better in Numeracy	25%	14.3% 	Not yet available	N/A	Benchmarking not appropriate	Academic Session		







Title	2015/16	2016/17	2017/18	Current Target	Scottish Benchmark	Reporting Period	Contextual Information	Improvement Actions
	Value	Value	Value					
EDU_IMP_EQU_020 Percentage of school leavers who are Looked After Away From Home achieving SCQF Level 4 or better in Numeracy	78.6%	70.6% 	Not yet available	N/A	Benchmarking not appropriate	Academic Session		
EDU_IMP_EQU_025 SQA average tariff score of lowest attaining 20% of School Leavers	168	189 	Not yet available	205	Virtual Comparator 205 Scotland 172	Academic Session	There has been an increasing trend in this measure for the lowest attaining Falkirk schools leavers and the current figure for 2016/17 stands above the national average and below the average for the Virtual Comparator. It should be noted however that these differences are small scale in relation to the number of passes that students are achieving (for example a National 4 value added unit represents just 15 points).	Secondary schools continue to have an increasing focus on appropriate curriculum pathways for all pupils depending upon their aptitude, interest and career aspirations. This is helping to provide equity for all school leavers regardless of ability.
EDU_IMP_EQU_026 Percentage of School Leavers who were Looked After At Home in the pupil census and have entered a positive destination.	75%	85.7% 	Not yet available	N/A	Benchmarking not appropriate	Academic Session		



Title	2015/16	2016/17	2017/18	Current Target	Scottish Benchmark	Reporting Period	Contextual Information	Improvement Actions
	Value	Value	Value					
EDU_IMP_EQU_027 Percentage of School Leavers who were Looked After Away From Home in the pupil census and have entered a positive destination.	78.6%	76.5% 	Not yet available	N/A	Benchmarking not appropriate	Academic Session		
SWK_CHF_CP_01 Number of Child Protection Referrals dealt with by social work services under Child Protection Procedures	197	221	140 (to end Quarter 3) 	N/A	None	Quarterly		
SWK_CHF_CP_01a Number of referrals dealt with by social work under Child Protection procedures during the year, as a rate per 1,000 population <=15	7	7.8	4.9 (to end Quarter 3) 	N/A	None	Quarterly		
SWK_CHF_LAC_02 Number of children looked after at home (LAAH) at end of reporting period	118	120	120 	N/A	None	Annual	31st July data is submitted to the Scottish Government in October each year.	



Title	2015/16	2016/17	2017/18	Current Target	Scottish Benchmark	Reporting Period	Contextual Information	Improvement Actions
	Value	Value	Value					
SWK_CHF_LAC_02a Rate per 1000 <18 population of children looked after at home (LAAH) at end of reporting period	3.8	3.8	3.8 	N/A	Scotland July 2017 – 3.7	Annual		
SWK_CHF_LAC_03 Number of children looked after away from home (LAAF) at end of reporting period	250	256	261 	N/A	None	Annual		
SWK_CHF_LAC_03a Rate per 1000 <18 population of children looked after away from home (LAAF) at end of reporting period	7.8	7.9	8.2 	N/A	Scotland July 2017 – 11.1	Annual		
SWK_CHF_LAC_06 Proportion of young people who are looked after and accommodated who have a plan at end of reporting period	100%	100%	100% 	100%	Scotland July 2017 – 95%	Annual		




Title	2015/16	2016/17	2017/18	Current Target	Scottish Benchmark	Reporting Period	Contextual Information	Improvement Actions
	Value	Value	Value					
SWK_CHF_RSP_02 Number of daytime respite weeks provided to children with a disability	398	397.3 	Not yet available	Maintain in 397	N/A	Annual		
SWK_CJS_CPO_02 Percentage of individuals on new CPOs with supervision requirements seen by a supervising officer within one week	94.1%	100%	Half year 1: 100% 	100%	100%	Six Monthly		
SWK_CJS_REP_01 The percentage of Criminal Justice Social Work Reports submitted to court on time	97.5%	99.5%	Half year 1: 100% 	100%	100%	Six Monthly		







Title	2015/16	2016/17	2017/18	Current Target	Scottish Benchmark	Reporting Period
	Value	Value	Value			
SWK_CHF_RSP_01 Number of overnight respite weeks provided to children with a disability	199.3	176.9 	Data not yet available	Maintain 177	N/A	Annual

#### Progress

Provision in 2016–17 decreased for a range of reasons including temporary unavailability of 2 carers; difficulties in recruiting carers in the voluntary sector; older children moving beyond the age range of an existing service and the need to transition to new services. There is also a preference by carers for daytime respite sessions.

#### Improvement Action

Overnight respite tends to now be provided mainly to children with complex needs. Home support and day respite utilising befriending and activity based provision is preferred by parents/carers and young people and provision in this area has expanded. This also better meets the needs of children by maximising independence skills and increasing confidence in managing daily living and community access.



