

The background of the slide features a large, light blue coat of arms of Scotland. It includes a crown at the top with four thistles, a shield divided into four quarters (quarterly) containing a saltire, a lion passant guardant, a ship, and a unicorn, and a motto scroll at the bottom with the text 'AN FUR A'.

## **Agenda Item 9**

### **Performance Report: Scottish Fire and Rescue Service**

**Falkirk Council**

**Title:** Performance Report: Scottish Fire and Rescue Service

**Meeting:** Scrutiny Committee (External)

**Date:** 4 October 2018

**Submitted By:** Director of Corporate and Housing Services

**1. Purpose of Report**

- 1.1 The purpose of this report is to present to Committee the local performance of the Scottish Fire and Rescue Service, for the period 1 October 2017 to 31 March 2018.

**2. Recommendation(s)**

- 2.1 **It is recommended that the Committee considers the performance of the Scottish Fire and Rescue Service and select a course of action from the following options:**
- (a) **Approve the report and acknowledge progress by the organisation in meeting their priorities;**
  - (b) **Request further information on specific aspects of the service provided; or**
  - (c) **Request action with a follow-up report for future Scrutiny Committee consideration.**

**3. Background**

- 3.1 Following the establishment of the Scottish Fire and Rescue Service on 1 April 2013 under the provisions of the Police and Fire Reform (Scotland) Act 2012, local senior officers are required to report on performance with regard to progress being made on the local fire and rescue plan as well as the provision of local services. A new local Fire and Rescue Plan covering the period 2014 – 2017 was considered and approved by Falkirk Council on 14 May 2014. This performance report falls within the scope of the old local plan as the new one was approved by Council on 7 March 2018.

- 3.2 The local fire and rescue plan sets out a framework of local priorities for the Falkirk Council area. This is a statutory requirement of the Police and Fire Reform (Scotland) Act 2012. The plan takes account of the following:
- The Scottish Government's overarching vision for public services;
  - Strategic priorities set by Scottish Ministers;
  - National outcomes within the National Performance Framework; and
  - The Fire and Rescue Framework for Scotland 2013. This sets out 4 strategic aims for the service and 7 national equalities outcomes.
- 3.3 In addition to this the plan sets out 7 local priorities. The following sets out a list of these priorities and what will be achieved as a result:
- Priority 1 - Local Risk Management and Preparedness
  - Priority 2 - Reduction of Accidental Dwelling Fires
  - Priority 3 - Reduction in Fire Fatalities and Casualties
  - Priority 4 - Reduction of Deliberate Fire Setting
  - Priority 5 - Reduction of Fires in Non-Domestic Property
  - Priority 6 - Reduction in Casualties from Non-Fire Emergencies
  - Priority 7 - Reduction of Unwanted Fire Alarm Signals

#### **4. Considerations**

- 4.1 The Senior Local Officer has provided the following reports and appendices for Committee to consider, and which report on progress and performance towards the attainment of local priorities within the local fire plan, as follows:
- Falkirk local plan performance report, covering the period 1 October 2017 to 31 March 2018 – appendix 1; and
  - Contextual data and information, supporting the performance report – appendix 2.
- 4.2 A local officer from the Scottish Fire and Rescue Service will attend Committee to present these reports and answer questions from Members.

4.3 A new local plan was approved by Council on 7 March 2018. This includes a new set of local priorities as follows:

- local risk management and preparedness
- domestic fire safety
- deliberate fire setting
- non domestic fire safety
- road safety
- unintentional harm and injury
- unwanted fire alarm signals

5. Consultation

Nil

**6. Implications**

**Financial**

6.1 Nil

**Resources**

6.2 Nil.

**Legal**

6.3 The Police and Fire Reform (Scotland) 2012 requires the Local Senior Officer to report on progress and performance with regard to the local fire and rescue plan

**Risk**

6.4 Non fulfilment of a statutory requirement.

**Equalities**

6.5 Nil.

**Sustainability/Environmental Impact**

6.6 Nil.

## **7. Conclusions**

- 7.1 This report provides an opportunity for Members to fulfil their scrutiny role on local fire and rescue services as set out in the Police and Fire Reform (Scotland) Act 2012, and take a view on the submitted reports.

---

Director of Corporate and Housing Services

**Author –** Andrew Wilson, Policy & Community Planning Manager  
**Tel:** 01324 506046 **Email:** andrew.wilson@falkirk.gov.uk  
**Date -** 26 September 2018

## **APPENDICES**

Appendix 1 – Falkirk local plan performance report, covering the period 1 October 2017 to 31 March 2018

Appendix 2 – Contextual data and information, supporting the performance report

### **List of Background Papers:**

**The following papers were relied on in the preparation of this report in terms of the Local Government (Scotland) Act 1973:**

- Scottish Fire and Rescue Service Local Plan 2014 – 2017, Falkirk Council, 14 May 2014



## LOCAL PLAN PERFORMANCE REPORT FOR FALKIRK



**SCOTTISH**  
FIRE AND RESCUE SERVICE  
*Working together for a safer Scotland*

1<sup>st</sup> October 2017 – 31<sup>st</sup> March 2018

**Working together  
for a safer Scotland**



**Falkirk Council**

The Scottish government publishes Official Statistics each year which allow for comparisons to be made over longer periods of time.

Please ensure any external partners in receipt of these reports are aware of this.

CONTENTS	PAGE
1 <b>Introduction</b>	<b>3</b>
2 <b>Performance Summary</b>	<b>4</b>
3 <b>Progress on local fire &amp; rescue plan priorities</b>	
<i>Local Risk Management and Preparedness</i>	<b>5</b>
<i>All accidental dwelling fires</i>	<b>7</b>
<i>All fire casualties (fatal &amp; non-fatal (incl. p/c's))</i>	<b>9</b>
<i>All deliberate fires</i>	<b>11</b>
<i>Non domestic fires</i>	<b>13</b>
<i>Special Service - All</i>	<b>15</b>
<i>False Alarms - All</i>	<b>17</b>
4 <b>Appendices</b>	
5 <b>Glossary</b>	



## Introduction

This performance report provides information on our prevention, protection and operational response activities within the Falkirk Council area over the year to-date period 1st October 2017 – 31st March 2018.

The Scottish Government provides an overarching vision for public services. This vision is supported by 16 National Outcomes which demonstrate commitment to creating a more successful country, with opportunities for all of Scotland to flourish, through increasing sustainable growth. The Scottish Fire and Rescue Service (SFRS) can make a significant contribution to improving these outcomes in the Falkirk Council area by contributing to the Community Planning Partnership arrangements.

The national priorities for the SFRS are set out in the Fire and Rescue Framework for Scotland. The SFRS Strategic Plan outlines how the SFRS will deliver against these priorities and the outcomes against which this delivery can be measured.

The priorities contained within the Local Fire and Rescue Plan for the Falkirk Council area reflects the Falkirk Council Community Planning Partnership, Strategic Outcomes and Local Delivery (SOLD) Plan 2016-2020. The SOLD includes a range of key themes focused on delivering improved outcomes for communities of the Falkirk Council area. The key themes that this plan contributes to are;

- Improving mental health and wellbeing
- Maximising job creation and employability
- Minimising the impact of substance misuse
- Addressing the impact of poverty on children.

The aims of the SFRS in the Falkirk Council area are to reduce deaths, injuries and damage to property from fires and other emergency events. We aim to achieve this by working in partnership, being pro-active and targeting our prevention and protection activities to where they are most required, based on evidence.

Within the Local Fire and Rescue Plan for Falkirk Council 2014 - 2017, seven priorities have been identified;

- Priority 1. Local Risk Management and Preparedness,
- Priority 2. Reduction of Accidental Dwelling Fires,
- Priority 3. Reduction in Fire Casualties and Fatalities,
- Priority 4. Reduction of Deliberate Fire Setting,
- Priority 5. Reduction of Fires in Non Domestic Property,
- Priority 6. Reduction in Casualties from Non Fire Emergencies,
- Priority 7. Reduction of Unwanted Fire Alarm Signals.

Area Manager David Lockhart  
Local Senior Officer for Falkirk & West Lothian  
David.Lockhart@firescotland.gov.uk

## Performance Summary

We measure how well we are meeting our priorities using 6 key indicators, depicted below

Key performance indicator	Apr to (& incl.) Mar					RAG rating
	2013/14	2014/15	2015/16	2016/17	2017/18	YTD
All accidental dwelling fires	119	111	123	107	105	●
All fire casualties (fatal & non-fatal (incl. p/c's))	33	23	36	34	27	●
All deliberate fires	467	354	369	383	426	◆
Non domestic fires	70	46	71	64	96	◆
Special Service - All	237	249	329	394	397	▲
False Alarms - All	1170	1098	1047	1183	1221	▲

### RAG rating - KEY

◆	RED DIAMOND	10% higher than the previous YTD period, or local target not achieved.
▲	YELLOW TRIANGLE	Up to 9% higher than the previous YTD period, or local target not achieved.
●	GREEN CIRCLE	Equal to or improved upon the previous equivalent quarter (or YTD period), or local target achieved.

### Note

Quarterly comparison RAG Rating = the reporting period compared to the average of the three previous reporting periods.

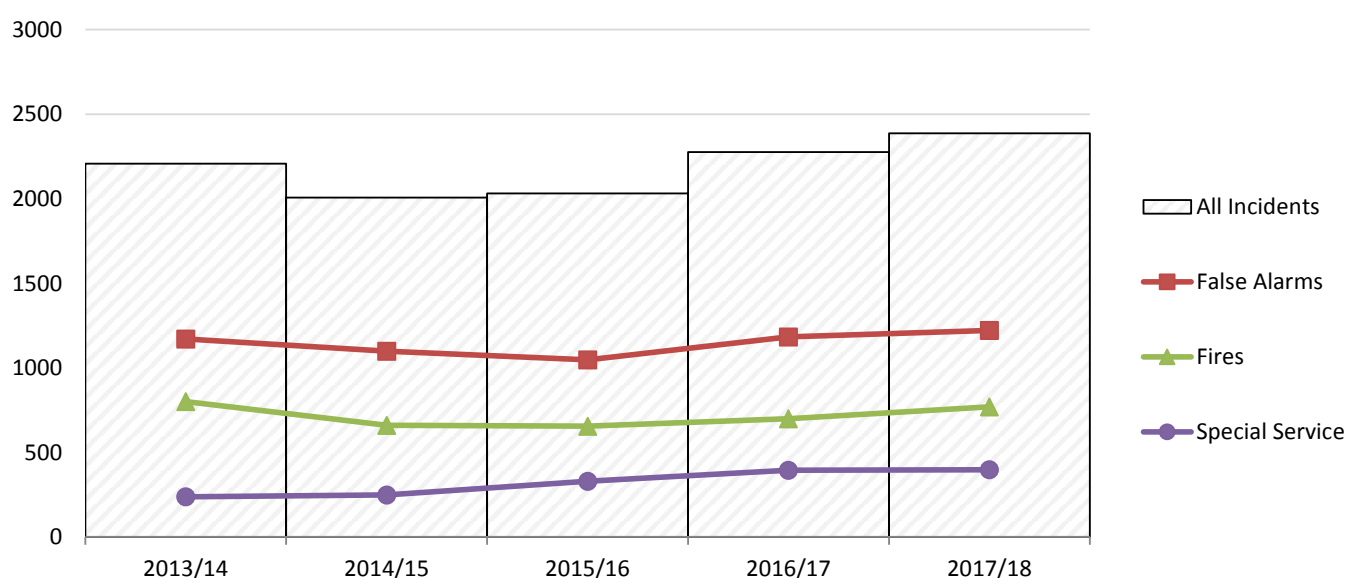
Year to Date RAG Rating = the cumulative total of all quarterly performance in current year compared to cumulative total of all quarterly performance in previous year.

### Incident Overview

During 2017-18, SFRS responded to a total of 2394 incidents within the Falkirk Council area.

This is a 5% increase compared to year to date 2016-17.

The chart below illustrates incidents YTD attended within Falkirk council over the last 8 fiscal years



<b>Progress on local fire &amp; rescue plan priorities</b>
<b>Local Risk Management and Preparedness</b>
<p>The SFRS must identify, prioritise and plan to meet the risks in each local community.</p> <p>We said we would:</p> <ul style="list-style-type: none"> <li>• train our staff to deal with our local risks</li> <li>• gather and analyse risk information</li> <li>• work with partners to mitigate risks</li> <li>• deal with major events.</li> </ul>
<b><u>Train our staff to deal with our local risks</u></b>
<p>Our operational staff continue to undertake routine and risk specific skill acquisition and maintenance training.</p> <p>All firefighters have participated in the modular 'Training For Operational Competence' programme.</p> <p>Firefighter safety is always a priority and is embedded within all activities. Theoretical inputs are confirmed with practical sessions and exercises. Regular exercising at the Grangemouth complex is also a priority and is ongoing.</p>
<b><u>Gather and analyse risk information</u></b>
<p>Our operational staff continue to gather and analyse local risk information and operational intelligence which is used in our preparations to resolve incidents.</p> <p>We conduct 'Post Incident Debriefs' through the use of a Structured Debriefing process. This identifies any lessons that can be learned from our preparedness and response to emergency events.</p> <p>We use Urgent Operational Intelligence Briefings to inform our operational staff of any safety critical information.</p>
<b><u>Work with partners to mitigate risks</u></b>
<p>We continue to be an active member of the Forth Valley Local Resilience Partnership.</p> <p>We share information with local authority partners and other key stakeholders (e.g. Police Scotland) to ensure emergency event risks are mitigated.</p>
<b><u>Deal with major events</u></b>
<p>During this reporting period, the SFRS did not respond to any major fire or significant emergency events.</p>

## Reduction of 'All accidental dwelling fires'

Accidental dwelling fires can have devastating effects on our community. The SFRS is committed to keeping people safe in their homes. We share information with partners to make sure that the right people get the right information that they need, particularly those who are vulnerable due to age, isolation or addiction. Reduction of Accidental Dwelling Fires contributes to the Falkirk Community Planning Partnership SOLD 2016-2020.

### Results

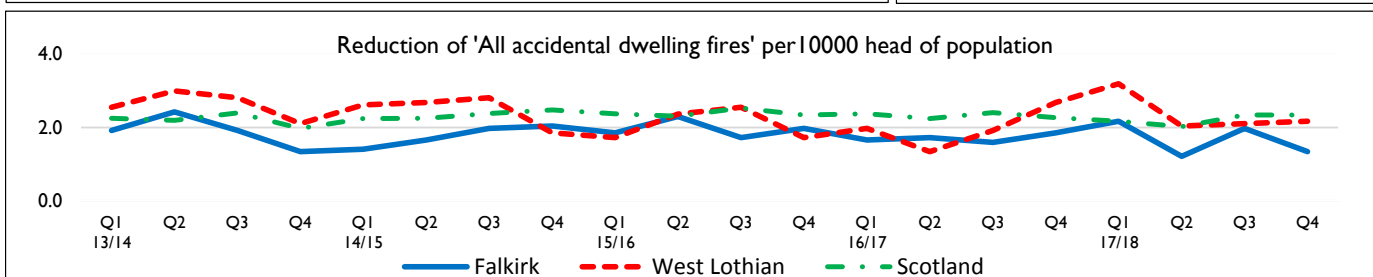
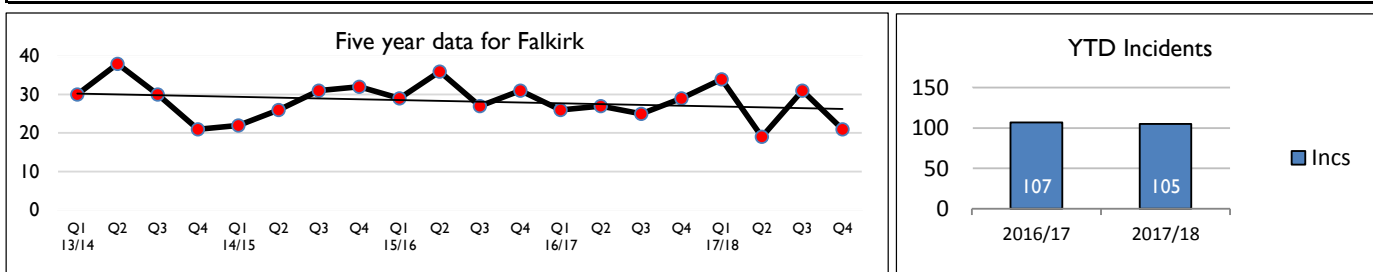
Against a local target of continually reducing Accidental Dwelling Fires on a year on year basis that contributes towards the SFRS target of a 10% reduction over a three-year rolling period, we have seen a decrease of 2 incidents compared to the same year to date period in 2016/17. This is a decrease of 2%. The trendline over the previous 5 years shows a slight decrease within the Falkirk Council area and is generally below the Scottish average.

### Reasons

The vast majority of fires attended relate to cooking, with burning foodstuff being the main cause of the fire. 21% of fires were caused by a person over pensionable age, with the majority of fires in the age group 18 - 64 years. 19% of all fires in this category listed alcohol or drugs as a confirmed contributory factor.

### Actions

We identify Post Domestic Incident Response (PDIR) target areas where accidental dwelling fires have occurred, with the intention of reassuring the local neighbourhood and prevent further incidents occurring in the surrounding area. We continue to deliver our Home Safety Visit programme to reduce the number of accidental dwelling fires. Appendix I provides further details on our prevention activities in relation to this priority.



YTD ward ave. for Falkirk - 12	2013/14	2014/15	2015/16	2016/17	2017/18	Sparklines
Falkirk	119	111	123	107	105	
Bo'ness & Blackness	12	17	11	11	8	
Grangemouth	19	13	14	14	12	
Denny & Banknock	11	10	20	12	17	
Carse, Kinnaid & Tryst	9	14	12	14	11	
Bonnybridge & Larbert	12	12	11	9	8	
Falkirk North	25	18	25	24	23	
Falkirk South	17	12	11	14	11	
Lower Braes	4	6	6	3	8	
Upper Braes	10	9	13	6	7	

## Reduction of 'All fire casualties (fatal & non-fatal (incl. p/c's))'

Fire casualty and fatality rates provide an indication of the amount of serious, life-threatening injuries that occur due to fire. This can indicate not only the success of SFRS in reducing the number of life risk fires through community fire safety and similar activities, but also their success in response activity in saving lives.

### Results

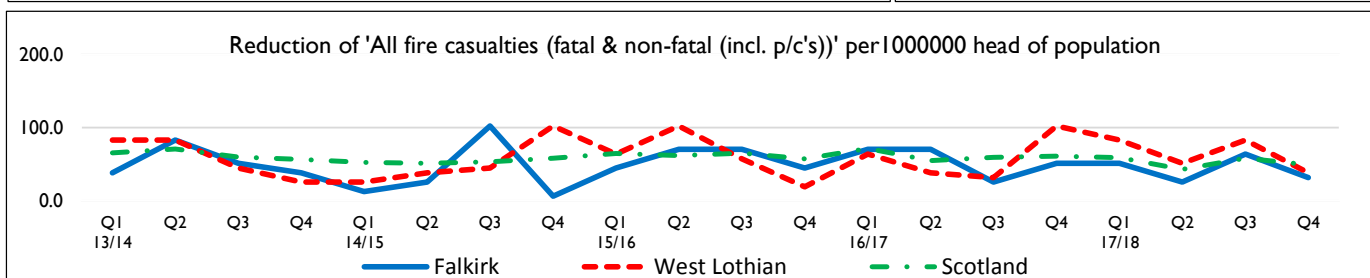
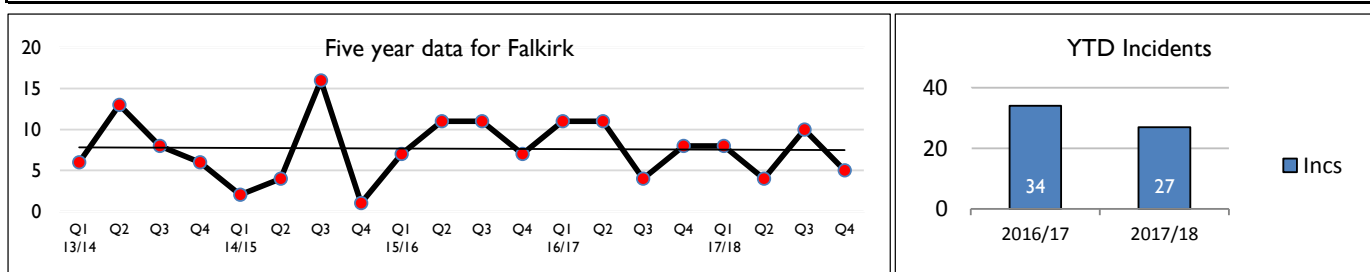
Against a local target of continually reducing Fire Casualties on a year on year basis that contributes towards the SFRS target of 5% reduction per year over a three-year rolling period, we have seen a 29% increase in casualties reported from the same period during 2016-17, however the year to date figures demonstrates a 25% reduction over the rolling period. There were 2 fire related fatalities in this reporting period. The five year trendline in number of fire casualties is on a gradual decline and it is noted that the number of casualties per 1,000,000 population is below that of a comparator local authority and Scotland.

### Reasons

The number of persons reported as having sustained injury due to fire remains relatively small. 2 casualties went to hospital suffering serious injuries, 6 casualties went to hospital for a precautionary check up suffering from slight smoke inhalation with a further 6 others being treated at the scene. Unfortunately there have been 2 fatalities within Upper Braes & Grangemouth Ward areas, as a result we are seeking Case Conferences with partners.

### Actions

Appendix I provides further details on this priority and associated prevention activities.



YTD ward ave. for Falkirk - 3	2013/14	2014/15	2015/16	2016/17	2017/18	Sparklines
Falkirk	33	23	36	34	27	
Bo'ness & Blackness	2	6	5	4	2	
Grangemouth	4	8	5	6	3	
Denny & Banknock	5	1	8	2	0	
Carse, Kinnaid & Tryst	4	0	2	2	1	
Bonnybridge & Larbert	5	5	2	3	2	
Falkirk North	7	1	7	7	5	
Falkirk South	4	0	2	4	4	
Lower Braes	1	2	2	3	8	
Upper Braes	1	0	3	3	2	

## Reduction of 'All deliberate fires'

Deliberate fire setting is a significant problem for communities in the Falkirk Council area. In the main, deliberate fires are secondary fires whose categories are; refuse, grassland and derelict buildings incidents. There is a close link between deliberate secondary fires and other forms of anti-social behaviour. Reduction of Deliberate Fire Setting contributes to the Falkirk Community Planning Partnership SOLD 2016-2020.

### Results

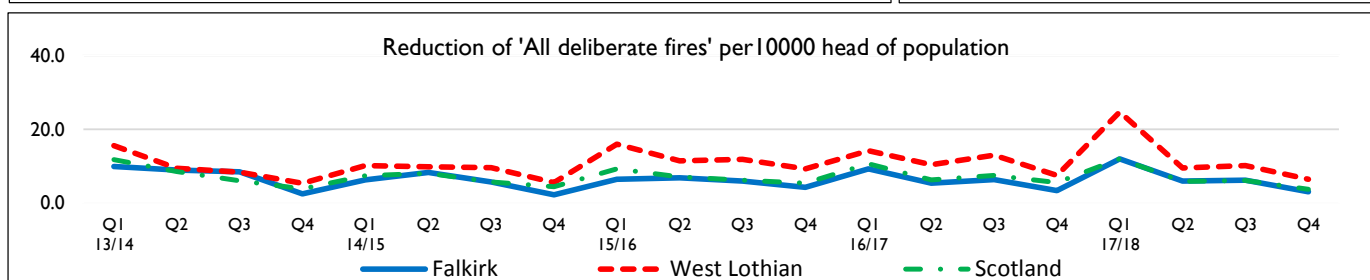
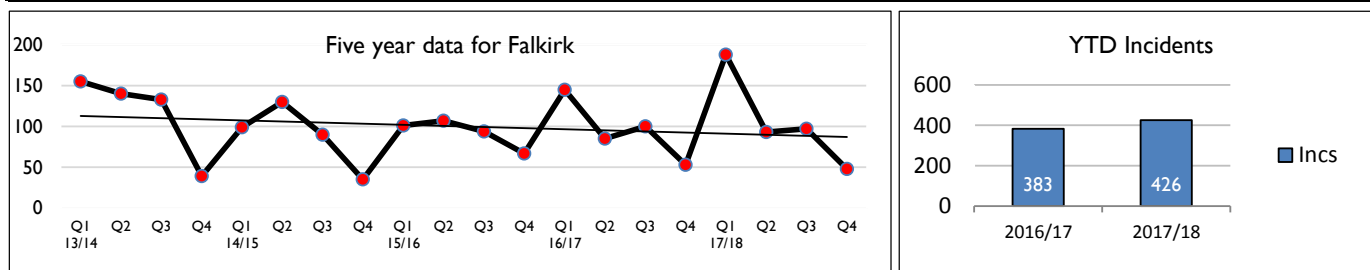
Against a local target of continually reducing Deliberate Fire Setting on a year on year basis, we have seen a 5% reduction in the number of incidents compared to the same period during 2016-17. It is noted that Deliberate Fire Setting /10,000 population trendline is on a steady decline and continues to be below the Scottish average.

### Reasons

The majority of deliberate fires continue to involve woodland/grasslands or refuse including Wheelie Bins, which are recorded as deliberate secondary fires. SFRS attended 100 deliberate secondary fires which correlates to 69% of all deliberate fires in the Falkirk Council area during this reporting period. The majority of deliberate primary fires were within 'secure accommodation'.

### Actions

SFRS with multi-agency partners, meet weekly as a 'Task and Coordinating Group' within in the Falkirk Community Safety Hub at Falkirk Community Fire Station. The Group have undertaken events in relation to educating young people with regards the dangers and consequences of deliberate fire setting. In addition, robust knowledge inputs are delivered to local schools, which includes information on preventing fires within derelict properties, grassland fires and fires involving refuse/wheelie-bins. Appendix 2 provides further prevention activities details in relation to this priority.



YTD ward ave. for Falkirk - 47	2013/14	2014/15	2015/16	2016/17	2017/18	Sparklines
Falkirk	467	354	369	383	426	
Bo'ness & Blackness	77	65	44	50	58	
Grangemouth	37	27	17	36	12	
Denny & Banknock	42	32	15	23	26	
Carse, Kinnaird & Tryst	26	18	28	41	35	
Bonnybridge & Larbert	28	15	48	20	31	
Falkirk North	108	84	71	65	56	
Falkirk South	70	52	55	70	98	
Lower Braes	37	29	50	41	60	
Upper Braes	42	32	41	37	50	

## Reduction of 'Non domestic fires'

Fires in Non Domestic Property can have a detrimental affect on the built environment and the prosperity of the local area. Non Domestic fires are classed as fires which took place in buildings that are not domestic households. Reduction of Non Domestic Property contributes to the Falkirk Community Planning Partnership SOLD 2016-2020.

### Results

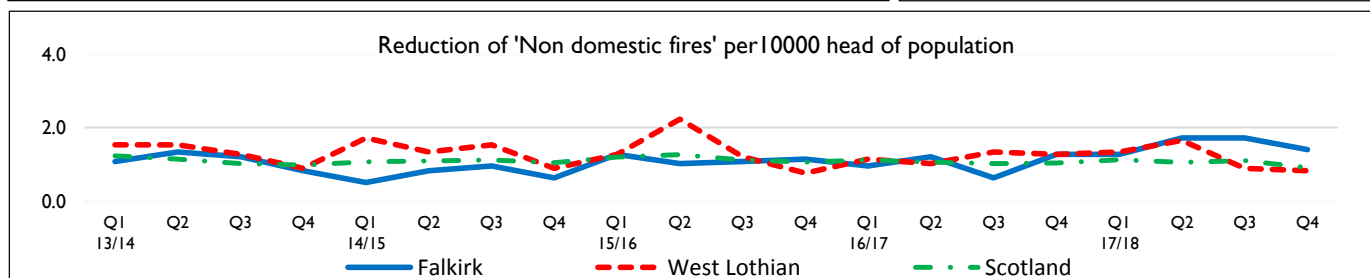
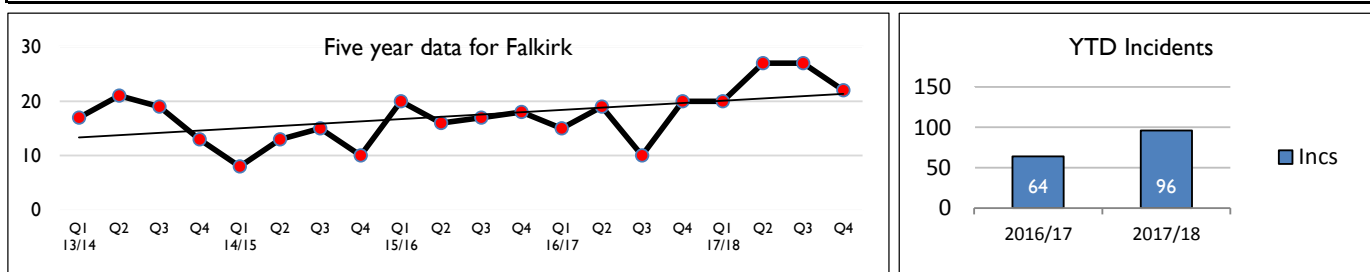
Against a local target of continually reducing Non Domestic Property fires on a year on year basis, there was a 30% increase compared to the same period last year. The five year trendline is on a slight upward trajectory and is above the average for Scotland.

### Reasons

There are specific high offenders from Fires in Non-Domestic Property. 43% of incidents in this category were within 'secure accommodation', with a further 8% being garden sheds.

### Actions

Appendix 3 provides further details on our prevention activities in relation to this priority.



YTD ward ave. for Falkirk - 11	2013/14	2014/15	2015/16	2016/17	2017/18	Sparklines
Falkirk	70	46	71	64	96	
Bo'ness & Blackness	7	2	6	7	6	
Grangemouth	8	4	4	8	4	
Denny & Banknock	10	4	4	5	5	
Carse, Kinnaird & Tryst	0	3	5	3	4	
Bonnybridge & Larbert	4	12	18	8	13	
Falkirk North	12	8	11	9	11	
Falkirk South	7	6	8	7	8	
Lower Braes	16	4	10	10	41	
Upper Braes	6	3	5	7	4	

## Reduction of 'Special Service - All'

While much of this risk is outwith SFRS control, responding to Non Fire Emergencies is a key part of our activities. The SFRS is committed to working with partners and other stakeholders to drive continuous improvement in this area. Reduction of Casualties from Non Fire Emergencies contributes to the Falkirk Community Planning Partnership SOLD 2016-2020.

### Results

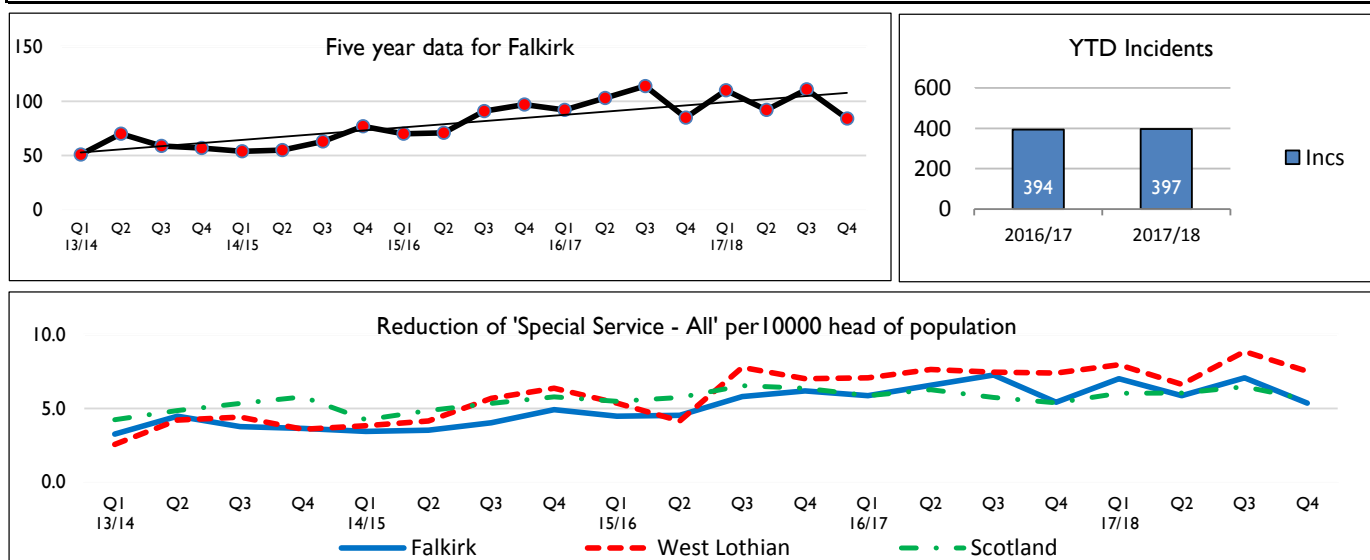
The original target was to reduce Casualties from Non Fire Emergencies on a year on year basis however since that target was set SFRS undertook a pilot 'Out of Hospital Cardiac Arrest' (OHCA) initiative, which increased the number of special service incidents recorded against this priority. There has been a 2% reduction in the number of special service incidents against the same reporting period during 2016-17. SFRS continues to work towards driving down casualties from Road Traffic Collisions and other Special Service Incidents.

### Reasons

A high proportion of Special Service casualties were as a result of Road Traffic Collisions, the SFRS assisted 71 casualties as a result of Road Traffic Collisions. We continue to support the Scottish Ambulance Service and Police Scotland to gain entry to properties where there is concern for the occupant(s) requiring medical assistance.

### Actions

Through a partnership approach we continue to target the education of young people to reduce road traffic collisions. We continue to deliver the Safe Drive Stay Alive to all Secondary Schools within the Falkirk Council area. Appendix 4 provides further details on our prevention activities in relation to this priority.



YTD ward ave. for Falkirk - 44	2013/14	2014/15	2015/16	2016/17	2017/18	Sparklines
Falkirk	237	249	329	394	397	
Bo'ness & Blackness	28	30	41	55	41	
Grangemouth	29	20	35	50	54	
Denny & Banknock	27	35	44	46	47	
Carse, Kinnaid & Tryst	12	22	38	32	35	
Bonnybridge & Larbert	18	20	28	32	47	
Falkirk North	46	52	60	69	65	
Falkirk South	28	39	34	52	52	
Lower Braes	24	12	29	33	32	
Upper Braes	25	19	20	25	24	



## Reduction of 'False Alarms - All'

Unwanted Fire Alarm Signal incidents (UFAS) are those occasions when an automated fire alarm system activates and results in the mobilisation of SFRS resources, when the reason for that alarm turns out to be something other than a fire emergency. The SFRS is committed to working with partners and other stakeholders to reduce Unwanted Fire Alarm Signals which contributes to the Falkirk Community Planning Partnership SOLD 2016-2020.

### Results

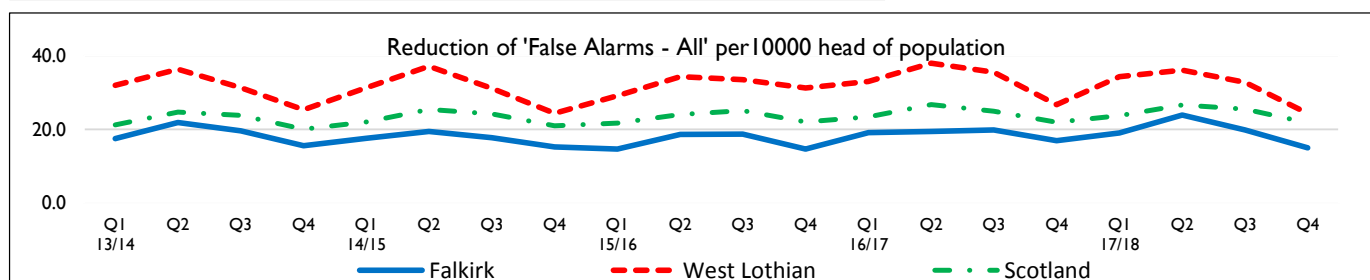
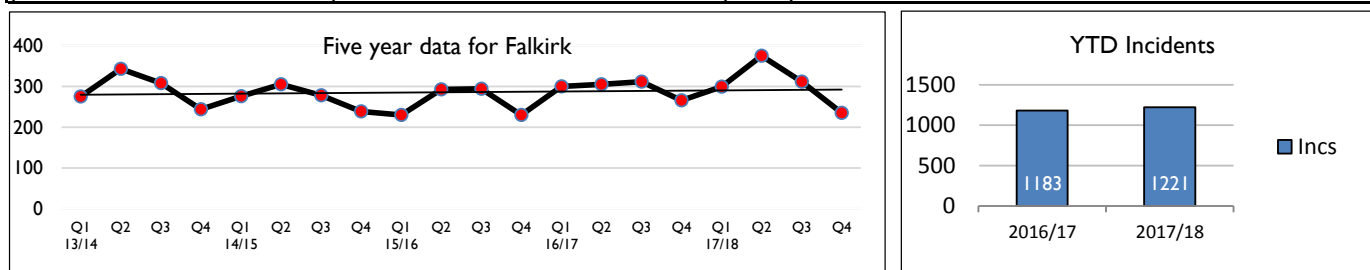
Against a local target of continually reducing UFAS incidents on a year on year basis, in this reporting period the SFRS attended a year to date total of 1221 false alarms with 626 of these being UFAS. Health Care premises account for 21% of this activity (see appendix 5). The 5 year trendline for Falkirk Council Area remains static with the number of false alarm incidents/10,000 population in this area lower than that of a comparator local authority and Scotland.

### Reasons

Whilst the five year trend remains static, there has been a steady reduction across the current reporting period. Other than Health Care premises mentioned above other offenders include: Dwellings 10% & Care Homes 6%. False alarms differ from UFAS, however both incident types are incorporated into this figure.

### Actions

We continue to proactively monitor UFAS incidents and our Fire Safety Enforcement Officers work closely with premises to reduce further UFAS incidents. This includes discussing technological, procedural and management solutions in order to prevent future UFAS incidents. The SFRS UFAS policy is designed to promote business continuity, reduce the road risk from 'blue light' journeys and reduce the demand placed upon SFRS by these types of incidents. This should help to reduce UFAS incidents going forward. Appendix 5 provides further details on our prevention activities in relation to this priority.



YTD ward ave. for Falkirk - 136	2013/14	2014/15	2015/16	2016/17	2017/18	Sparklines
Falkirk	1170	1098	1047	1183	1221	
Bo'ness & Blackness	61	64	64	75	71	
Grangemouth	98	122	128	139	136	
Denny & Banknock	73	68	64	91	79	
Carse, Kinnaid & Tryst	91	92	95	119	130	
Bonnybridge & Larbert	286	255	258	250	233	
Falkirk North	232	225	189	233	224	
Falkirk South	139	164	130	132	200	
Lower Braes	125	51	63	77	78	
Upper Braes	65	57	56	67	70	

# FALKIRK APPENDICES

## APPENDIX 2 REDUCTION OF 'ALL ACCIDENTAL DWELLING FIRES (ADFS)' & REDUCTION OF 'ALL FIRE CASUALTIES (FATAL & NON-FATAL (INCL. PRECAUTIONARY CHECK UPS)'

A primary activity related to improving the safety of our communities is the carrying out of home fire safety visits. Evidence collated identifies that dwelling fires occur more frequently in premises occupied by those who are most vulnerable, such as the elderly and those with drug and alcohol dependencies.

As such, the focus of our Home Safety Programme continues to prioritise those premises identified as 'high' or 'medium' risk.

### Home Safety Programme visits completed (Year to date).

Year to Date Activity	Low	Medium	High	TOTAL
Total HFSVs	500	717	566	1783

During this reporting period, SFRS continued to work with multi-agency partners including Social Work, and Housing. Work is ongoing with NHS partners to develop referral processes in order to target those most vulnerable within our communities. Enhanced referral pathways have been established with the aforementioned partners and strong links have been developed with Polmont Young Offenders Institute. This 'link' enables SFRS to assist clients due for release by delivering knowledge input to inmates and nominated vulnerable groups to ensure their safety when returning to their homes. Support in the form of Home Safety is also given to the families of offenders.

As part of the SFRS commitment to safeguarding individuals, frontline SFRS staff have submitted a number of 'Adult Protection' referrals to our partners within the Social Work Department. This further enhances 'outcomes for older people' and may assist in reducing the burden on partner agencies.

SFRS continues to focus on preventative approaches with partners and continues to improve on the quality and quantity of Home Safety Visits requested and conducted. This will allow SFRS to collaborate with partners by referring vulnerable adults who may be susceptible to slips, trips and falls at home. This provides another level of Home Safety and may reduce hospital admissions, easing the burden on NHS partners.

SFRS have developed a referral process with Alcohol and Drugs agency namely, 'Signpost Recovery' and also engage with Housing Associations to attract appropriate referrals for vulnerable families.

### **Deliberate Fires**

Whilst Deliberate Fires in the Falkirk Council Area align with the Scottish average it remains lower than a neighbouring local authority. SFRS have adopted a more targeted approach in dealing with deliberate secondary fires and anticipate that the revised approach will realise a reduction in the coming months.

### **Tasking and Co-ordinating Group (TAC)**

During this reporting period SFRS along with multiagency partners, continue to embed the weekly 'Tasking and Co-ordinating Group'. This group's primary focus is on addressing tactical level issues using information sharing, problem profiling and the implementation of measures to reduce both fire related and other anti-social behaviour issues. This process greatly assists with addressing areas of high operational demand for a number of partners. SFRS have initiated a project to share facilities with our partners in the task and co-ordinating group. The formation of the Falkirk Community Safety Hub within Falkirk Community Fire Station is now complete, it is anticipated that this will enhance the initiatives to reduce anti-social behaviour already being undertaken in Falkirk Council Area.

### **Youth Engagement**

During this reporting period, SFRS undertook a number of events across the Falkirk area in relation to educating young people in the dangers and consequences of deliberate fire setting. This included a visitation to targeted schools both primary and secondary to advise on the dangers associated with bonfires and fireworks. SFRS are also fully committed to on-going delivery of Youth Engagement activities within Polmont Young Offenders Institute engaging with fire setters, young drivers and young people who are being prepared to re-enter society.

SFRS continues to deliver Fireskills courses for young people across the Falkirk area providing diversionary activities linked to reducing anti-social behaviour through education and giving an insight into teamwork and employability.

## APPENDIX 3 REDUCTION OF 'ALL NON-DOMESTIC FIRES'

### Fire Safety Enforcement Activity

A Pre-Programmed Audit is an audit programmed at the commencement of the fiscal year, selected from premises held within the Service's database, based on a risk assessment as defined in the Service's Enforcement Framework.

A Non-Programmed Audits occurs throughout the year. This type of audit would be undertaken as a result of either: fire safety complaints; requests from partner agencies or joint initiatives with partners; Post Fire Audits within relevant premises and the targeting of specific premises type in line with the Service's Prevention and Protection (Enforcement) Framework.

Audits activity Year to Date 2017-18

FSEC Code	Premises Type	Number of premises in Local Authority area as of 31 March 2017	Number of premises subject to pre-planned audit 2017-18*	Number of premises audited 2017-18 YTD	% of Target Premises achieved YTD**
A	Hospital	06	06	14	233 %
B	Care Home	41	41	42	102%
C	House of multiple occupation (HMD) Tenement	18	13	05	39%
E	Hostels	01	01	01	100 %
F	Hotels	58	16	13	81 %
H	Other sleeping accommodation	02	01	01	100 %
J	Further Education	02	00	00	00 %
K	Public Building	32***	03	03	100 %
L	Licenced Premises	307***	08	11	138 %
M	Schools	62	41	25	61 %
N	Shops	1064***	09	11	123 %
P	Other premises open to public	167***	14	08	58%
R	Factories & Warehouses	330***	26	18	69 %
S	Offices	635***	08	06	75 %
T	Other Workplace	52***	00	03	300%
	<b>Total</b>	<b>2777</b>	<b>187</b>	<b>161</b>	<b>86 %</b>

\*Pre-planned targets are only set for Hospitals, Care Homes, HMO's classed as 'high' risk or in line with licence renewals and other premises classed as 'high' or 'very high' risk.

\*\*Where target is exceeded this is due to non-programmed auditing such as thematic auditing, fire safety complaints or post fire audits.

\*\*\* Estimated numbers

### **Enforcement/Prohibition Notices**

Whilst there have been a number of 'Action Plans' requested from Duty Holders in relevant premises, there have been no Enforcement or Prohibition Notices served within the Falkirk Area during this reporting period. Whilst SFRS are the Enforcing Authority, the Local Falkirk Fire Safety Enforcement Officers develop good working relationships with relevant premises ensuring issues are managed using action plans to address issues.

#### APPENDIX 4 REDUCTION OF 'SPECIAL SERVICE - CASUALTIES (FATAL & NON-FATAL)'

Members of the local Community Action Team delivered 'Make it or break it' events within Polmont Young Offenders Institute. This targeted pre-release detainees, giving them the knowledge on how to remain safe and avoid injury to others on our roads.

**"Safe Drive Stay Alive"** road safety initiative aimed at contributing to reducing the number of road casualties and fatalities on Falkirk's roads. Over 2000 young people from within Falkirk attended this event in February. An evening performance was also delivered for parents and guardians of the young people to assist in reinforcing the message.

#### APPENDIX 5 REDUCTION OF 'FALSE ALARM - EQUIPMENT FAILURE'

Fire Safety Enforcement Officers and Operational Crews address the issues of Unwanted Fire Alarm Signals (UFAS) through engagement with the appropriate duty holders and the application of the UFAS policy.

SFRS targets premises with a high level of UFAS and Fire Safety Enforcement Officers engage with the relevant duty holders to provide information, guidance and education on the reasons for activation. This approach has been successful in reducing the UFAS incidents within the Falkirk Council Area. This reduces 'Blue Light Journeys' on local roads and reduces the disruption to local business.

## GLOSSARY

**Primary Fire** - Primary fires include all fires in non-derelict buildings and outdoor structures or any fires involving casualties or rescues or any fires attended by five or more appliances

**Secondary Fires** - Secondary fires are the majority of outdoor fires including grassland and refuse fires unless they involve casualties or rescues, property loss or if five or more appliances attend. They include fires in derelict buildings but not chimney fires

**Accidental Dwelling Fires** - Building occupied by households, excluding hotels, hostels and residential institutions. In 2000, the definition of a dwelling was widened to include any non-permanent structure used solely as a dwelling, such as caravans, houseboats etc. Caravans, boats etc. not used as a permanent dwelling are shown according to the type of property. Accidental includes fires where the cause was not known or unspecified

**Fire Fatality** - A person whose death is attributed to a fire is counted as a fatality even if the death occurred weeks or months later

**Fire Casualty** - Non-fatal casualties, injured as a direct result of a fire attended by the service. Includes those who received first aid at the scene and those who were recommended to go for a precautionary check. Does not include injuries to fire service personnel

**Deliberate Fire** - Fires where deliberate ignition is suspected

**Special Services** - Special Services are non-fire incidents requiring the attendance of an appliance or officer. The Fire (Scotland) Act 2005 placed a statutory duty on FRS to attend fires and road traffic accidents. It also included an additional function order that covers non-fire incidents such as rescues from collapsed buildings or serious flooding

**CPP** - Community Planning Partnership

**SOLD** - Strategic Outcome and Local Delivery Plan

**Year to Date (YTD)** - Year to date is calculated from 1st April on the reporting year

**RTC** - Road Traffic Collision

**UFAS** - Unwanted Fire Alarm Signals

## SEASONAL COMMUNITY SAFETY CALENDAR

The seasonal calendar depicts a range of initiatives and activities that the SFRS and CPP partners will undertake throughout the year as part of our preventative strategies. SFRS deliver Thematic Action Plans relevant to seasonal trends.

