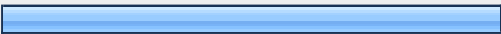




Review of Polling Districts and Polling Places 2010

1. Where do you vote?

	Response Count
	11
<i>answered question</i>	11
<i>skipped question</i>	5

2. Is this polling place convenient to you?

	Response Percent	Response Count
Yes 	81.3%	13
No 	6.3%	1
No opinion 	12.5%	2
<i>answered question</i>		16
<i>skipped question</i>		0

3. Please suggest an alternative and enter the name of your street below:

	Response Percent	Response Count
Alternative	0.0%	0
Name of street	0.0%	0
<i>answered question</i>		0
<i>skipped question</i>		16

4. Please rate the following aspects of the polling place you currently use:

	Excellent	Good	Satisfactory	Poor	Very poor	Response Count
Ease of finding the correct polling place	20.0% (2)	70.0% (7)	10.0% (1)	0.0% (0)	0.0% (0)	10
Ease of access into the building (including disabled access where appropriate)	22.2% (2)	55.6% (5)	22.2% (2)	0.0% (0)	0.0% (0)	9
Layout of the polling station	0.0% (0)	70.0% (7)	30.0% (3)	0.0% (0)	0.0% (0)	10
Accessibility and use of polling booths	10.0% (1)	70.0% (7)	20.0% (2)	0.0% (0)	0.0% (0)	10
Parking provision (including provision of parking spaces for disabled people where appropriate)	0.0% (0)	55.6% (5)	22.2% (2)	22.2% (2)	0.0% (0)	9
Convenience of public transport locations (where appropriate)	0.0% (0)	42.9% (3)	28.6% (2)	14.3% (1)	14.3% (1)	7
<i>answered question</i>						10
<i>skipped question</i>						6

5. Do you have any comments or feedback that you would like to make about the polling place you vote at?

	Response Count
	2
<i>answered question</i>	2
<i>skipped question</i>	14