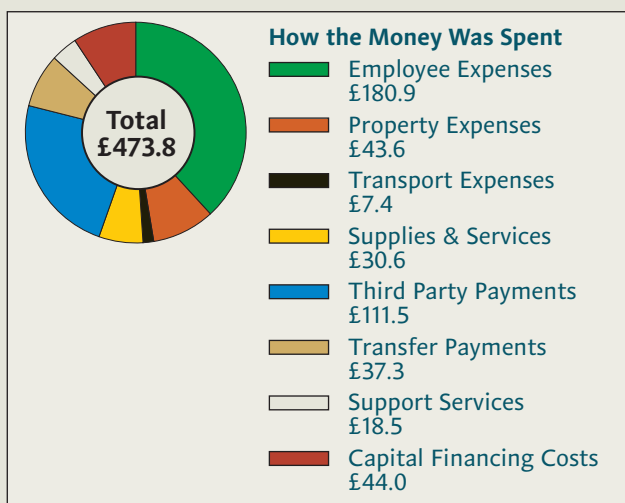
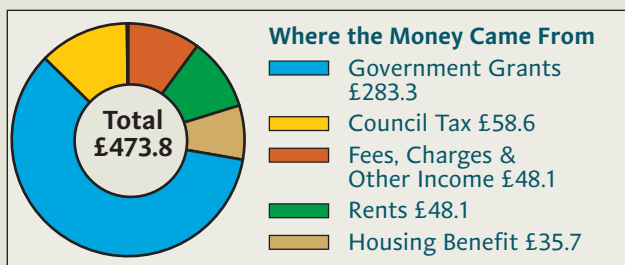
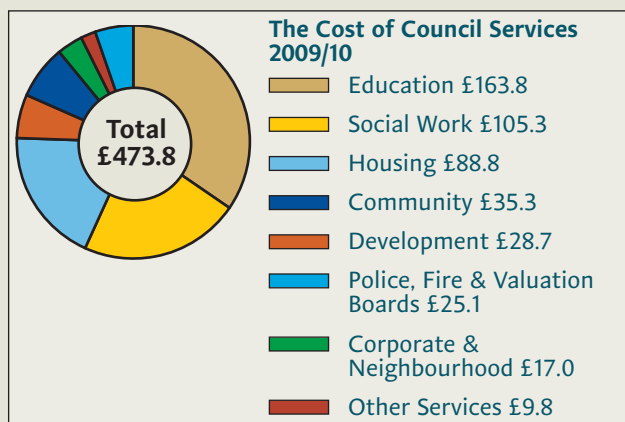


2009/10 SUMMARY OF ACCOUNTS

The figures below show the cost of the day to day running of Council services. Total expenditure was £473.8m. Amounts are shown in £m.



HOUSING RENTS

At 31 March 2010 the Council owned 16,164 properties. By law there is a requirement that all expenditure on these properties is financed from rent and other housing income.

The average weekly rent for the year was £49.77, an increase of 3.0% on the 2008/09 level. The average rent in Scotland throughout the year was £52.67.

Amounts shown are in £m.

Income	2009/10
Rental Income	42.5
Other Income	3.0
Transfer from Reserves	0.6
Total Income:	46.1

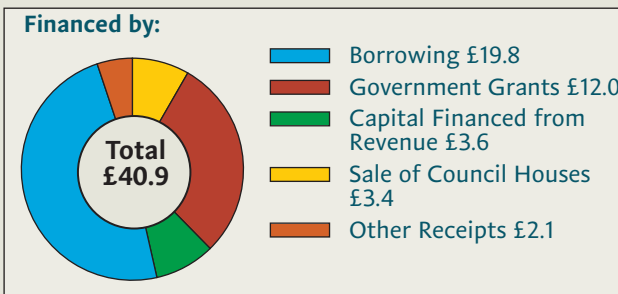
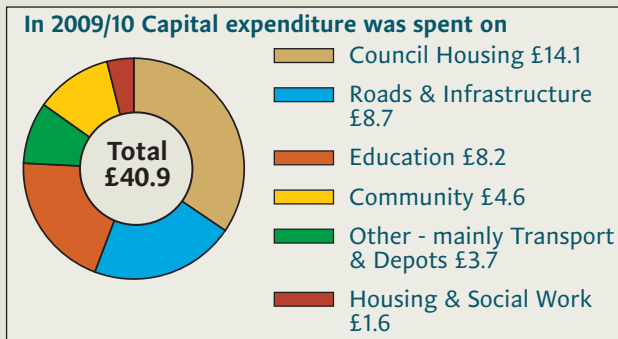
Expenditure	2009/10
Repairs and Maintenance	21.0
Supervision and Management	10.8
Capital Financing Costs	9.9
Other Costs	4.4
Total Expenditure:	46.1

CAPITAL

Capital expenditure represents money spent on purchasing, upgrading and improving assets.

The Council has two separate capital programmes - Housing and General Services.

Amounts are shown in £m.



Major Capital Projects undertaken by the Council included:

- £8.7m on roads, lighting and footpaths
- £2.4m towards Larbert Primary School
- £1.5m towards IT equipment for schools
- £3.5m investment in economic development projects
- £1.1m investment in community facilities
- £14.1m investment in council housing stock

COUNCIL TAX

The Band D council tax was set at £1,070 for the year which was £79 lower than the average council tax in Scotland. In April 2009 council tax bills were sent to 69,161 properties.

In 2009/10 the council collected 96.0% of council tax by March 2010 (2008/09, 96.1%).

The ultimate collection rate for 2009/10 is anticipated at 97.5%.

FINANCIAL PERFORMANCE

At the end of 2009/10 we spent £0.8m less than budgeted and increased our income by £0.3m. This was mainly due to lower Loan Charges of £1.5m with service delivery overspending by £0.7m. This resulted in General Reserves of £6.8m.

Spending on Council housing services was £0.8m lower than planned, leading to reserves of £5.9m.

RESERVES

At the end of 2009/10 the Council had overall reserve balances of £38.2m, an increase of £0.8m.

The largest part of the balance, some £20.7m, has been earmarked to pay a capital contribution to the New Schools Project. The devolved schools reserve and other earmarked reserves account for £4.8m of the year end balance, leaving general and housing reserves of around £12.7m, of which £1.1m is being utilised in 2010/11. The Council has a duty to maintain a prudent level of reserves.

2009/10 KEY PERFORMANCE INFORMATION

All local authorities are required to publish a range of statutory performance indicators each year. To see the full range of indicators please visit our website at www.falkirk.gov.uk.

A full copy of the Council's 2009/10 accounts is also available on the website, www.falkirk.gov.uk.



Summary of Accounts 2009|10



Falkirk Council



Falkirk Council