














# Falkirk Policing Performance Scrutiny Report

## Performance Indicators – 1 April 2014 to 30 June 2014

## Appendix 2

| Key   |   |   |
|---|---|---|
| PI Status   | Five Year trend   | Comparison to previous period   |
|  Alert     |   |   |
|  Warning   |  Improving     |  Improving     |
|  OK        |  No change     |  No change     |
|  Unknown   |  Getting worse |  Getting worse |
|  Data only |   |   |

Appendix 2

| Falkirk Police Plan 2014-17 : Performance Reporting |  |   |              |        |               |   |   |
|---|--|---|--------------|--------|---------------|---|---|
| Protecting People                                   |  |   |              |        |               |   |   |
| No.   | Performance Indicator                          | 5 Year Average  | Apr-Jun 2013 | Target | Apr- Jun 2014 | Short Trend   | Context and Actions/Response  |
| 1   | Number of Group 2 Crimes – Crimes of Indecency | <br>54.4 | 31           | Reduce | 58            |  | <p><b>Context:</b> In the great majority of crimes of indecency, the perpetrator is known to the victim – the number carried out by strangers remains extremely low. All such crimes are investigated with the same thoroughness regardless of when they were committed. The CID oversees every sexual offences case and these are scrutinised daily to ensure prompt progress of the investigation. In recent years there has been a growing confidence among victims to report these crimes. Third party reporting through other organisations is also being promoted through a portal on the Police Scotland website on which details of participating bodies are available.</p> <p><b>Update:</b> The 1<sup>st</sup> quarter shows an increase of 27 additional crimes recorded under Group 2 Crimes of</p> |

NDA = no data available

**Author:** PC Amy McGregor, Performance Support, Forth Valley Division

**Contact:** [amy.mcgregor@scotland.pnn.police.uk](mailto:amy.mcgregor@scotland.pnn.police.uk) or 01324 678855





# Falkirk Policing Performance Scrutiny Report

## Performance Indicators – 1 April 2014 to 30 June 2014

## Appendix 2

### Falkirk Police Plan 2014-17 : Performance Reporting

#### Protecting People

| No. | Performance Indicator           | 5 Year Average  | Apr-Jun 2013 | Target   | Apr- Jun 2014 | Short Trend   | Context and Actions/Response  |
|-----|---------------------------------|---|--------------|----------|---------------|---|---|
|     |                                 |   |              |          |               |   | <p>Indecency which in the previous reporting period was at its lowest level since 2009/10. Previously there had been a trend of gradual reduction from a peak of offences in 2011 following the introduction of new legislation which increased the number of offences which could be reported under this category, however the number of crimes has increased against both those reported last year and the 5 year average. A rise in the number of historic offences explains the increase in the current reporting period. Of the 58 crimes reported since 1 April 2014, 20 (34.4%) were committed before that date with 8 of those having occurred before 1 April 2013.</p> <p>Excessive alcohol consumption increases victim vulnerability to this type of crime, and police and partners are developing ways to highlight this to potential victims and to others who would be able to intervene.</p> |
| 2   | Number of Rapes                 | <br>5.8    | 4            | Reduce   | 12            |  | <p><b>Context:</b> A dedicated Rape Investigation Unit has been established in Forth Valley Division. Their remit is to oversee the investigation into these crimes to ensure a common standard of investigation is followed in accordance with the force's Rape Investigation Protocol.</p> <p><b>Update:</b> Although reported within the reporting period only two crimes were committed during the 2013/14 period and the other ten were committed pre 1 April 2013 and reported to police as historic crimes.</p>  |
| 3   | Group 2 Crimes - Detection Rate | <br>80.2 % | 135.5%       | Increase | 69%           |  | <p><b>Context:</b> There are Standard Operating Procedures (SOPs) to direct investigations into these crimes. Enquiries</p>   |

NDA = no data available

**Author:** PC Amy McGregor, Performance Support, Forth Valley Division

**Contact:** [amy.mcgregor@scotland.pnn.police.uk](mailto:amy.mcgregor@scotland.pnn.police.uk) or 01324 678855




# Falkirk Policing Performance Scrutiny Report

## Performance Indicators – 1 April 2014 to 30 June 2014

## Appendix 2

### Falkirk Police Plan 2014-17 : Performance Reporting

#### Protecting People

| No. | Performance Indicator  | 5 Year Average  | Apr-Jun 2013 | Target          | Apr- Jun 2014 | Short Trend   | Context and Actions/Response   |
|-----|--|---|--------------|-----------------|---------------|---|--|
|     |  |   |              |                 |               |   | <p>can be protracted and detection rates can fluctuate month to month, but on average over the longer term are about 80%.</p> <p><b>Update:</b> The current detection rate has dropped compared to both the previous period from April 2013 to June 2013 and the 5 year average.</p>   |
| 4   | Rape Detection Rate  | <br>100.2% | 150%         | <b>Increase</b> | 33.3%         |    | <p><b>Context:</b> In common with other crimes of indecency, detection of rapes often happens months after they are reported. So crimes recorded in any month may not be the same as crimes detected. This makes detection rates fluctuate considerably between months and may sometimes result in rates of over 100%. Forensic investigation is important, but is obviously less applicable for “historic” crimes.</p> <p><b>Update:</b> There have been 12 rapes reported in the year to date which is a sharp rise from last year (4). This can be explained by the increase in historic cases being reported. Only 2 rapes reported occurred this year with 6 occurring before 1<sup>st</sup> April 2014 and a further 4 occurring prior to 1<sup>st</sup> April 2013.</p> |
| 5   | Sexual Offences Liaison Officer deployed within 24 hours for all rapes | NDA   | 100%         | <b>Maintain</b> | 100%          |  | <p><b>Context:</b> A Sexual Offences Liaison Officer (SOLO) is specially trained to provide support to victims of rape and early deployment has proven to be of great benefit to victims. The Target is a Forth Valley wide target to achieve 100% Sexual Offences Liaison Officer (SOLO) deployment</p>   |

**NDA** = no data available



**Author:** PC Amy McGregor, Performance Support, Forth Valley Division

**Contact:** [amy.mcgregor@scotland.pnn.police.uk](mailto:amy.mcgregor@scotland.pnn.police.uk) or 01324 678855

# Falkirk Policing Performance Scrutiny Report

## Performance Indicators – 1 April 2014 to 30 June 2014

## Appendix 2

| Falkirk Police Plan 2014-17 : Performance Reporting |  |                |              |        |               |   |  |
|---|--|----------------|--------------|--------|---------------|---|--|
| Protecting People                                   |  |                |              |        |               |   |  |
| No.   | Performance Indicator  | 5 Year Average | Apr-Jun 2013 | Target | Apr- Jun 2014 | Short Trend   | Context and Actions/Response   |
|   |  |                |              |        |               |   | <p>within 24hrs of such a crime being reported. There is no previous comparative data available.</p> <p><b>Update:</b> This target has been achieved for this reporting period.</p>  |
| 6   | Level of repeat offending – Registered Sex Offender committing sexual offences / other offences (Forth Valley Div figures) | NDA            | NDA          | -      | 21            |    | <p><b>Context:</b> Management of offenders under the Multi Agency Public Protection Arrangements (MAPPA) is intended to limit the risk posed to the community. The level of management applied is commensurate with the perceived risk. There are currently 196 registered offenders – of these there are none in the highest category (level 3) with 36(18%) at level 2 and 160 at the lowest level 1 (82%)</p> <p><b>Update:</b> 21 of the 196 offenders registered in Forth Valley Division re-offended after inclusion on the sex offenders register, however none of these persons have committed offences which involved a sexual element.</p> |
| 7   | Number of young people who offend  | NDA            | 361          | Reduce | 174           |  | <p><b>Context:</b> This figure is for the whole of Forth valley Division. The population of 8 to 17 year olds is estimated at 34,307 and the number of young people who offender per 10k population is calculated at 51. In context the 5 of 8 to 17 years old who offend is 0.5%.</p> <p><b>Update:</b> This 51% reduction may be as a result of the whole systems approach being successful.</p>   |

NDA = no data available

**Author:** PC Amy McGregor, Performance Support, Forth Valley Division

**Contact:** [amy.mcgregor@scotland.pnn.police.uk](mailto:amy.mcgregor@scotland.pnn.police.uk) or 01324 678855





# Falkirk Policing Performance Scrutiny Report

## Performance Indicators – 1 April 2014 to 30 June 2014

## Appendix 2

### Falkirk Police Plan 2014-17 : Performance Reporting

#### Protecting People

| No. | Performance Indicator  | 5 Year Average | Apr-Jun 2013 | Target          | Apr- Jun 2014 | Short Trend   | Context and Actions/Response  |
|-----|--|----------------|--------------|-----------------|---------------|---|---|
| 8   | <i>Number of young people issued with Formal Warnings</i>  | NDA            | 41           |                 | 10            |    | <p><b>Context:</b> These figures are for the whole of Forth Valley.</p> <p><b>Update:</b> This reduction is linked to the number of young people who commit crimes which as shown above has fallen significantly over the reporting period.</p>   |
| 9   | <i>Number of young people who are referred to an Early &amp; Effective Interventions co-ordinator.</i> | NDA            | 134          | <b>Increase</b> | 41            |    | <p><b>Context:</b> These figures are for the whole of Forth Valley. 33 offenders were aged between 8 and 15 years, whilst 8 were aged 16 or 17 years.</p> <p><b>Update:</b> This reduction is linked to the number of young people who commit crimes which as shown above has fallen significantly over the reporting period.</p> |
| 10  | <i>Number of proactive internet based Child Protection investigations</i>                              | NDA            | NDA          | --              | 7             |  | <p><b>Context:</b> This figure is for the whole of Forth Valley Division and is a new measure therefore no comparative data is available. Over time this will provide an indication of pro-active work in this area.</p> <p><b>Update:</b></p>  |
| 11  | <i>Number of children referred to partner agencies</i>   | NDA            | NDA          | --              | 48            |  | <p><b>Context:</b> This figure relates to the number of children 15 years and under (or 16-17 yrs if under a supervision order) reported to Scottish Children's Reporter Administration or to the Procurator Fiscal across the Forth Valley Division.</p> <p><b>Update:</b> There is no baseline data with which to compare</p>   |

**NDA** = no data available

**Author:** PC Amy McGregor, Performance Support, Forth Valley Division

**Contact:** [amy.mcgregor@scotland.pnn.police.uk](mailto:amy.mcgregor@scotland.pnn.police.uk) or 01324 678855



# Falkirk Policing Performance Scrutiny Report

## Performance Indicators – 1 April 2014 to 30 June 2014

## Appendix 2

### Falkirk Police Plan 2014-17 : Performance Reporting

#### Protecting People

| No. | Performance Indicator  | 5 Year Average | Apr-Jun 2013 | Target | Apr- Jun 2014 | Short Trend   | Context and Actions/Response  |
|-----|--|----------------|--------------|--------|---------------|---|---|
|     |  |                |              |        |               |   | performance.  |
| 12  | <i>% of police attendance at Child Protection case conferences</i>       | NDA            | NDA          | --     | 78.6%         |    | <p><b>Context:</b> This figure relates to % of Police attendance as a result of invitations to partner agency child protection case conferences and is for the whole of the Forth Valley Division. These meetings include Pre-birth meetings, initial meetings and review meetings</p> <p><b>Update:</b> There were 42 meetings held during the reporting period, 33 of which were attended by Police. Of those attended 2 were pre birth, 7 initial and 24 were review meetings. Police reports are provided to all meetings not personally attended by officers.</p>  |
| 13  | <i>E-Safety Partnership - No of persons engaged with at talks/events</i> | NDA            | NDA          | --     | 102           |  | <p><b>Context:</b> The partnership comprises Police, Education, Child Protection, Social Work, 3<sup>rd</sup> Sector Agencies and private technology industries and works with the Scottish Govt Child Internet Safety Stake Holders Group. This measure indicates the total number of persons engaged with at E-Safety Partnership events and presentations in the Stirling area. Children are placed into 3 age groups – 5-7yrs, 8-10yrs &amp; 11-16yrs with a separate category for parents.</p> <p><b>Update:</b> Events were delivered in the Stirling area to 0 x 8-10 year olds, 49 x 11-16 year olds and 30 parents. In addition to the above figures basic Child Online Protection Centre (CEOP) training for professionals was delivered to 23 professionals from across Forth Valley from Education,</p> |

NDA = no data available



**Author:** PC Amy McGregor, Performance Support, Forth Valley Division

**Contact:** [amy.mcgregor@scotland.pnn.police.uk](mailto:amy.mcgregor@scotland.pnn.police.uk) or 01324 678855

# Falkirk Policing Performance Scrutiny Report

## Performance Indicators – 1 April 2014 to 30 June 2014

## Appendix 2

| Falkirk Police Plan 2014-17 : Performance Reporting |   |                |              |               |               |   |   |
|---|---|----------------|--------------|---------------|---------------|---|---|
| Protecting People                                   |   |                |              |               |               |   |   |
| No.   | Performance Indicator   | 5 Year Average | Apr-Jun 2013 | Target        | Apr- Jun 2014 | Short Trend   | Context and Actions/Response  |
|   |   |                |              |               |               |   | Social work and Health services with a view to enabling them to cascade this to piers and service users.  |
| 14  | <i>Number of adult at risk referrals made to partner agencies</i> | NDA            | NDA          | --            | 519           |    | <p><b>Context:</b> This figure relates to the Forth Valley Division and captures the number of adults identified by police to meet the Three point test under the Adult Support and protection (Scotland) Act 2007. Adults at Risk are defined as those over 16 yrs who are unable to safeguard their own well being, property, rights or other interest and are at risk and because they are affected by disability, mental disorder, illness or mental infirmity, are more vulnerable to being harmed than adults not so affected.</p> <p><b>Update:</b> There is no baseline data with which to compare performance.</p> |
| 15  | <i>Number of hate crimes</i>                                      | NDA            | 64           | <b>Reduce</b> | 66            |  | <p><b>Context:</b> Police now specifically identify all categories of hate crime committed in respect of personal characteristics such as disability and sexual orientation as well as race. However, race remains the single largest category. Additional support to victims of such crime is often an important element of the response.</p> <p><b>Update:</b> There has been a slight increase in reported Hate crimes, from 64 reported in the 1st Qtr last year to 66 for the same period this year. Race Hate Crimes, which account for 68.9% of Hate crimes.</p>   |

NDA = no data available

**Author:** PC Amy McGregor, Performance Support, Forth Valley Division

**Contact:** [amy.mcgregor@scotland.pnn.police.uk](mailto:amy.mcgregor@scotland.pnn.police.uk) or 01324 678855




# Falkirk Policing Performance Scrutiny Report

## Performance Indicators – 1 April 2014 to 30 June 2014

## Appendix 2

### Falkirk Police Plan 2014-17 : Performance Reporting

#### Protecting People

| No. | Performance Indicator                     | 5 Year Average | Apr-Jun 2013 | Target   | Apr- Jun 2014 | Short Trend   | Context and Actions/Response   |
|-----|---|----------------|--------------|----------|---------------|---|--|
| 16  | Hate crimes and offences – detection rate | NDA            | 81.2%        | Increase | 84.8%         |    | <p><b>Context:</b> Police now specify all categories of hate crime committed in respect of personal characteristics such as disability and sexual orientation as well as race. Victims of hate crime can be amongst the most vulnerable persons in the community, and investigation of such crime receives particular focus</p> <p><b>Update:</b> As a result of the priority these crimes are given 84.8% of crimes this year have been detected so far which is higher than last year's figure of 81.2%. Race hate crimes are still the highest proportion of Hate motivated crimes<br/>There has been a reduction in the number of religious/ faith related crimes this year.</p> |
| 17  | Total domestic abuse incidents            | NDA            | 428          | Reduce   | 432           |  | <p><b>Context:</b> The targeting of repeat offenders and strong levels of support for victims are both key to addressing the issue of domestic abuse.</p> <p><b>Update:</b> This has increased by less than 1% compared with last year. Over three quarters of incidents reported resulted in a crime being recorded, with assault/threatening behaviour the most common. The peak days for offending were Sunday, Saturday and Friday which together accounted for over 50% of incidents. This might suggest a link to the increased consumption of alcohol normally associated with weekends.</p>  |
| 18  | Total crimes and offences                 | NDA            | 386          | --       | 334           |  | <p><b>Context:</b> This figure relates to the total number of crimes</p>   |

NDA = no data available

**Author:** PC Amy McGregor, Performance Support, Forth Valley Division




**Contact:** [amy.mcgregor@scotland.pnn.police.uk](mailto:amy.mcgregor@scotland.pnn.police.uk) or 01324 678855



# Falkirk Policing Performance Scrutiny Report

## Performance Indicators – 1 April 2014 to 30 June 2014

## Appendix 2

| Falkirk Police Plan 2014-17 : Performance Reporting |   |                |              |                 |               |   |   |
|---|---|----------------|--------------|-----------------|---------------|---|---|
| Protecting People                                   |   |                |              |                 |               |   |   |
| No.   | Performance Indicator   | 5 Year Average | Apr-Jun 2013 | Target          | Apr- Jun 2014 | Short Trend   | Context and Actions/Response  |
|   | in domestic abuse incidents   |                |              |                 |               |   | recorded that are attributed to domestic abuse.<br><br><b>Update:</b> The current figures show a decrease of 13.5% compared with the same period last year.   |
| 19  | % of Domestic abuse incidents that result in a crime being recorded         | NDA            | 50.9%        | --              | 59%           |    | <b>Context:</b> This figure relates to the number of Domestic Abuse incidents reported that are subsequently investigated as crimes. All domestic abuse incidents are subjected to a high level of scrutiny to ensure a victim oriented approach. NB this figures relates to number of incidents not number of crimes.<br><br><b>Update:</b> There is no significant change in respect of performance in this area. |
| 20  | <i>Total crimes and offences in domestic abuse incidents detection rate</i> | NDA            | 81.6%        | <b>Increase</b> | 98.2%         |  | <b>Context:</b> High detection rates arising from thorough investigation may contribute to reductions in the incidence of domestic abuse by highlighting to the perpetrator the likelihood of arrest and subsequent criminal proceedings as a consequence of their action.<br><br><b>Update:</b> The detection rate for these crimes has risen by 16.5 percentage points.   |
| 21  | <i>Number of detections for domestic abuse bail offences.</i>               | NDA            | 28           |                 | 32            |  | <b>Context:</b> This figure provides an indication of how many offenders have breached bail conditions imposed at court following incidents of a domestic nature.   |

NDA = no data available

**Author:** PC Amy McGregor, Performance Support, Forth Valley Division

**Contact:** [amy.mcgregor@scotland.pnn.police.uk](mailto:amy.mcgregor@scotland.pnn.police.uk) or 01324 678855




# Falkirk Policing Performance Scrutiny Report

## Performance Indicators – 1 April 2014 to 30 June 2014

## Appendix 2

### Falkirk Police Plan 2014-17 : Performance Reporting

#### Protecting People

| No. | Performance Indicator  | 5 Year Average | Apr-Jun 2013 | Target          | Apr- Jun 2014 | Short Trend   | Context and Actions/Response   |
|-----|--|----------------|--------------|-----------------|---------------|---|--|
|     |  |                |              |                 |               |   | <b>Update:</b> The figures show a 14.3% reduction compared with last year.   |
| 22  | <i>Ensure 95% of domestic abuse initial bail checks are conducted within a prescribed timeframe (24hrs)</i>                            | NDA            | NDA          | <b>Increase</b> | 98.3%         |    | <p><b>Context:</b> This KPI relates to when a perpetrator of domestic abuse has been held in custody and released on bail from court. Once Police are notified they thereafter have 24hrs to trace the victim and notify them of the release to prevent further crime and reduce risk and harm to the victim and wider society.</p> <p><b>Update:</b> This area is given a high degree of priority with all possible effort made to deliver these messages within the target time.</p> |
| 23  | <i>No of individuals subject of Multi Agency Tasking and Coordinating - MATAC referrals (High risk perpetrators of domestic abuse)</i> | NDA            | NDA          | --              | 9             |   | <b>Context:</b> This process started in June 2013 and therefore no previous comparative data is available.   |
| 24  | <i>No of individuals subject of Multi Agency Risk Assessment Conferences - MARAC referrals (High risk victims of domestic abuse)</i>   | NDA            | NDA          | --              | 25            |  | <b>Context:</b> This process started in August 2013 and therefore no previous comparative data is available.   |

**NDA** = no data available

**Author:** PC Amy McGregor, Performance Support, Forth Valley Division



**Contact:** [amy.mcgregor@scotland.pnn.police.uk](mailto:amy.mcgregor@scotland.pnn.police.uk) or 01324 678855

# Falkirk Policing Performance Scrutiny Report

## Performance Indicators – 1 April 2014 to 30 June 2014

## Appendix 2

| Falkirk Police Plan 2014-17 : Performance Reporting |  |                |              |          |               |             |   |
|---|--|----------------|--------------|----------|---------------|-------------|---|
| Protecting People                                   |  |                |              |          |               |             |   |
| No.   | Performance Indicator                      | 5 Year Average | Apr-Jun 2013 | Target   | Apr- Jun 2014 | Short Trend | Context and Actions/Response  |
| 25  | CONTEST – measures to be developed locally | This           | measure      | is being | developed.    |             | <p><b>Context:</b> CONTEST is the UK Government's Counter Terrorism Strategy which is organised around 4 work streams, each comprising a number of key objectives:</p> <p><u>Pursue</u>: to stop terrorist attacks</p> <p><u>Prevent</u>: to stop people becoming terrorists or supporting terrorism</p> <p><u>Protect</u>: to strengthen our protection against a terrorist attack</p> <p><u>Prepare</u>: to mitigate the impact of a terrorist attack</p> <p><b>Update:</b></p> |

| Falkirk Police Plan 2014-17 : Performance Reporting |                                |  |              |        |               |   |  |
|---|--------------------------------|--|--------------|--------|---------------|---|--|
| Protecting Places                                   |                                |  |              |        |               |   |  |
| No.   | Performance Indicator          | 5 Year Average   | Apr-Jun 2013 | Target | Apr- Jun 2014 | Short Trend   | Context and Actions/Response   |
| 26  | Total number of Group 4 crimes | <br>552.6 | 424          | Reduce | 390           |  | <p><b>Context:</b> Group 4 Crimes include Fireraising, Vandalism, Reckless Conduct (with a Firearm) and Culpable and Reckless Conduct (not firearms). Vandalism typically makes up 91% of this crime type.</p> <p><b>Update:</b> There has been a 7.8% reduction in the total number of reported Group 4 crimes year to date and a</p> |









NDA = no data available

**Author:** PC Amy McGregor, Performance Support, Forth Valley Division  
**Contact:** [amy.mcgregor@scotland.pnn.police.uk](mailto:amy.mcgregor@scotland.pnn.police.uk) or 01324 678855

# Falkirk Policing Performance Scrutiny Report

## Performance Indicators – 1 April 2014 to 30 June 2014

## Appendix 2

| Falkirk Police Plan 2014-17 : Performance Reporting |                               |  |              |          |               |   |   |
|---|-------------------------------|--|--------------|----------|---------------|---|---|
| Protecting Places                                   |                               |  |              |          |               |   |   |
| No.   | Performance Indicator         | 5 Year Average   | Apr-Jun 2013 | Target   | Apr- Jun 2014 | Short Trend   | Context and Actions/Response  |
|   |                               |  |              |          |               |   | further reduction of 29.4% crimes compared with the 5 year average.   |
| 27  | Group 4 crimes detection rate | <br>35.8%   | 30.9%        | Increase | 36.7%         |    | <p><b>Context:</b> Perpetrators are normally local to the community in which crimes are committed, and community officers focus on identifying them.</p> <p><b>Update:</b> The detection rate for Group 4 Crimes has increased by 5.8 points compared with last year and is up 0.9 points compared with the 5 year average.</p> |
| 28  | Number of vandalism           | <br>501.6   | 384          | Reduce   | 354           |    | <p><b>Context:</b> Most common types of damage are to house windows and to vehicles.</p> <p><b>Update:</b> There has been a 7.8% reduction in the number of reported vandalism and a fall of 29.4% when compared with the 5 year average.</p>   |
| 29  | Vandalism detection rate      | <br>34.2% | 27.6%        | Increase | 32.8%         |  | <p><b>Update:</b> The detection rate for vandalism has risen by 5.2 points compared with last year's figures but is 1.4 points lower than the 5 year average.</p>   |
| 30  | Number of Fireraisings        | <br>30.2  | 19           | Reduce   | 10            |  | <p><b>Update:</b> Crimes of Fireraising are down 66.9% on the 5 year average and also down 47.4% when compared with the same period last year.</p>  |



NDA = no data available


**Author:** PC Amy McGregor, Performance Support, Forth Valley Division  
**Contact:** [amy.mcgregor@scotland.pnn.police.uk](mailto:amy.mcgregor@scotland.pnn.police.uk) or 01324 678855

# Falkirk Policing Performance Scrutiny Report

## Performance Indicators – 1 April 2014 to 30 June 2014

## Appendix 2

| Falkirk Police Plan 2014-17 : Performance Reporting |                                   |  |               |                 |               |   |   |
|---|-----------------------------------|--|---------------|-----------------|---------------|---|---|
| Protecting Places                                   |                                   |  |               |                 |               |   |   |
| No.   | Performance Indicator             | 5 Year Average   | Apr- Jun 2013 | Target          | Apr- Jun 2014 | Short Trend   | Context and Actions/Response  |
| 31  | <i>Fireraising detection rate</i> | <br>33.5% | 15.8%         | <b>Increase</b> | 20%           |  | <b>Update:</b> The detection rate for crimes of Fireraising is up 23.7 points compared with the same period last year and down 24.7% on the 5 year average. |

| Falkirk Police Plan 2014-17 : Performance Reporting |   |                |               |               |               |   |  |
|---|---|----------------|---------------|---------------|---------------|---|--|
| Dealing with Antisocial Behaviour                   |   |                |               |               |               |   |  |
| No.   | Performance Indicator                   | 5 Year Average | Apr- Jun 2013 | Target        | Apr- Jun 2014 | Short Trend   | Context and Actions/Response   |
| 32  | Number of complaints regarding disorder | NDA            | 2943          | <b>Reduce</b> | 2233          |  | <p><b>Context:</b> As incidents of disorder often feature noise/neighbour disputes, work is being undertaken to identify locations where there are repeat occurrences to allow preventive /intervention strategies to be developed by partner agencies. High visibility patrols are directed in accordance with intelligence and information about incidents of recurring disorder involving particular locations or individuals. This includes local community information which identifies any recurring disorder</p> <p><b>Update:</b> There has been a continued reduction in incidents of disorder against last year which follows the long term trend over the past few years. The number of incidents of disorder reported for the 1<sup>st</sup> Qtr has fallen by 710 (24.1%) when compared with the same period last year. Joint TT&amp;CG with Falkirk Council is continuing involving regular partnership liaison and circulation of daily</p> |

NDA = no data available



**Author:** PC Amy McGregor, Performance Support, Forth Valley Division  
**Contact:** [amy.mcgregor@scotland.pnn.police.uk](mailto:amy.mcgregor@scotland.pnn.police.uk) or 01324 678855

# Falkirk Policing Performance Scrutiny Report

## Performance Indicators – 1 April 2014 to 30 June 2014

## Appendix 2

| Falkirk Police Plan 2014-17 : Performance Reporting |                       |                |               |        |               |             |                              |
|---|-----------------------|----------------|---------------|--------|---------------|-------------|------------------------------|
| Dealing with Antisocial Behaviour                   |                       |                |               |        |               |             |                              |
| No.   | Performance Indicator | 5 Year Average | Apr- Jun 2013 | Target | Apr- Jun 2014 | Short Trend | Context and Actions/Response |
|   |                       |                |               |        |               |             | tactical reports.            |

| Falkirk Police Plan 2014-17 : Performance Reporting |   |  |               |        |               |  |  |
|---|---|--|---------------|--------|---------------|--|--|
| Violent Crime                                       |   |  |               |        |               |  |  |
| No.   | Performance Indicator                       | 5 Year Average   | Apr- Jun 2013 | Target | Apr- Jun 2014 | Short Trend  | Context and Actions/Response   |
| 33  | Total number of Group 1: Crimes of Violence | <br>45.8 | 38            | Reduce | 64            |  | <p><b>Context:</b> The 1<sup>st</sup> Qtr of 2014/14 has seen a rise in the overall level of violent crime compared with the same period last year, and is also higher than the 5 year average. The majority of these crimes are detected with the detection rate for this period currently standing at 95.2 %. This is significantly higher than the national detection rate for this crime group which is currently 87.3%. At the time of writing one crime of serious assault and one of robbery are still the subjects of ongoing investigation.</p> <p>There are no notable patterns in respect of location or perpetrator, although consumption of alcohol is a common feature in the majority of incidents. The Criminal Investigation Department has primary responsibility for the investigation of such incidents.</p> <p><b>Update:</b> Group1 crimes of violence are scrutinised on a daily basis and at present there are no clear trends of concern.</p> <p>Crimes of Child Cruelty fall within this category of crime and have risen from 5 for the 1<sup>st</sup> Qtr last year to 11 this</p> |





NDA = no data available

**Author:** PC Amy McGregor, Performance Support, Forth Valley Division  
**Contact:** [amy.mcgregor@scotland.pnn.police.uk](mailto:amy.mcgregor@scotland.pnn.police.uk) or 01324 678855

# Falkirk Policing Performance Scrutiny Report

## Performance Indicators – 1 April 2014 to 30 June 2014

## Appendix 2

| Falkirk Police Plan 2014-17 : Performance Reporting |                                     |   |               |        |               |   |  |
|---|-------------------------------------|---|---------------|--------|---------------|---|--|
| Violent Crime                                       |                                     |   |               |        |               |   |  |
| No.   | Performance Indicator               | 5 Year Average  | Apr- Jun 2013 | Target | Apr- Jun 2014 | Short Trend   | Context and Actions/Response   |
|   |                                     |   |               |        |               |   | year. Serious Assaults account for 40.6% of Group 1 crime. A rise in the numbers reported during the current period has contributed to the overall rise in this group.   |
| 34  | Number of reported Attempted Murder | <br>7      | 3             | Reduce | 6             |    | <p><b>Context:</b> The overall trend for this crime type is downward compared with the 5 year average however generally numbers are low therefore there may be fluctuations.</p> <p><b>Update:</b> Although this period has seen an increase in such crimes compared with last year, all incidents have been detected.</p>   |
| 35  | Number of reported Serious Assault  | <br>20.4 | 12            | Reduce | 26            |  | <p><b>Context:</b> The weekend period is the peak period for serious assaults, often linked to the consumption of alcohol. Most offenders are male. Most assaults are carried out by kicks and punches rather than by use of a weapon.</p> <p><b>Update:</b> Although there has been an increase compared with the previous period, there is no discernable pattern in terms of M/O, victim or offender. Serious Assaults are clustered in the Denny &amp; Larbert wards with again almost 50% of these incidents occurring in private space. Patrols in the affected areas have been increased with 3 licensed premises checks carried out in the vicinity of the Denny incidents to ensure irresponsible licensing has not been a contributory factor. There were no concerns. Issues within a particular street in Denny led us to organise a</p> |

NDA = no data available

**Author:** PC Amy McGregor, Performance Support, Forth Valley Division  
**Contact:** [amy.mcgregor@scotland.pnn.police.uk](mailto:amy.mcgregor@scotland.pnn.police.uk) or 01324 678855



# Falkirk Policing Performance Scrutiny Report

## Performance Indicators – 1 April 2014 to 30 June 2014

## Appendix 2

### Falkirk Police Plan 2014-17 : Performance Reporting

#### Violent Crime

| No. | Performance Indicator      | 5 Year Average   | Apr- Jun 2013 | Target | Apr- Jun 2014 | Short Trend   | Context and Actions/Response   |
|-----|----------------------------|--|---------------|--------|---------------|---|--|
|     |                            |  |               |        |               |   | full multi agency approach to address issues of disorder, anti-social behaviour and violence in the area. Operation Tetra was launched on the 1 <sup>st</sup> of July as a response to the rise in violent crime focussing on violent offenders. Only 2 offenders have been classed as repeat offenders with intrusive bail checks being carried out.  |
| 36  | Number of reported Robbery | <br>6 | 8             | Reduce | 8             |  | <p><b>Context:</b> This category also includes assault with intent to rob. Most crimes involve theft of items from individuals such as mobile phones and small amounts of cash. All cases, regardless of the property taken, are given the priority afforded to crimes of violence and are overseen by the Criminal Investigation Department. Numbers are generally low in this category and fluctuations can be seen from month to month</p> <p><b>Update:</b> There is no discernable pattern in terms of M/O, victim or offender. The number of robberies averages at just over two per month over the longer term however this 1<sup>st</sup> Qtr has seen an increase in this number with 8 occurring in the review period. This was the same level for the same period last year. No patterns or trends have emerged which might inform proactive strategies. Most incidents involve the taking of items such as mobile phones and small sums of money, and are often committed by individuals living a chaotic lifestyle. The majority of incidents involve threats of violence rather than acts of violence.</p> |

NDA = no data available

**Author:** PC Amy McGregor, Performance Support, Forth Valley Division









**Contact:** [amy.mcgregor@scotland.pnn.police.uk](mailto:amy.mcgregor@scotland.pnn.police.uk) or 01324 678855



# Falkirk Policing Performance Scrutiny Report

## Performance Indicators – 1 April 2014 to 30 June 2014

## Appendix 2

| Falkirk Police Plan 2014-17 : Performance Reporting |   |  |               |          |               |   |  |
|---|---|--|---------------|----------|---------------|---|--|
| Violent Crime                                       |   |  |               |          |               |   |  |
| No.   | Performance Indicator   | 5 Year Average   | Apr- Jun 2013 | Target   | Apr- Jun 2014 | Short Trend   | Context and Actions/Response   |
| 37  | Number of reported Petty (common ) Assault  | <br>538.8   | 454           | Reduce   | 463           |    | <p><b>Context:</b> A large number of these assaults occur in residential property or in gardens or nearby streets and involve people known to each other. Alcohol is often a contributory factor. Incidents also occur regularly within the night-time economy of town centres. Patrol plans and staffing profiles are designed to have staff available at the times and locations where incidents in public are likely to occur.</p> <p><b>Update:</b> Levels of assaults continue to reduce measured against preceding years however has risen slightly against the 5 year low seen last year.</p> |
| 38  | <i>Number of detections for Carrying Knives etc &amp; Possession of Offensive Weapons</i> | <br>32.4    | 37            | Increase | 30            |    | <p><b>Context:</b> This crime type is normally as a result of pro-active police work and is linked to stop and search activity (See KPIs 82 &amp; 83).</p> <p><b>Update:</b> The general trend is that detections for this crime type have reduced in this area.</p>   |
| 39  | <i>Attempted Murder detection rate</i>  | <br>90.6% | 100%          | Maintain | 100%          |  | <p><b>Context:</b> Due to low numbers of these crimes detection rates appear as a high percentage.</p> <p><b>Update:</b> All instances of this crime type reported within this period were detected.</p>   |
| 40  | Serious Assault detection rate  | <br>90.7% | 75%           | Increase | 80.8%         |  | <p><b>Context:</b> Crimes are recorded on the date they are reported regardless of when they occurred. Detections are recorded on the date a perpetrator is charged,</p>   |





NDA = no data available

**Author:** PC Amy McGregor, Performance Support, Forth Valley Division  
**Contact:** [amy.mcgregor@scotland.pnn.police.uk](mailto:amy.mcgregor@scotland.pnn.police.uk) or 01324 678855

# Falkirk Policing Performance Scrutiny Report

## Performance Indicators – 1 April 2014 to 30 June 2014

## Appendix 2

| Falkirk Police Plan 2014-17 : Performance Reporting |                                       |  |               |                 |               |   |   |
|---|---------------------------------------|--|---------------|-----------------|---------------|---|---|
| Violent Crime                                       |                                       |  |               |                 |               |   |   |
| No.   | Performance Indicator                 | 5 Year Average   | Apr- Jun 2013 | Target          | Apr- Jun 2014 | Short Trend   | Context and Actions/Response  |
|   |                                       |  |               |                 |               |   | <p>regardless of when the crime was committed. This can mean that in any given month more detections are recorded than the number of crimes that are reported in a particular category. As detection rate is calculated as the proportion of crimes detected against those recorded over a specific period, this can result in detection rates of more than 100% as in this report.</p> <p><b>Update:</b> Group1 crimes of violence are scrutinised on a daily basis and at present there are no trends in respect of perpetrators, victims or locations. Operation Tetra commenced on 1<sup>st</sup> July 2014 aimed at increasing detections relating to serious violent crime.</p> |
| 41  | Robbery detection rate                | <br>69.3%   | 62.5%         | <b>Maintain</b> | 87.7%         |    | <p><b>Context:</b> The CID have primary responsibility for investigation of robberies which are closely scrutinized to discern any emerging trends in respect of location, victim or perpetrator.</p> <p><b>Update:</b> All but one of the 8 robberies had been detected by the end of this reporting period and enquiries continue in respect of the outstanding crime.</p>  |
| 42  | Petty (Common) assault detection rate | <br>80.4% | 78.4%         | <b>Increase</b> | 77.1%         |  | <p><b>Update:</b> There is a slight reduction in the detection rate compared with both the previous year and 5 year average. This may improve as enquiries into these incidents progress.</p>   |






NDA = no data available

**Author:** PC Amy McGregor, Performance Support, Forth Valley Division  
**Contact:** [amy.mcgregor@scotland.pnn.police.uk](mailto:amy.mcgregor@scotland.pnn.police.uk) or 01324 678855

# Falkirk Policing Performance Scrutiny Report

## Performance Indicators – 1 April 2014 to 30 June 2014

## Appendix 2

| Falkirk Police Plan 2014-17 : Performance Reporting |   |   |               |                 |               |   |  |
|---|---|---|---------------|-----------------|---------------|---|--|
| Disrupting Organised Crime                          |   |   |               |                 |               |   |  |
| No.   | Performance Indicator   | 5 Year Average  | Apr- Jun 2013 | Target          | Apr- Jun 2014 | Short Trend   | Context and Actions/Response   |
| 43  | <i>Number of indentified Serious and Organised Crime Groups (SOCGs)</i>     | NDA   | 5             | <b>Increase</b> | 5             |    | <b>Context:</b> This figure is for the number of Serious and Organised Crime Groups for the whole of the Forth Valley Division and cannot be broken down to Area Command Level.  |
| 44  | <i>Number of arrests of Serious and Organised Crime Group members</i>       | NDA   | 26            | <b>Increase</b> | 15            |    | <b>Context:</b> This figure is for the whole of the Forth Valley Division and cannot be broken down to Area Command Level.   |
| 45  | Number of detections for drugs supply, drugs productions, drugs cultivation | <br>60.8 | 45            | <b>Increase</b> | 64            |    | <p><b>Context:</b> Detections for this type of crime is usually as a result of community derived information. Community Teams have an important role in disrupting drug dealing at a local level.</p> <p><b>Update:</b> Performance is up slightly compared with the same period last year. Work is ongoing to develop intelligence with the aim of continuing to identify and tackle drug dealers in our communities.</p> |
| 46  | <i>Signpost Custody Referrals</i>   | NDA   | NDA           |                 | NDA           |   | <p><b>Context:</b> Arrest Referral targets drug and alcohol related offenders at the point of arrest and links individuals with addiction needs into Addiction Services via the Single Point of Referral across Forth Valley.</p> <p><b>Update:</b> Data being developed for future reports.</p>   |
| 47  | Prevent Serious Organised Crime Groups from                                 | NDA   | £124,000      | £1,246,300      | £1,500,000    |  | <b>Context:</b> This measure is part of the Police Scotland "Letting our Communities Flourish" strategy. It is used as a disruption tactic to deter and prevent the operation  |

NDA = no data available


**Author:** PC Amy McGregor, Performance Support, Forth Valley Division  
**Contact:** [amy.mcgregor@scotland.pnn.police.uk](mailto:amy.mcgregor@scotland.pnn.police.uk) or 01324 678855

# Falkirk Policing Performance Scrutiny Report



## Performance Indicators – 1 April 2014 to 30 June 2014

## Appendix 2

### Falkirk Police Plan 2014-17 : Performance Reporting

| Disrupting Organised Crime |  |                |               |            |               |   |  |
|----------------------------|--|----------------|---------------|------------|---------------|---|--|
| No.                        | Performance Indicator  | 5 Year Average | Apr- Jun 2013 | Target     | Apr- Jun 2014 | Short Trend   | Context and Actions/Response   |
|                            | involvement in legitimate enterprise (Forth Valley Div figures)  |                |               |            |               |   | of quasi-legitimate businesses associated with Serious and Organised Crime Groups. These figures relate to Forth Valley Division and are not broken down to Local Authority Level.   |
| 48                         | Applications for confiscation of assets under Proceeds of Crime legislation (Forth Valley Div figures) | NDA            | £41,538       | £3,060,000 | £369,520      |  | <b>Context:</b> This measure quantifies the cash or value of assets or income seized by Police under the Proceeds of Crime Act legislation in order to disrupt the criminal activities of members of organised crime groups. These figures are calculated for the whole of Forth Valley Division and are not broken down to Local Authority Level. |

### Falkirk Police Plan 2014-17 : Performance Reporting

| Crimes of Dishonesty |  |  |               |        |               |   |   |
|----------------------|--|--|---------------|--------|---------------|---|---|
| No.                  | Performance Indicator                  | 5 Year Average   | Apr- Jun 2013 | Target | Apr- Jun 2014 | Short Trend   | Context and Actions/Response  |
| 49                   | Total Number Group 3 Acquisitive Crime | <br>919.6 | 938           | Reduce | 871           |  | <p><b>Context:</b> Group 3 crime is known as acquisitive crime and includes Housebreaking, Opening Lockfast Places (OLP), Motor Vehicle crime, Common Theft, Shoplifting and Fraud.</p> <p><b>Update:</b> The current period, in line with the recent trend, sees an overall reduction in the reported level of these crimes which has reduced by 5.3% compared with the previous year.</p> |

NDA = no data available







**Author:** PC Amy McGregor, Performance Support, Forth Valley Division

**Contact:** [amy.mcgregor@scotland.pnn.police.uk](mailto:amy.mcgregor@scotland.pnn.police.uk) or 01324 678855

# Falkirk Policing Performance Scrutiny Report

## Performance Indicators – 1 April 2014 to 30 June 2014

## Appendix 2

| Falkirk Police Plan 2014-17 : Performance Reporting |   |  |               |                 |               |   |   |
|---|---|--|---------------|-----------------|---------------|---|---|
| Crimes of Dishonesty                                |   |  |               |                 |               |   |   |
| No.   | Performance Indicator   | 5 Year Average   | Apr- Jun 2013 | Target          | Apr- Jun 2014 | Short Trend   | Context and Actions/Response  |
| 50  | <i>Fraud</i>  | <br>62.8    | 90            | <b>Reduce</b>   | 50            |    | <p><b>Context:</b> Fraud covers a wide range of crime types including Taxi Hire Frauds, Bogus Callers committing doorstep crime on usually vulnerable people, online fraud schemes such as bogus lottery wins and inheritance scams to name but a few.</p> <p><b>Update:</b> There was a welcome reduction, down by 44.4%, in the current reporting period compared with the previous year and down 20.4% compared to the 5 year average.</p> |
| 51  | Theft by shoplifting  | <br>179.6   | 201           | <b>Reduce</b>   | 150           |    | <p><b>Context:</b> The most common type of retail premises for shoplifting has been supermarket type premises, with alcohol, foodstuffs and clothing being the most common type of goods taken.</p> <p><b>Update:</b> Compared with the previous year there is a welcome reduction, down 25.4 % on the same time last year, of this crime type taking it to the 2<sup>nd</sup> lowest level in 5 years.</p>                                   |
| 52  | <i>Total No. Group 3 :<br/>Acquisitive Crime -<br/>detection rate</i> | <br>45.6% | 45.4%         | <b>Increase</b> | 42.3%         |  | <p><b>Context:</b> This measure relates to the overall detection rate for all acquisitive (Group 3) crime. The nature of investigations into this crime type often means that detections will occur over time as forensic and other enquires yield information which means this figure will be reasonable expected improve over time.</p>   |





NDA = no data available

**Author:** PC Amy McGregor, Performance Support, Forth Valley Division  
**Contact:** [amy.mcgregor@scotland.pnn.police.uk](mailto:amy.mcgregor@scotland.pnn.police.uk) or 01324 678855

# Falkirk Policing Performance Scrutiny Report

## Performance Indicators – 1 April 2014 to 30 June 2014

## Appendix 2

| Falkirk Police Plan 2014-17 : Performance Reporting |                                     |  |               |                 |               |   |   |
|---|-------------------------------------|--|---------------|-----------------|---------------|---|---|
| Crimes of Dishonesty                                |                                     |  |               |                 |               |   |   |
| No.   | Performance Indicator               | 5 Year Average   | Apr- Jun 2013 | Target          | Apr- Jun 2014 | Short Trend   | Context and Actions/Response  |
|   |                                     |  |               |                 |               |   | <b>Update:</b> The overall detection rate for acquisitive crimes has dropped by 3.2 percentage points compared with same period last year. Concentration on violence detection by Community Investigation Unit staff has abstracted them from Group 3 named suspects – A proactive operation is being scoped to address the reduction in this area.   |
| 53  | <i>Fraud - detection rate</i>       | <br>75.8%   | 63.3%         | <b>Increase</b> | 66%           |    | <p><b>Context:</b> Due to the detailed investigation nature of fraud crimes, enquiries may be protracted and these figures may rise over time.</p> <p><b>Update:</b> The overall detection rate for Fraud related crimes has increased by 2.7 percentage points compared with same period last year. Concentration on violence detection by Community Investigation Unit staff has abstracted them from Group 3 named suspects – A proactive operation is being scoped to address the reduction in this area.</p> |
| 54  | Theft by shoplifting detection rate | <br>87.1% | 84.6%         | <b>Increase</b> | 81.3%         |  | <p><b>Context:</b> Police work in partnership with retailers to combat shoplifting particularly organised crime groups.</p> <p><b>Update:</b> The detection rate of this crime type is normally high however, is currently 3.2 percentage points lower than last year. There is potential for the current figure, to rise as lines of enquiry with named suspects are pursued.</p>  |

NDA = no data available

**Author:** PC Amy McGregor, Performance Support, Forth Valley Division  
**Contact:** [amy.mcgregor@scotland.pnn.police.uk](mailto:amy.mcgregor@scotland.pnn.police.uk) or 01324 678855







# Falkirk Policing Performance Scrutiny Report

## Performance Indicators – 1 April 2014 to 30 June 2014

## Appendix 2

### Falkirk Police Plan 2014-17 : Performance Reporting

#### Crimes of Dishonesty

| No. | Performance Indicator                             | 5 Year Average   | Apr- Jun 2013 | Target   | Apr- Jun 2014 | Short Trend   | Context and Actions/Response  |
|-----|---|--|---------------|----------|---------------|---|---|
| 55  | Theft by housebreaking (All Types)                | <br>106     | 115           | Reduce   | 154           |    | <p><b>Context:</b> Housebreakings (HBs) or attempts are classified in three categories by police. These are Commercial Property, Residential Dwellings and Other Domestic Buildings such as garages and sheds.</p> <p>Many crimes are opportunistic, most occurring when occupants are out. Police continue to provide security advice to communities to reduce such opportunities.</p> <p><b>Update:</b> During the review period there were several crimes series (linked crimes) identified and persons detected as a result of enquiries. These related to a number of residential housebreaking crimes where high value jewellery was targeted and another series of linked crimes where high value vehicles were stolen by breaking into houses for the keys. These crimes were committed by travelling criminals.</p> <p>A weekly Operation RAC initiative is being maintained to tackle the ongoing nature of these crimes.</p> |
| 56  | <i>Theft by housebreaking (residential)</i>       | <br>46.4    | 48            | Reduce   | 47            |    |   |
| 57  | Theft by housebreaking (All Types) detection rate | <br>23.1% | 14.8%         | Increase | 46.8%         |  |   |

NDA = no data available



**Author:** PC Amy McGregor, Performance Support, Forth Valley Division



**Contact:** [amy.mcgregor@scotland.pnn.police.uk](mailto:amy.mcgregor@scotland.pnn.police.uk) or 01324 678855

# Falkirk Policing Performance Scrutiny Report

## Performance Indicators – 1 April 2014 to 30 June 2014

## Appendix 2

| Falkirk Police Plan 2014-17 : Performance Reporting |   |  |               |                 |               |   |  |
|---|---|--|---------------|-----------------|---------------|---|--|
| Crimes of Dishonesty                                |   |  |               |                 |               |   |  |
| No.   | Performance Indicator                             | 5 Year Average   | Apr- Jun 2013 | Target          | Apr- Jun 2014 | Short Trend   | Context and Actions/Response   |
|   |   |  |               |                 |               |   | welcome rise in the number of detections up from the same period last year and by about 32 percentage points to a 5 year high of 46.8%. The increase in housebreaking crime detections as a result of the focus provided under Operation RAC has been reflected nationally with a figure of 30.8% in Qtr 1 for Police Scotland as a whole. |
| 58  | Theft by housebreaking residential detection rate | <br>26.4% | 15.8%         | <b>Increase</b> | 24.1%         |  | <b>Update:</b> It is encouraging that despite the rise in the number of reported crimes in this group there has also been an increase in the number of detections for these crimes.  |

| Falkirk Police Plan 2014-17 : Performance Reporting |                                  |   |               |               |               |   |  |
|---|----------------------------------|---|---------------|---------------|---------------|---|--|
| Making Roads Safer                                  |                                  |   |               |               |               |   |  |
| No.   | Performance Indicator            | 5 Year Average  | Apr- Jun 2013 | Target        | Apr- Jun 2014 | Short Trend   | Context and Actions/Response   |
| 59  | Number of injury road collisions | <br>68 | 65            | <b>Reduce</b> | 52            |  | <b>Context:</b> The figures shown provide a comparison over the 1 <sup>st</sup> Qtr with the same period the previous year. Although there may be increases and decreases at different times in the figures compared across any 3 month period, the long-term trend over the past decade shows a significant reduction in the number of injury road collisions. The first Qtr has followed this trend with a 20% reduction compared with the previous year and a |

NDA = no data available



**Author:** PC Amy McGregor, Performance Support, Forth Valley Division  
**Contact:** [amy.mcgregor@scotland.pnn.police.uk](mailto:amy.mcgregor@scotland.pnn.police.uk) or 01324 678855



# Falkirk Policing Performance Scrutiny Report

## Performance Indicators – 1 April 2014 to 30 June 2014

## Appendix 2

| Falkirk Police Plan 2014-17 : Performance Reporting |  |   |               |        |               |   |   |
|---|--|---|---------------|--------|---------------|---|---|
| Making Roads Safer                                  |  |   |               |        |               |   |   |
| No.   | Performance Indicator                        | 5 Year Average  | Apr- Jun 2013 | Target | Apr- Jun 2014 | Short Trend   | Context and Actions/Response  |
|   |  |   |               |        |               |   | <p>23.5% reduction compared with the 3 yr average. There are a number of factors which have achieved that result including improvements to vehicle safety, better roads engineering and police enforcement of provisions known to impact on the likelihood of injury collisions. The latter includes speeding and wearing of seat belts</p> <p>Police use analysis of collision data to highlight roads which may present a particular risk and produce a plan to address the factors which can contribute to that risk. This may include the use of static or mobile speed cameras, high visibility patrol and enhanced publicity about driver behaviour. In some instances where data identifies a particular risk group, there will be special initiatives to counter this.</p> <p><b>Update:</b> The majority of collisions resulting in serious injury occurred on rural roads with a speed limit of 60 mph. The attached table and maps provide greater detail in relation to collisions and casualties. Installation of traffic lights at the M9 slip road with A905 Glensburgh Road and at the Earlsgate roundabout began by the end of 2013 and became operational in July, which is hoped will improve the traffic flow on that area and reduce collisions.</p> |
| 60  | Number of people killed or seriously injured | <br>13.7 | 9             | Reduce | 9             |  | <p><b>Context:</b> The comments above in relation to injury collisions apply generally to casualties as well. The definition of serious injury is given in the information pack issued to members.</p>  |







NDA = no data available

**Author:** PC Amy McGregor, Performance Support, Forth Valley Division  
**Contact:** [amy.mcgregor@scotland.pnn.police.uk](mailto:amy.mcgregor@scotland.pnn.police.uk) or 01324 678855

# Falkirk Policing Performance Scrutiny Report

## Performance Indicators – 1 April 2014 to 30 June 2014

## Appendix 2

| Falkirk Police Plan 2014-17 : Performance Reporting |   |   |               |        |               |   |  |
|---|---|---|---------------|--------|---------------|---|--|
| Making Roads Safer                                  |   |   |               |        |               |   |  |
| No.   | Performance Indicator                                   | 5 Year Average  | Apr- Jun 2013 | Target | Apr- Jun 2014 | Short Trend   | Context and Actions/Response   |
|   |   |   |               |        |               |   | <b>Update:</b> This period shows a significant reduction against the previous year with a return to levels below the 3 year average. There have been no fatalities since the previous reporting period, however this will change in the next reporting period with the family of 4 killed on the A801 in July and the fatal collision where one man died in Bo'ness in August; both of these tragic incidents involved cars colliding with Heavy Goods Vehicles. |
| 61  | Number of children killed or seriously injured          | <br>3  | 1             | Reduce | 1             |    | <b>Context:</b> No child fatalities have been reported in the previous 5 year period.<br><br><b>Update:</b> Joint tasking with DRPU is contributing to this reduction.   |
| 62  | Number of people slightly injured                       | <br>73 | 72            | Reduce | 55            |    | <b>Update:</b> This also follows the longer term downward trend with a 23.6% reduction compared with last year.  |
| 63  | Number of Drivers under the influence of Drink or Drugs | 47.4  | 41            |        | 39            |  | <b>Context:</b> This measure indicates pro-activity in combating the risks posed by persons driving under the influence of alcohol or drugs.<br><br><b>Update:</b> There has been an increase of 4.8% in the number of drivers caught driving under the influence when compared with last year but the figure is inline with the 5 year average.   |
| 64  | Number of dangerous driving offences                    | 18.6  | 13            |        | 19            |  | <b>Context:</b> Speeding and the use of mobile phones while driving are recognised as two potential contributory factors in road collisions. Regular speed checks and  |

NDA = no data available



**Author:** PC Amy McGregor, Performance Support, Forth Valley Division

**Contact:** [amy.mcgregor@scotland.pnn.police.uk](mailto:amy.mcgregor@scotland.pnn.police.uk) or 01324 678855

# Falkirk Policing Performance Scrutiny Report

## Performance Indicators – 1 April 2014 to 30 June 2014

## Appendix 2

| Falkirk Police Plan 2014-17 : Performance Reporting |                               |                |               |        |               |   |  |
|---|-------------------------------|----------------|---------------|--------|---------------|---|--|
| Making Roads Safer                                  |                               |                |               |        |               |   |  |
| No.   | Performance Indicator         | 5 Year Average | Apr- Jun 2013 | Target | Apr- Jun 2014 | Short Trend   | Context and Actions/Response   |
|   |                               |                |               |        |               |   | other initiatives provide the opportunity not only for enforcement of the legislation but also the education of drivers.   |
| 65  | Number of speeding offences   | 379.4          | 350           |        | 578           |    | <p><b>Context:</b> Speeding and the use of mobile phones while driving are recognised as two potential contributory factors in road collisions. Regular speed checks and other initiatives provide the opportunity not only for enforcement of the legislation but also the education of drivers. Operational campaigns against speeding, mobile phones etc are widely publicised and results reported on through various media.</p> <p><b>Standard Actions:</b> Analysis of accident data and other roads information highlight locations where enforcement and prevention might be most effective, and resources are deployed accordingly. Operational campaigns against speeding, mobile phones etc. are widely publicised and results reported on through various media.</p> <p>At a local level, speeding is often identified as a local community priority through the process of Police and Communities Together (PACT) and often features in the Multi Member Ward Plans. The response will be tailored to local circumstances, and results reported through PACT.</p> |
| 66  | Number of seat belts offences | 371.2          | 369           |        | 169           |  | <p><b>Context:</b> Not wearing a seat belt is recognised as a potential contributory factor in injury road collisions. Regular speed checks and other initiatives provide the</p>  |


NDA = no data available


**Author:** PC Amy McGregor, Performance Support, Forth Valley Division  
**Contact:** [amy.mcgregor@scotland.pnn.police.uk](mailto:amy.mcgregor@scotland.pnn.police.uk) or 01324 678855

# Falkirk Policing Performance Scrutiny Report

## Performance Indicators – 1 April 2014 to 30 June 2014

## Appendix 2

| Falkirk Police Plan 2014-17 : Performance Reporting |                                 |                |               |        |               |   |  |
|---|---------------------------------|----------------|---------------|--------|---------------|---|--|
| Making Roads Safer                                  |                                 |                |               |        |               |   |  |
| No.   | Performance Indicator           | 5 Year Average | Apr- Jun 2013 | Target | Apr- Jun 2014 | Short Trend   | Context and Actions/Response   |
|   |                                 |                |               |        |               |   | <p>opportunity not only for enforcement of the legislation but also the education of drivers.</p> <p><b>Update:</b> Despite proactive activity, the compliance rate has resulted in this reduction.</p>  |
| 67  | Number of mobile phone offences | NDA            | 199           |        | 160           |  | <p><b>Context:</b> Speeding and the use of mobile phones while driving are recognised as two potential contributory factors in road collisions. Regular speed checks and other initiatives provide the opportunity not only for enforcement of the legislation but also the education of drivers. Operational campaigns against speeding, mobile phones etc are widely publicised and results reported on through various media.</p> <p><b>Update:</b> Despite proactive activity, the compliance rate has resulted in this reduction.</p> |

| Falkirk Police Plan 2014-17 : Performance Reporting |   |                |               |        |               |   |   |
|---|---|----------------|---------------|--------|---------------|---|---|
| Cross Cutting Themes                                |   |                |               |        |               |   |   |
| No.   | Performance Indicator                   | 5 Year Average | Apr- Jun 2013 | Target | Apr- Jun 2014 | Short Trend   | Context and Actions/Response  |
| <b>Alcohol</b>                                      |   |                |               |        |               |   |   |
| 68  | Number of problematic licensed premises | NDA            | 1 Failed Test |        | 0             |  | <p><b>Context:</b> This area of work and the following two indicators form part of the multi agency partnership</p> |



NDA = no data available

**Author:** PC Amy McGregor, Performance Support, Forth Valley Division  
**Contact:** [amy.mcgregor@scotland.pnn.police.uk](mailto:amy.mcgregor@scotland.pnn.police.uk) or 01324 678855

# Falkirk Policing Performance Scrutiny Report

## Performance Indicators – 1 April 2014 to 30 June 2014

## Appendix 2

| Falkirk Police Plan 2014-17 : Performance Reporting |  |                |                               |        |               |   |   |
|---|--|----------------|-------------------------------|--------|---------------|---|---|
| Cross Cutting Themes                                |  |                |                               |        |               |   |   |
| No.   | Performance Indicator  | 5 Year Average | Apr- Jun 2013                 | Target | Apr- Jun 2014 | Short Trend   | Context and Actions/Response  |
|   | <i>inspections carried out (On/Off Sales Premises)</i>       |                | Purchase Off Sales (8 visits) |        |               |   | drawn together in the action plan for the Single Outcome Agreement Prevention and Intervention area around Alcohol and Antisocial Behaviour offending.<br><br><b>Update :</b> Through daily management and oversight of licensed premises where crimes and intelligence exist indicating that they should be classed as a 'problematic premises', there have been no licensed premises classed as such. The definition of 'problematic premises' is:- 'Evidence exists of a licensed premises operating in a manner inconsistent with the licensing objectives or out with the conditions of a Premises Licence and where local police intervention or support has failed or is unlikely to succeed in resolving the issues'. |
| 69  | <i>Number of Monitored Premises subject to interventions</i> | NDA            | 2                             |        | 0             |  | <b>Context:</b> As indicator 68, however the definition of a 'monitored premises' is any licensed premises which requires additional supervision or support.<br><br><b>Update:</b> There have been no premises falling into this category. This reduction may be as a result of close monitoring and management of licensed premises and may depict the compliance of licensing regulations / policy.   |
| 70  | <i>Number of Test Purchase Operations</i>                    | NDA            | 12                            |        | 0             |  | <b>Context:</b> As indicator 68<br><br><b>Update:</b> A lack of intelligence and increase in compliance has led to this reduction.  |








NDA = no data available

**Author:** PC Amy McGregor, Performance Support, Forth Valley Division  
**Contact:** [amy.mcgregor@scotland.pnn.police.uk](mailto:amy.mcgregor@scotland.pnn.police.uk) or 01324 678855

# Falkirk Policing Performance Scrutiny Report

## Performance Indicators – 1 April 2014 to 30 June 2014

## Appendix 2

| Falkirk Police Plan 2014-17 : Performance Reporting |  |                |               |        |               |   |  |
|---|--|----------------|---------------|--------|---------------|---|--|
| Cross Cutting Themes                                |  |                |               |        |               |   |  |
| No.   | Performance Indicator  | 5 Year Average | Apr- Jun 2013 | Target | Apr- Jun 2014 | Short Trend   | Context and Actions/Response   |
| 71  | Number of detections for Consuming Alcohol in a designated place (where appropriate byelaws exist) | NDA            | 28            |        | 25            |    | <p><b>Context:</b> This small reduction might also indicate a general reduction in such behaviour.</p> <p><b>Update:</b> Despite proactivity, there has been a reduction in the number of persons caught breaching these byelaws. This reduction can be logically linked with reductions also seen in KPI's 7, 8 (Children offending or warned) and 32 (Incidents of Anti-social Behaviour).</p>   |
| Community Confidence and Satisfaction               |  |                |               |        |               |   |  |
| 72  | Public confidence in the police (% satisfied) (Divisional Level)                                   | NDA            |               |        | 78.5%         |    | <p><b>Context:</b> The method previously used by Central Scotland Police to gather information on public satisfaction has recently been replaced by a national process. CSP data is no longer comparable with the national figures, hence there are no data for previous years.</p> <p>Community confidence and satisfaction remains at the core of the approach in Forth Valley Division. Staff are encouraged to focus on the needs of the individual at all stages of contact across all types of situation.</p> <p><b>Update:</b> Data is currently only available for Forth Valley Division as a whole. All indicators are positive at this time.</p> |
| 73  | Treatment by staff on first contact (Divisional Level)   | NDA            |               |        | 93.3%         |    |  |
| 74  | Service received at first contact (Divisional Level)   | NDA            |               |        | 89.9%         |   |  |
| 75  | Treatment by officers attending incident (Divisional Level)  | NDA            |               |        | 86.1%         |  |  |
| 76  | Fair treatment by police in dealing with incident (Divisional Level)                               | NDA            |               |        | 90.2%         |  |  |
| 77  | Treated with respect by police in dealing with   | NDA            |               |        | 93.3%         |  |  |

NDA = no data available



**Author:** PC Amy McGregor, Performance Support, Forth Valley Division

**Contact:** [amy.mcgregor@scotland.pnn.police.uk](mailto:amy.mcgregor@scotland.pnn.police.uk) or 01324 678855

# Falkirk Policing Performance Scrutiny Report

## Performance Indicators – 1 April 2014 to 30 June 2014

## Appendix 2

| Falkirk Police Plan 2014-17 : Performance Reporting |  |                |               |        |               |   |   |
|---|--|----------------|---------------|--------|---------------|---|---|
| Cross Cutting Themes                                |  |                |               |        |               |   |   |
| No.   | Performance Indicator  | 5 Year Average | Apr- Jun 2013 | Target | Apr- Jun 2014 | Short Trend   | Context and Actions/Response  |
|   | incident (Divisional Level)  |                |               |        |               |   |   |
| 78  | Adequately informed re progress of incident (Divisional Level)   | NDA            |               |        | 65.4%         |    |   |
| 79  | Average length of time taken to attend at the scene of Emergency (Grade 1) classified incidents (Divisional Level) | NDA            | NDA           |        | NDA           | NDA   | <p><b>Context:</b> The format previously used by Central Scotland Police to publish information on attendance at emergency calls has recently been replaced by a national one. The data from the new format is currently being collated, and this will be reported in due course.</p> <p><b>Update:</b> No current update</p>   |
| 80  | Number of complaints about the police  | NDA            | NDA           |        | 12            |  | <p><b>Context:</b> In order to ensure consistency across all Divisions in the reporting of levels of complaints about the Police a common reporting format is being developed. Work is ongoing to assess what information can be routinely provided to local scrutiny boards. The data contained in this section of the Performance Scrutiny Report applies to Forth Valley Division as a whole and reflects the categories which are currently provided from the national performance system.</p> <p>A single complaint may contain a number of allegations. These may relate to the behaviour of individual members of staff either “On Duty” or “Off Duty”, or to an issue in respect of the “Quality of Service” delivered by the organisation. NB One complaint might contain a combination of the different types of Allegations.</p> |

**NDA** = no data available




**Author:** PC Amy McGregor, Performance Support, Forth Valley Division

**Contact:** [amy.mcgregor@scotland.pnn.police.uk](mailto:amy.mcgregor@scotland.pnn.police.uk) or 01324 678855

# Falkirk Policing Performance Scrutiny Report

## Performance Indicators – 1 April 2014 to 30 June 2014

## Appendix 2

| Falkirk Police Plan 2014-17 : Performance Reporting |  |                |               |        |               |   |  |
|---|--|----------------|---------------|--------|---------------|---|--|
| Cross Cutting Themes                                |  |                |               |        |               |   |  |
| No.   | Performance Indicator  | 5 Year Average | Apr- Jun 2013 | Target | Apr- Jun 2014 | Short Trend   | Context and Actions/Response   |
|   |  |                |               |        |               |   | <p><b>Update:</b> To allow some measure of proportionality, this figure is also expressed per 10,000 police incidents. This gives a result of 16.2 complaints per 10,000 Police Incidents.</p> <p>For the period April - June there have been a total of 12 allegations – these are classified as 16 On Duty, 1 Off duty and 2 Quality of Service.</p> <p>There have been no discernible patterns or trends from the complaints in respect of individuals, police business units or locations.</p> |
| Engagement  |  |                |               |        |               |   |  |
| 81  | Number and percentage of community council meetings personally attended by officer   | NDA            | NDA           |        | 59 (95.5%)    |    | <p><b>Context:</b> This indicator is new and continues to be developed. The aim is to have a Community Officer attend as many meetings as possible.</p> <p><b>Update:</b> Out of a possible 45 meetings Apr - Jun 2014, police attended at 43.</p>   |
| 82  | Number and percentage of community council meetings receiving standard update report | NDA            | NDA           |        | 2 (100%)      |  | <p><b>Context:</b> This indicator is new and continues to be developed. The aim is to achieve 100% report submission rates where an officer is unable to attend a community council meeting in person.</p> <p><b>Update:</b> Out of the 2 meetings not attended, 2 received updates.</p>   |
| Stop and Search                                     |  |                |               |        |               |   |  |
| 83  | Stop and searches  | NDA            | 1850          |        | 1035          |  | <p><b>Context:</b> There has been a particular focus on stop</p>   |

NDA = no data available

**Author:** PC Amy McGregor, Performance Support, Forth Valley Division  
**Contact:** [amy.mcgregor@scotland.pnn.police.uk](mailto:amy.mcgregor@scotland.pnn.police.uk) or 01324 678855



# Falkirk Policing Performance Scrutiny Report

## Performance Indicators – 1 April 2014 to 30 June 2014

## Appendix 2

| Falkirk Police Plan 2014-17 : Performance Reporting |   |                |               |                 |               |             |  |
|---|---|----------------|---------------|-----------------|---------------|-------------|--|
| Cross Cutting Themes                                |   |                |               |                 |               |             |  |
| No.   | Performance Indicator   | 5 Year Average | Apr- Jun 2013 | Target          | Apr- Jun 2014 | Short Trend | Context and Actions/Response   |
|   | conducted   |                |               |                 |               |             | and search activities to help reduce the incidence and potential severity of the outcome off violence and address the misuse of drugs and alcohol. These activities are not random but are intelligence-led and targeted.<br><br><b>Update:</b> This reduction, down -44% coincides with reductions in levels of ASB and disorder, as per section 32.  |
| 84  | Number and percentage of positive stop and searches conducted   | NDA            | 319<br>17.2%  | <b>Increase</b> | 272<br>26.2%  | ↑           | <b>Context:</b> The main types of property uncovered during search are drugs, alcohol and weapons<br><br><b>Update:</b> Whilst the number of positive stop searches has reduced, a focus on intelligence led use of this as a pro-active tool has resulted in an increase in the proportion of searches yielding positive results, up from 17.2% last year to 26.2% for the same period this year. |
| Service Improvement                                 |   |                |               |                 |               |             |  |
| 85  | <i>Percentage of planned improvement activities in Divisional Improvement Plan (DIP) achieved: Within planned timescale</i> | NDA            | NDA           |                 | NDA           |             | Data being developed for future reports.   |
| 86  | <i>Percentage of planned improvement activities in Divisional</i>   | NDA            | NDA           |                 | NDA           |             | Data being developed for future reports.   |

**NDA** = no data available

**Author:** PC Amy McGregor, Performance Support, Forth Valley Division  
**Contact:** [amy.mcgregor@scotland.pnn.police.uk](mailto:amy.mcgregor@scotland.pnn.police.uk) or 01324 678855

**Falkirk Policing Performance Scrutiny Report**  
**Performance Indicators – 1 April 2014 to 30 June 2014**

**Appendix 2**

| <b>Falkirk Police Plan 2014-17 : Performance Reporting</b> |  |                       |                      |               |                      |                    |                                     |
|--|--|-----------------------|----------------------|---------------|----------------------|--------------------|-------------------------------------|
| <b>Cross Cutting Themes</b>                                |  |                       |                      |               |                      |                    |                                     |
| <b>No.</b>   | <b>Performance Indicator</b>   | <b>5 Year Average</b> | <b>Apr- Jun 2013</b> | <b>Target</b> | <b>Apr- Jun 2014</b> | <b>Short Trend</b> | <b>Context and Actions/Response</b> |
|  | <i>Improvement Plan (DIP) achieved: Within one month of end of timescale</i> |                       |                      |               |                      |                    |                                     |

**NDA** = no data available

**Author:** PC Amy McGregor, Performance Support, Forth Valley Division  
**Contact:** [amy.mcgregor@scotland.pnn.police.uk](mailto:amy.mcgregor@scotland.pnn.police.uk) or 01324 678855