



# LOCAL PLAN PERFORMANCE REPORT FOR FALKIRK



**SCOTTISH**  
**FIRE AND RESCUE SERVICE**  
Working together for a safer Scotland

Year to-date Report, 1<sup>st</sup> April – 30th September 2014

**Working together  
for a safer Scotland**



**Falkirk Council**

## DISCLAIMER

The figures included in this report are provisional and subject to change as a result of quality assurance and review. The statistics quoted are internal management information published in the interests of transparency and openness. The Scottish government publishes Official Statistics each year which allow for comparisons to be made over longer periods of time.

Please ensure any external partners in receipt of these reports are aware of this.

## CONTENTS

- 1 Introduction
- 2 Performance Scorecard
- 3 Priority Performance Reporting
  - Local Risk Management and Preparedness*
  - All accidental dwelling fires (ADFs)*
  - All fire casualties (fatal & non-fatal (incl. precautionary checkups))*
  - All deliberate fires*
  - All non domestic fires*
  - Special Service - casualties (fatal & non-fatal)*
  - False Alarm - Equipment failure*
- 4 Appendices
- 5 Glossary

## Introduction

This performance report provides information on our prevention, protection and operational response activities within the Falkirk Council area over the year to-date period 1st April – 30th September 2014.

The Scottish Government provides an overarching vision for public services. This vision is supported by 16 National Outcomes which demonstrate commitment to creating a more successful country, with opportunities for all of Scotland to flourish, through increasing sustainable growth. The Scottish Fire and Rescue Service (SFRS) can make a significant contribution to improving these outcomes in the Falkirk Council area by contributing to the Community Planning Partnership arrangements across the area.

The national priorities for the SFRS are set out in the Fire and Rescue Framework for Scotland. The SFRS Strategic Plan outlines how the SFRS will deliver against these priorities and the outcomes against which this delivery can be measured.

The priorities contained within the Local Fire and Rescue Plan for the Falkirk Council area reflects the Falkirk Council Strategic Community Plan 2010-2015, the Falkirk Council Community Safety Partnership Strategic Assessment 2011-2014 and the Falkirk Council Community Planning Partnership, Single Outcome Agreement 2014-17. The Single Outcome Agreement includes a range of key themes focused on delivering improved outcomes for communities of the Falkirk Council area. The key themes that this plan contributes to are;

- Economic Recovery and Growth,
- Early Years, Children and Young People,
- Safer, Stronger Communities and Reducing Reoffending,
- Health Inequalities and Physical Activity,
- Outcomes for Older People,
- Poverty and Welfare Reform.

The aims of the local Fire & Rescue Service in the Falkirk Council area are to reduce deaths, injuries and damage to property from fires and other emergency events. We aim to achieve this by working in partnership, being pro-active and targeting our prevention and protection activities to where they are most required, based on evidence.

Within the Local Fire and Rescue Plan for Falkirk Council 2014 - 2017, 7 priorities for the local Fire and Rescue Service have been identified;

- Priority 1. Local Risk Management and Preparedness,
- Priority 2. Reduction of Accidental Dwelling Fires,
- Priority 3. Reduction in Fire Casualties and Fatalities,
- Priority 4. Reduction of Deliberate Fire Setting,
- Priority 5. Reduction of Fires in Non Domestic Property,
- Priority 6. Reduction in Casualties from Non Fire Emergencies,
- Priority 7. Reduction of Unwanted Fire Alarm Signals.

Area Manager Gary Laing  
Local Senior Officer for Falkirk & West Lothian  
Gary.laing@firescotland.gov.uk

## 2. Performance Scorecard

We measure how well we are meeting our priorities using 6 key indicators, depicted below

Key performance indicator	Q2 - Apr to (& incl.) Sep					RAG rating
	10/11	11/12	12/13	13/14	14/15	YTD
All accidental dwelling fires (ADFs)	55	53	44	68	48	●
All fire casualties (fatal & non-fatal (incl. precautionary	14	11	7	19	6	●
All deliberate fires	473	311	199	297	226	●
All non domestic fires	40	36	30	38	21	●
Special Service - casualties (fatal & non-fatal)	52	53	60	43	42	●
False Alarm - Equipment failure	370	389	440	390	376	●

### RAG rating - KEY

◆	RED DIAMOND	10% higher than the previous equivalent quarter (or YTD period), or local target not achieved.
▲	YELLOW TRIANGLE	Up to 9% higher than the previous equivalent quarter (or YTD period), or local target not achieved.
●	GREEN CIRCLE	Equal to or improved upon the previous equivalent quarter (or YTD period), or local target achieved.

### Note

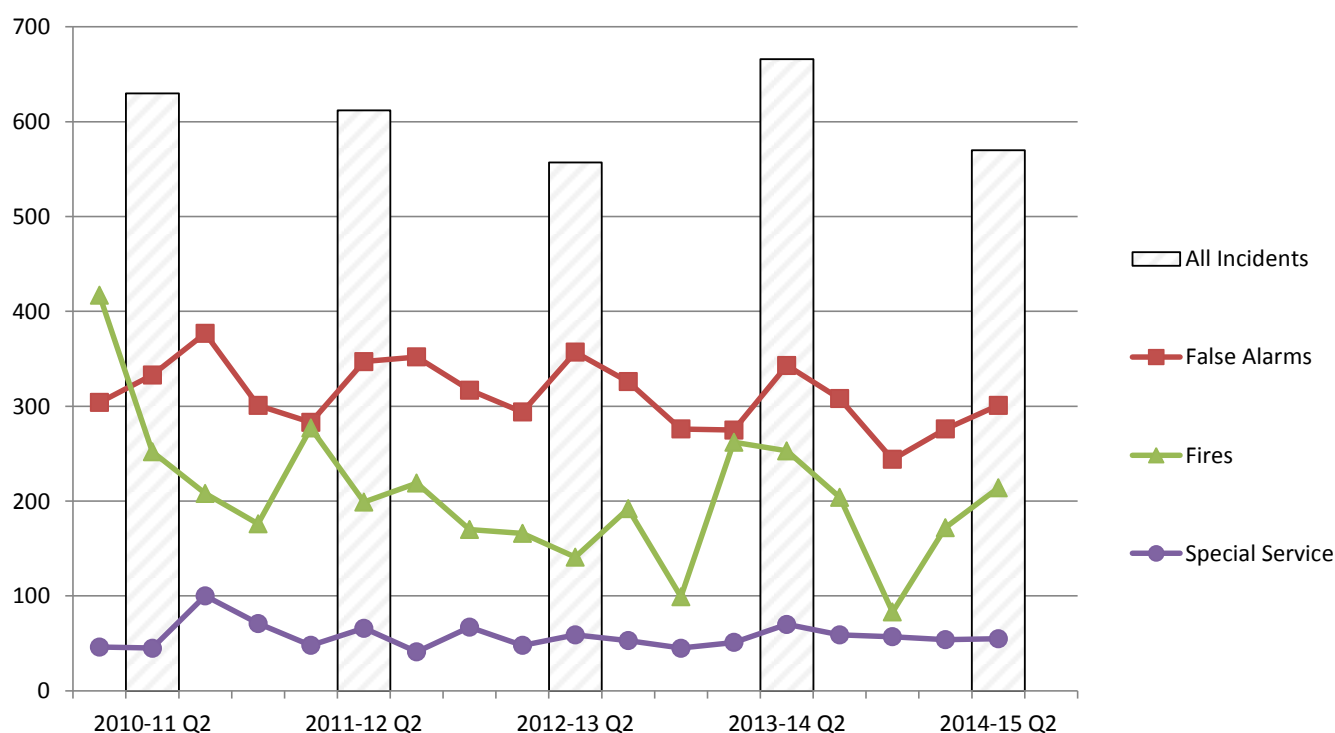
Quarterly comparison RAG Rating = the reporting period compared to the average of the three previous quarterly reporting periods.

Year to Date RAG Rating = the cumulative total of all quarterly performance in current year compared to cumulative total of all quarterly performance in previous year.

### Incident Overview

During Q2 2014-15, SFRS responded to a total of 507 incidents within the Falkirk Council area. This is a reduction of 23% (87 incidents) when compared to the same reporting period on the previous year.

The chart below illustrates the quarterly incidents attended within the Falkirk council since 01st April 2010



Priority I

**Local Risk Management and Preparedness**

The Service must identify, prioritise and plan to meet the risks in each local community.

We said we would:

- train our staff to deal with our local risks
- gather and analyse risk information
- work with partners to mitigate risks
- deal with major events.

Train our staff to deal with our local risks

Our operational staff have continued to undertake routine and risk specific skill acquisition and maintenance training.

During the Q2 2014-15 period the main focus of the Maintenance Phase Development Planner for firefighters was placed upon incidents in Rural areas, involving Water & Flooding and Railways.

Gather and analyse risk information

Our operational staff continue to gather and analyse local risk information and operational intelligence which is used in our preparations to resolve incidents.

We conduct Post Incident Debriefs through the use of a Structured Debriefing process, to identify any lessons that can be learned from our preparedness and response to emergency events.

We use Urgent Operational Intelligence Briefings to inform our operational staff of any safety critical information.

Work with partners to mitigate risks

We continue to be an active member of the Forth Valley Local Resilience Partnership.

We share information with local authority partners and other key stakeholders (e.g. Police Scotland) to ensure emergency event risks are mitigated.

Deal with major events

The SFRS assisted other Category I responders to deal with a multi-fatal Road Traffic Collision during Q2 2014-15. Due to the nature of this incident SFRS employees are offered Post Traumatic Stress Disorder counselling. There were no major fire events.

## Priority 2

### Reduction of 'All accidental dwelling fires (ADFs)'

Accidental dwelling fires can have devastating effects on our community. The SFRS is committed to keeping people safe in their homes. We share information with partners to make sure that the right people get the right information they need, particularly those who are vulnerable due to age, isolation or addiction. Reduction of Accidental Dwelling Fires contributes to the Falkirk Council CPP Single Outcome Agreement of; Early Years, Children and Young People, Safer, Stronger Communities and Reducing Reoffending, Health Inequalities and Physical Activity, Outcomes for Older People, and Poverty and Welfare Reform.

#### Results

Against a local target of continually reducing Accidental Dwelling Fires on a year on year basis that contributes towards the SFRS target of a 10% reduction, over a three-year rolling period, we have seen a 29% decrease in incidents compared to the same year to-date period in 2013-14. However, when comparing Q2 to the previous quarter the trend in incidents is slightly upward. It is noted that the number of incidents /10,000 population is below that of a comparator local authority and Scotland during Q2 2014-15 and the 5 year trendline is static.

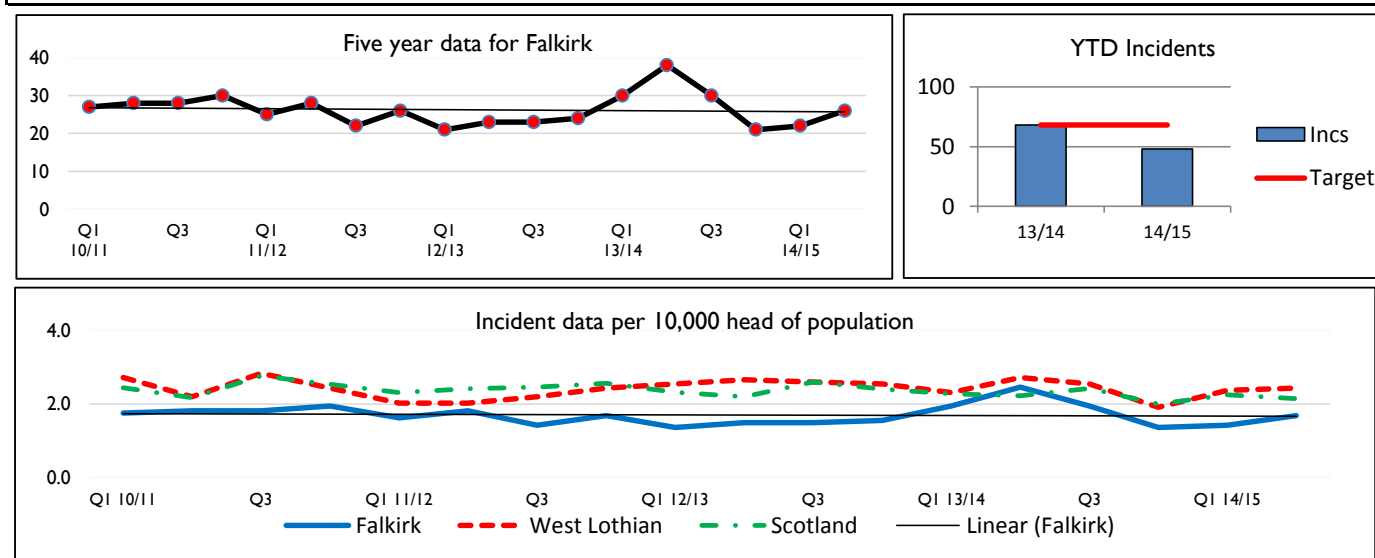
#### Reasons

The number of accidental dwelling fires has reduced significantly in relation to the same year to-date period during 2013-14. Historical evidence indicates the main cause of accidental fires in dwellings continues to be cooking related.

#### Actions

The Post Domestic Incident Referrals (PDIR) target areas where accidental dwelling fires have occurred and are intended to reassure the local neighbourhood and prevent further incidents occurring in the surrounding area. The number of HFSV undertaken in private dwellings in the Falkirk Council area Q2 2014-15 was 417.

Appendix I provides further details on our prevention activities in relation to this priority.



Q2 ward ave. for Falkirk - 5	10/11	11/12	12/13	13/14	14/15	Sparkline
Falkirk	55	53	44	68	48	
Bo'ness and Blackness	5	7	3	9	10	
Grangemouth	11	6	6	15	6	
Denny and Banknock	8	5	4	5	6	
Carse, Kinnaird and Tryst	1	5	5	7	6	
Bonnybridge and Larbert	2	5	2	7	2	
Falkirk North	13	6	10	10	10	
Falkirk South	8	9	7	7	4	
Lower Braes	4	3	4	2	3	
Upper Braes	3	7	3	6	1	

### Priority 3

#### Reduction of 'All fire casualties (fatal & non-fatal (incl. precautionary checkups))'

Fire casualty and fatality rates provide an indication of the amount of life-threatening fires that occur. This can be indicative of the success of SFRS in reducing the number of life risk fires through community fire safety and similar activities. Reduction of Fire Casualties and Fatalities contributes to the Falkirk Council CPP Single Outcome Agreement of; Early Years, Children and Young People, Safer, Stronger Communities and Reducing Reoffending, Health Inequalities and Physical Activity, Outcomes for Older People, and Poverty and Welfare Reform.

#### Results

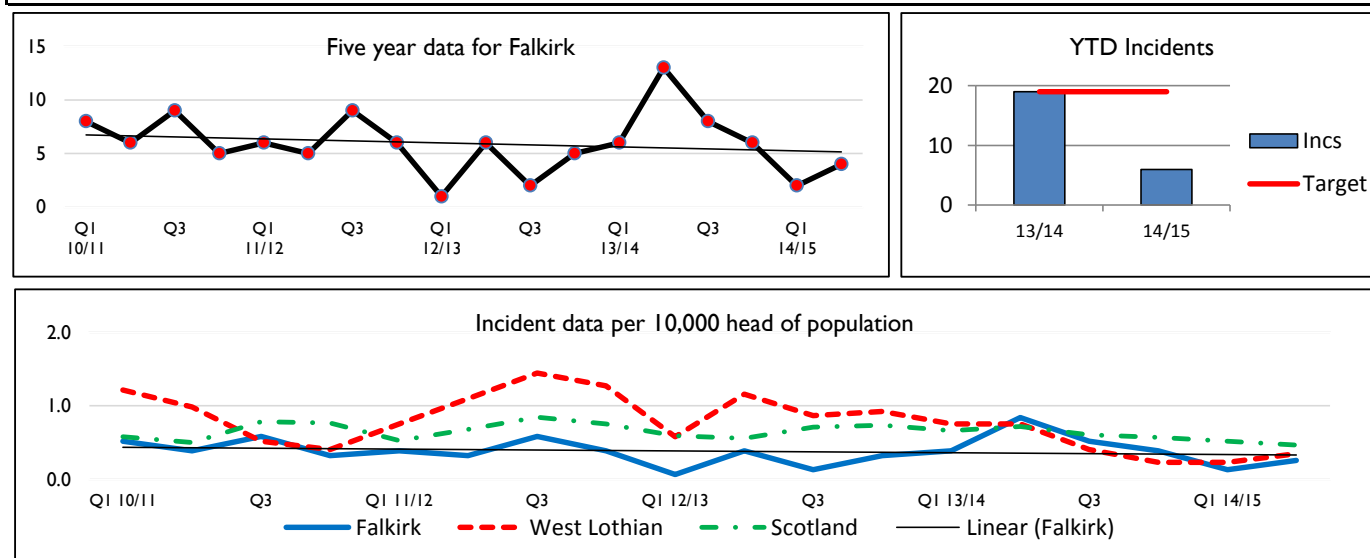
There have been 6 non-fatal casualties due to fires in the year to-date period. Against a local target of continually reducing Fire Casualties on a year on year basis that contributes towards the SFRS target of 5% reduction, per year over a three-year rolling period, we have seen a 68% decrease in the number of fire casualties compared to the same year to-date period in 2013/14. The trend in number of fire casualties continues to be downward. It is noted that number of casualties/1,000,000 population is below that of a comparator local authority and Scotland during Q2 2014-15 and the 5 year trendline is static.

#### Reasons

Contributory factors to the reduction in fire casualties may be: the reduction in accidental cooking incidents; SFRS Home Fire Safety preventative activities focuses upon the need to have an 'Escape Plan' and to 'Get out, Stay out and Call 999'; targetted approach to the delivery of preventative activities and partnership working to identify and assist those who are 'most at risk from fire'.

#### Actions

During the Q2 2014-15 417 Home Fire Safety Visits were completed in the Falkirk Council area. Appendix I provides further details on our prevention activities in relation to this priority.



Q2 ward ave. for Falkirk - I	10/11	11/12	12/13	13/14	14/15	Sparkline
Falkirk	14	11	7	19	6	
Bo'ness and Blackness	5	4	0	2	3	
Grangemouth	4	0	0	2	2	
Denny and Banknock	0	1	0	3	1	
Carse, Kinnaird and Tryst	0	4	0	4	0	
Bonnybridge and Larbert	0	0	0	3	0	
Falkirk North	4	0	1	2	0	
Falkirk South	1	0	0	1	0	
Lower Braes	0	0	2	1	0	
Upper Braes	0	2	4	1	0	

## Priority 4

### Reduction of 'All deliberate fires'

Deliberate fire setting is a significant problem for the SFRS and in the Falkirk Council area. In the main, deliberate fires are secondary fires whose categories are; refuse, grassland and derelict buildings incidents. There is a close link between deliberate secondary fires and other forms of anti-social behaviour. Reduction of Deliberate Fire Setting contributes to the Falkirk Council CPP Single Outcome Agreement of; Economic Recovery, Growth and Employment, Early Years, Children and Young People, Safer, Stronger Communities and Reducing Reoffending and Outcomes for Older People.

#### Results

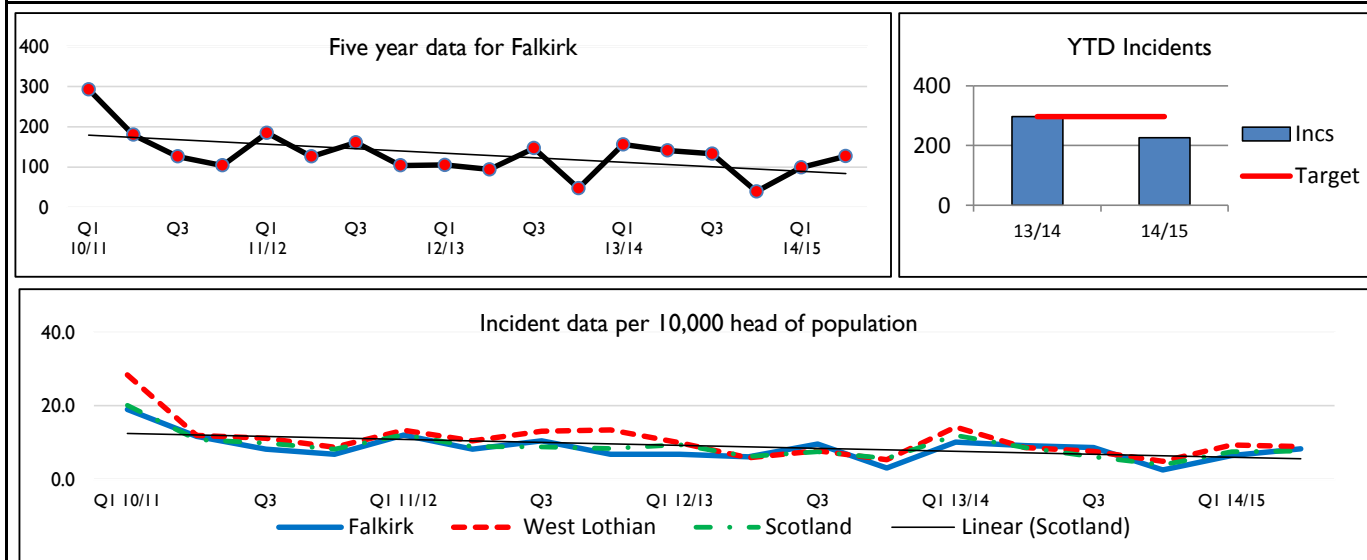
Against a local target of continually reducing Deliberate Fire Setting on a year on year basis, we have seen a 23% decrease in the number of incidents compared to the same year to-date period in 2013-14 (Year to-date 2013-14 197 incidents, year to-date 2014-15 226 incidents). The quarterly trend line shows an upward rise since Q4 2013-14. It is noted that Deliberate Fire Setting /10,000 population trendline is below a comparator local authority and Scotland.

#### Reasons

The majority of deliberate fires involve refuse or grasslands, which are recorded as deliberate secondary fires. Deliberate secondary fires accounted for 76% of all deliberate fires during Q2 2014-15. Of these deliberate secondary fires, 40% involved refuse/wheelie bins.

#### Actions

We used a range of methodologies as part of the Summer Thematic Action Plan to reduce Deliberate Fire Setting. Details of these are provided in Appendix 2.



Q2 ward ave. for Falkirk - 25	10/11	11/12	12/13	13/14	14/15	Sparkline
Falkirk	473	311	199	297	226	
Bo'ness and Blackness	98	50	40	42	35	
Grangemouth	33	28	12	17	19	
Denny and Banknock	51	34	30	31	20	
Carse, Kinnaid and Tryst	20	22	10	18	9	
Bonnybridge and Larbert	29	13	8	24	12	
Falkirk North	89	46	30	71	40	
Falkirk South	63	42	25	45	48	
Lower Braes	52	50	29	20	21	
Upper Braes	38	26	15	29	22	



## Priority 5

### Reduction of 'All non domestic fires'

Fires in Non Domestic Property can have a detrimental affect on the built environment and the prosperity of the local area. Non-domestic fires are classed as fires which took place in buildings that are not domestic households. Reduction of Non Domestic Property contributes to the Falkirk Council CPP Single Outcome Agreement of; Economic Recovery, Growth and Employment, Safer, Stronger Communities and Reducing Reoffending and Outcomes for Older People

#### Results

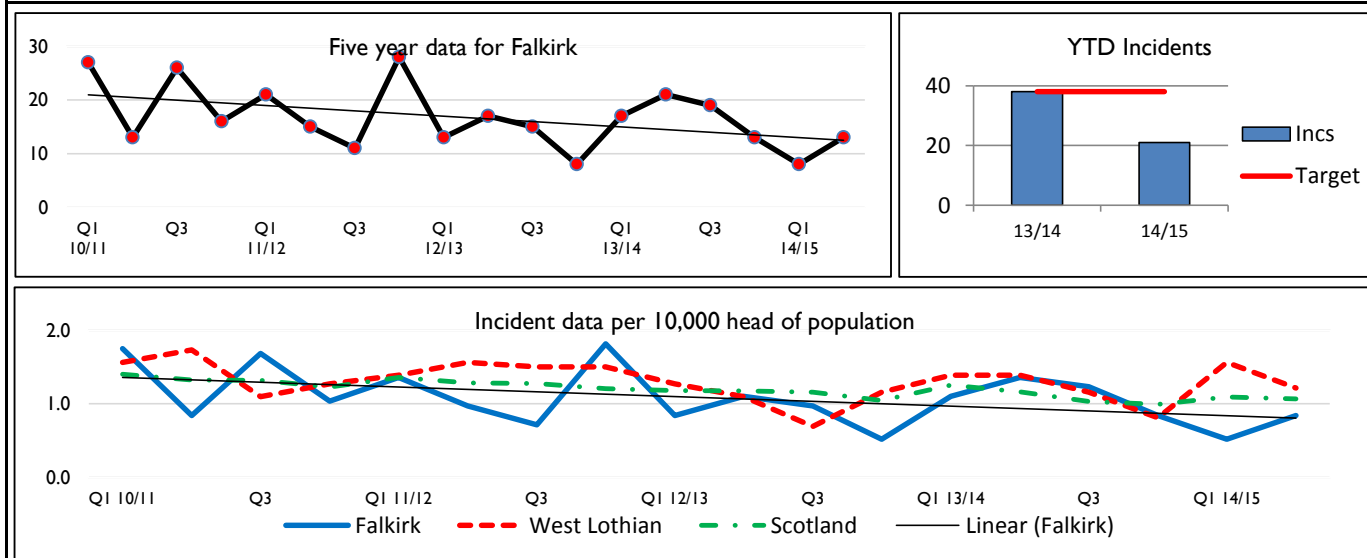
Against a local target of continually reducing Non Domestic Property fires on a year on year basis, that will contribute to the SFRS target of continually reducing the number of fires in Non Domestic Property, we have seen a 44% decrease in incidents compared to the same year to-date reporting period in 2013/14. It is noted that Fires in Non Domestic Property /10,000 population trendline in the Falkirk Council area is downward compared to a comparator local authority and Scotland. (Footnote, the relatively low event rates needs to be taken into cognisance when considering % increase/decreases).

#### Reasons

There is no specific trend emerging from Fires in Non Domestic Property.

#### Actions

Appendix 3 provides further details on our prevention activities in relation to this priority



Q2 ward ave. for Falkirk - 2	10/11	11/12	12/13	13/14	14/15	Sparkline
Falkirk	40	36	30	38	21	
Bo'ness and Blackness	5	7	2	4	1	
Grangemouth	5	5	3	4	3	
Denny and Banknock	2	2	4	6	2	
Carse, Kinnaird and Tryst	5	3	2	0	1	
Bonnybridge and Larbert	3	4	2	3	4	
Falkirk North	9	6	5	7	2	
Falkirk South	2	2	1	3	4	
Lower Braes	3	5	10	9	1	
Upper Braes	6	2	1	2	3	

## Priority 6

### Reduction of 'Special Service - casualties (fatal & non-fatal)'

While much of this risk is outwith SFRS control, responding to Non Fire Emergencies is a key part of our activities. The SFRS is committed to working with partners and other stakeholders to drive continuous improvement in this area. Reduction of Casualties from Non Fire Emergencies contributes to the Falkirk Council CPP Single Outcome Agreement of, Safer, Stronger Communities and Reducing Reoffending, Health Inequalities and Physical Activity and Poverty and Welfare Reform.

#### Results

Against a local target of continually reducing in Casualties from Non Fire Emergencies on a year on year basis, that will contribute to the SFRS target of continually reducing the number of Casualties from Non Fire Emergencies, we have seen a 2% decrease in the number of casualties from non fire emergencies compared to the same year to-date period in 2013/14.

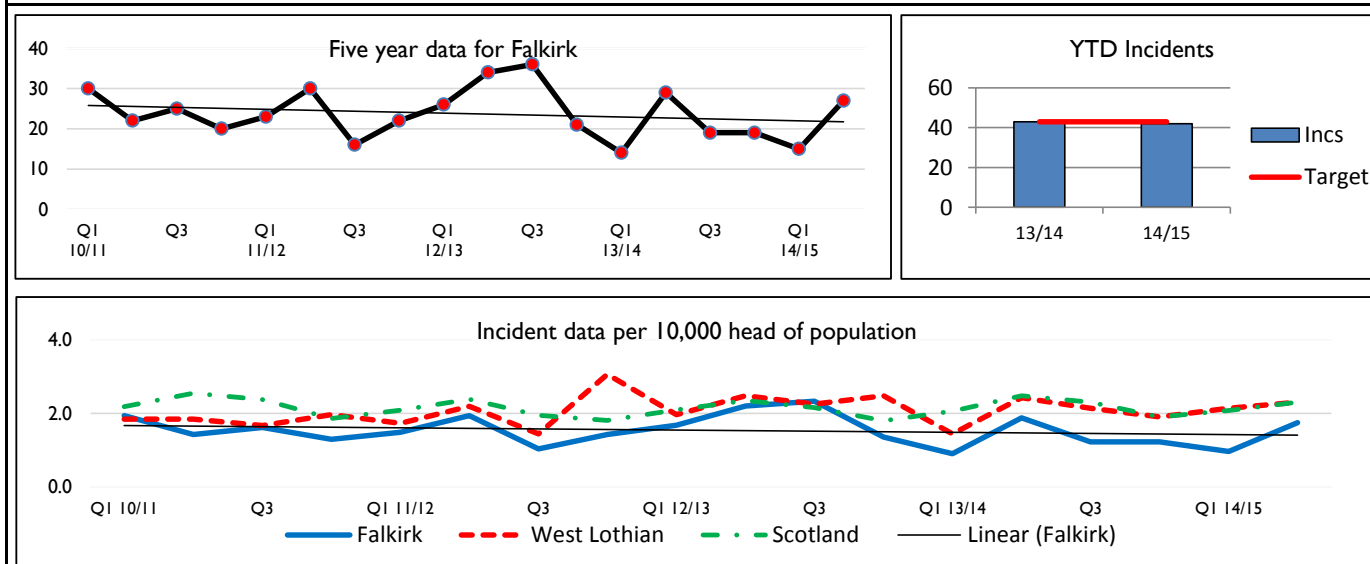
#### Reasons

During Q2 2014-15, 14 'Special Service casualties' were as a result of road traffic collisions attended by SFRS. Of these 14 casualties, 5 were fatalities.

#### Actions

The continued delivery of the Safe Drive Stay Alive programme targeting young people is an excellent partnership approach to reducing road traffic collisions.

Appendix 4 provides further details on our prevention activities in relation to this priority.



Q2 ward ave. for Falkirk - 5	10/11	11/12	12/13	13/14	14/15	Sparkline
Falkirk	52	53	60	43	42	
Bo'ness and Blackness	7	7	5	6	6	
Grangemouth	4	5	6	3	2	
Denny and Banknock	6	3	10	7	6	
Carse, Kinnaird and Tryst	0	7	7	4	2	
Bonnybridge and Larbert	9	11	9	7	2	
Falkirk North	10	14	9	6	6	
Falkirk South	8	2	6	4	3	
Lower Braes	6	3	7	2	6	
Upper Braes	2	1	1	4	9	

## Priority 7

### Reduction of 'False Alarm - Equipment failure'

Unwanted Fire Alarm Signals incidents (UFAS) are those occasions when an automated fire alarm system activates and results in the mobilisation of SFRS resources, when the reason for that alarm turns out to be something other than a fire emergency. The SFRS is committed to working with partners and other stakeholders to reduce Unwanted Fire Alarm Signals which contributes to the Falkirk Council CPP Single Outcome Agreement of, Economic Recovery, Growth and Safer, Stronger Communities and Reducing Reoffending.

#### Results

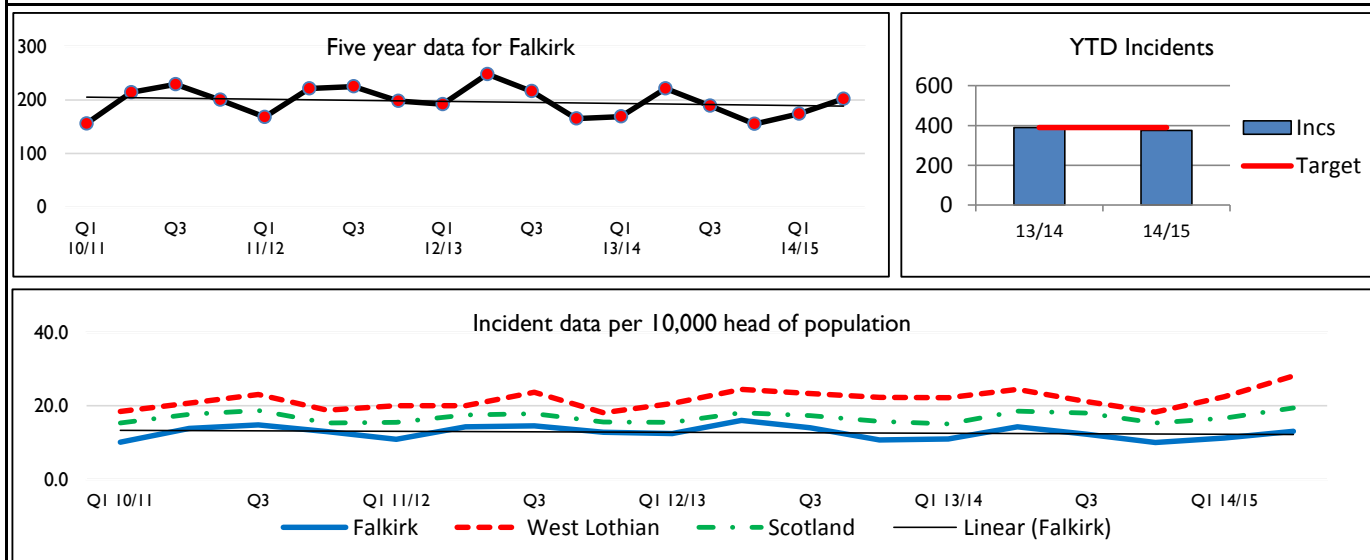
Against a local target of continually reducing UFAS incidents on a year on year basis, that will contribute to the SFRS target of continually reducing the number of UFAS incidents, we have seen a 3% decrease in incidents compared to the same year to-date period in 2013/14. It is noted that the number of incidents/10,000 population of UFAS trendline in the Falkirk Council area is lower than that of a comparator local authority and Scotland during Q2 2014-15 and the 5 year trendline is static.

#### Reasons

UFAS - Equipment failure incidents tend to be aligned to premises which are categorised as a 'sleeping risk'.

#### Actions

We continue to proactively monitor UFAS incidents and our Fire Safety Enforcement Officers work closely with premises to reduce further UFAS incidents. This includes discussing technological, procedural and management solutions in order to prevent future UFAS incidents. During Q3 2014-15 a new SFRS UFAS policy will be introduced, with a view to reducing the demand placed upon SFRS by these types of incidents.



Q2 ward ave. for Falkirk - 42	10/11	11/12	12/13	13/14	14/15	Sparkline
Falkirk	370	389	440	390	376	
Bo'ness and Blackness	20	17	13	22	14	
Grangemouth	28	40	38	25	46	
Denny and Banknock	17	20	19	15	22	
Carse, Kinnaird and Tryst	24	29	31	24	38	
Bonnybridge and Larbert	60	101	136	127	111	
Falkirk North	97	78	91	89	81	
Falkirk South	57	37	42	38	39	
Lower Braes	42	53	52	36	8	
Upper Braes	25	14	18	14	17	