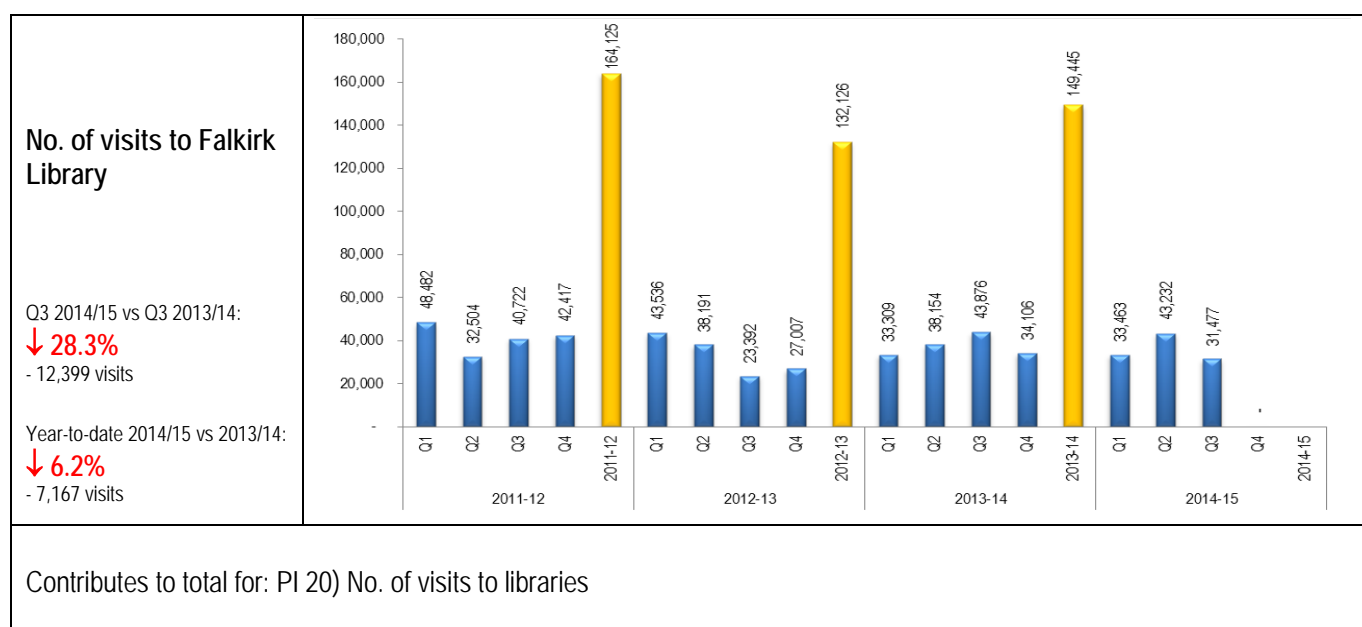
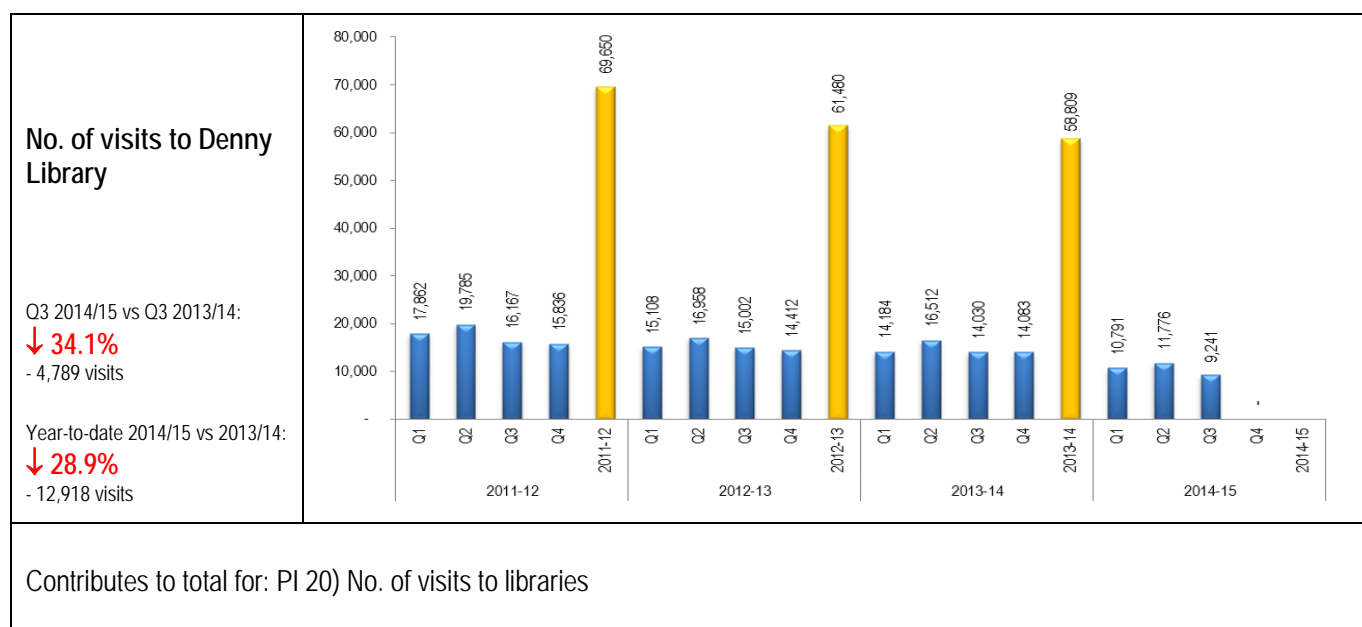
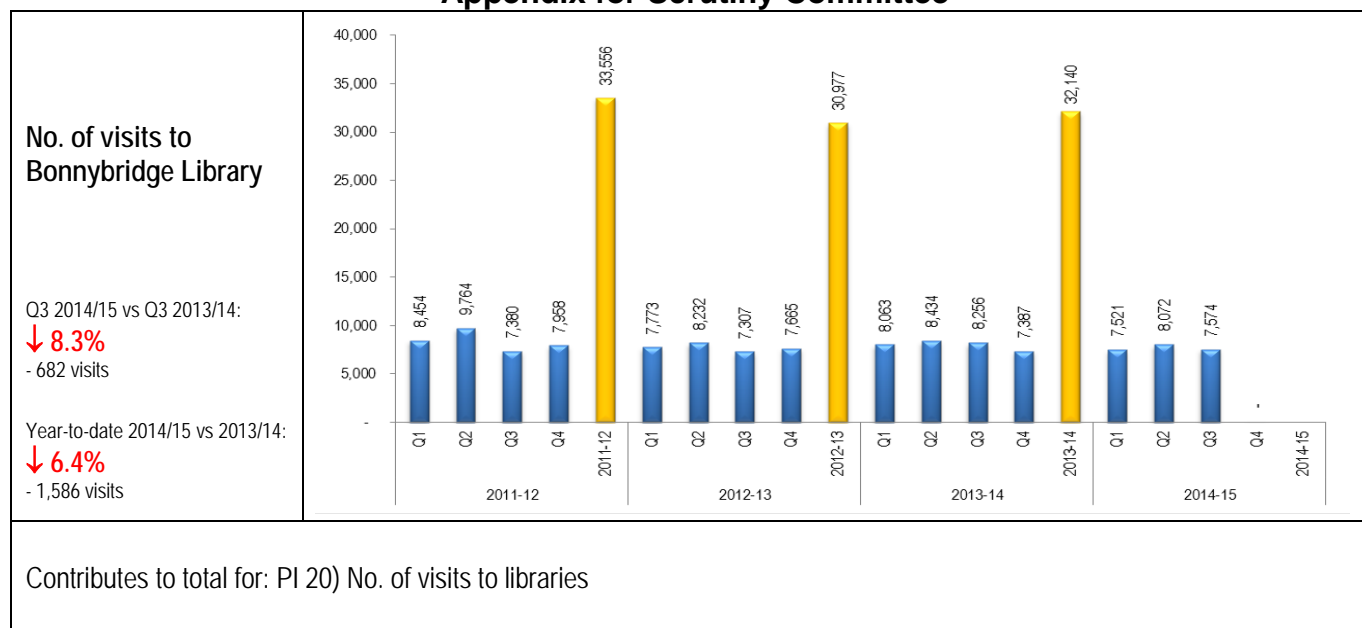


Falkirk Community Trust
October - December 2014 Quarter 3 Performance Report
Appendix for Scrutiny Committee



Falkirk Community Trust
October - December 2014 Quarter 3 Performance Report
Appendix for Scrutiny Committee

**No. of visits to
Grangemouth Library**

Q3 2014/15 vs Q3 2013/14:

↓ **9.3%**

- 2,026 visits

Year-to-date 2014/15 vs 2013/14:

↓ **8.4%**

- 5,800 visits



Contributes to total for: PI 20) No. of visits to libraries

**No. of visits to Larbert
Library**

Q3 2014/15 vs Q3 2013/14:

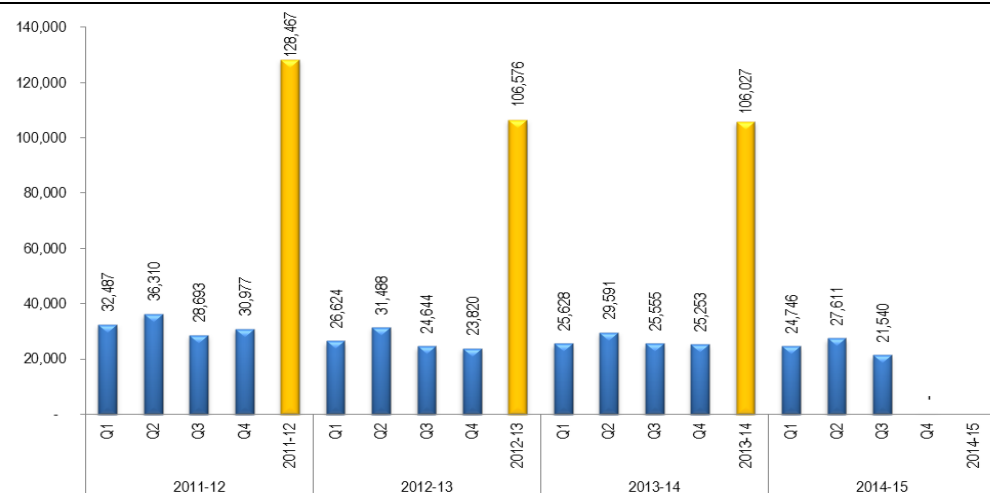
↓ **15.7%**

- 4,015 visits

Year-to-date 2014/15 vs 2013/14:

↓ **8.5%**

- 6,877 visits



Contributes to total for: PI 20) No. of visits to libraries

**No. of visits to
Meadowbank Library**

Q3 2014/15 vs Q3 2013/14:

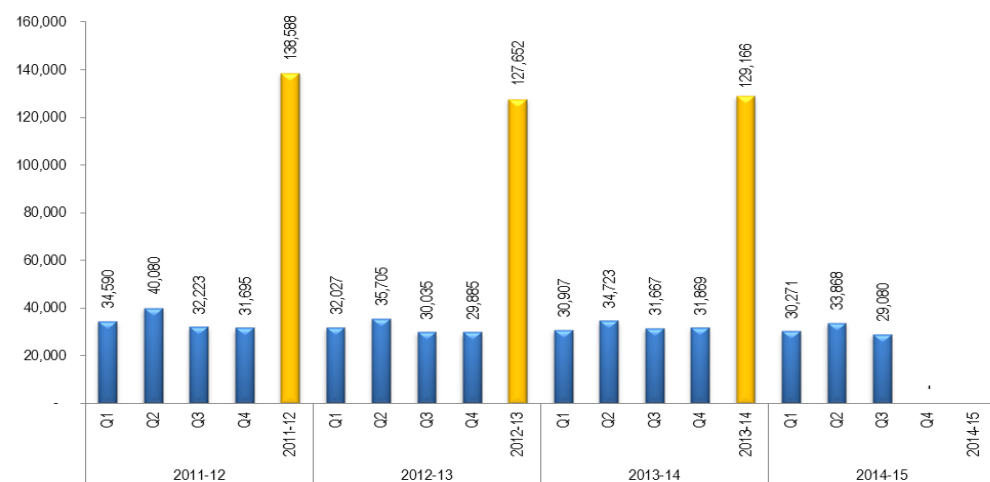
↓ **8.2%**

- 2,587 visits

Year-to-date 2014/15 vs 2013/14:

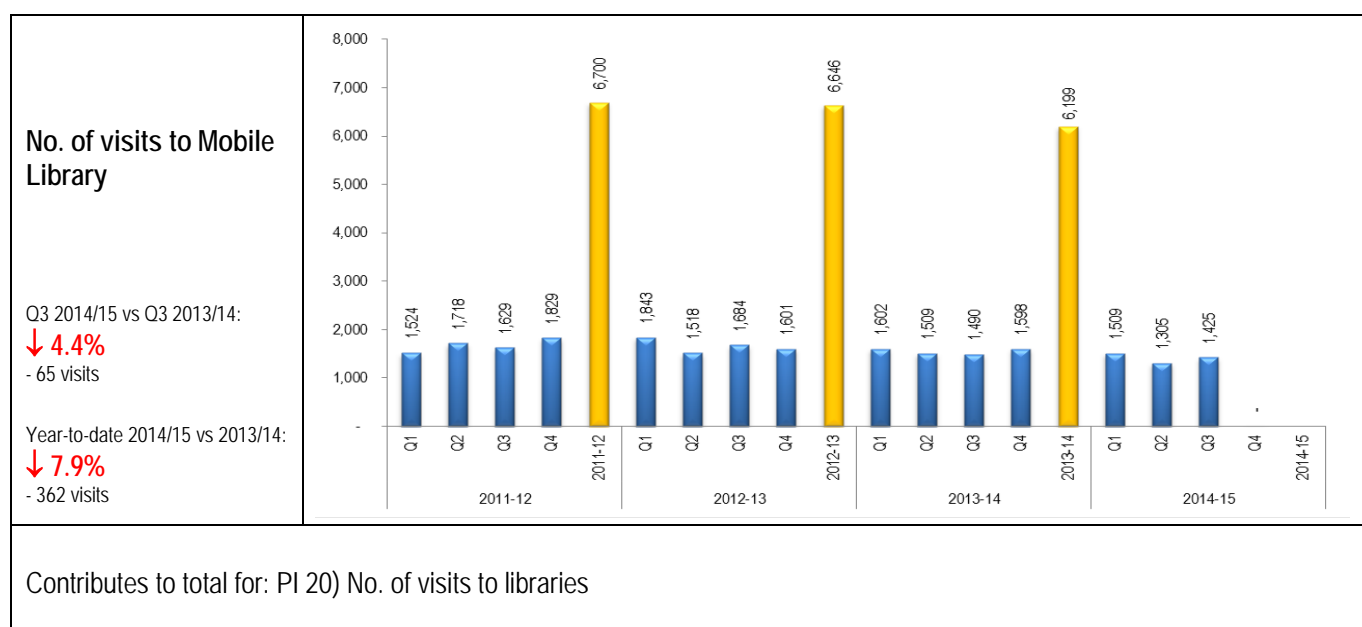
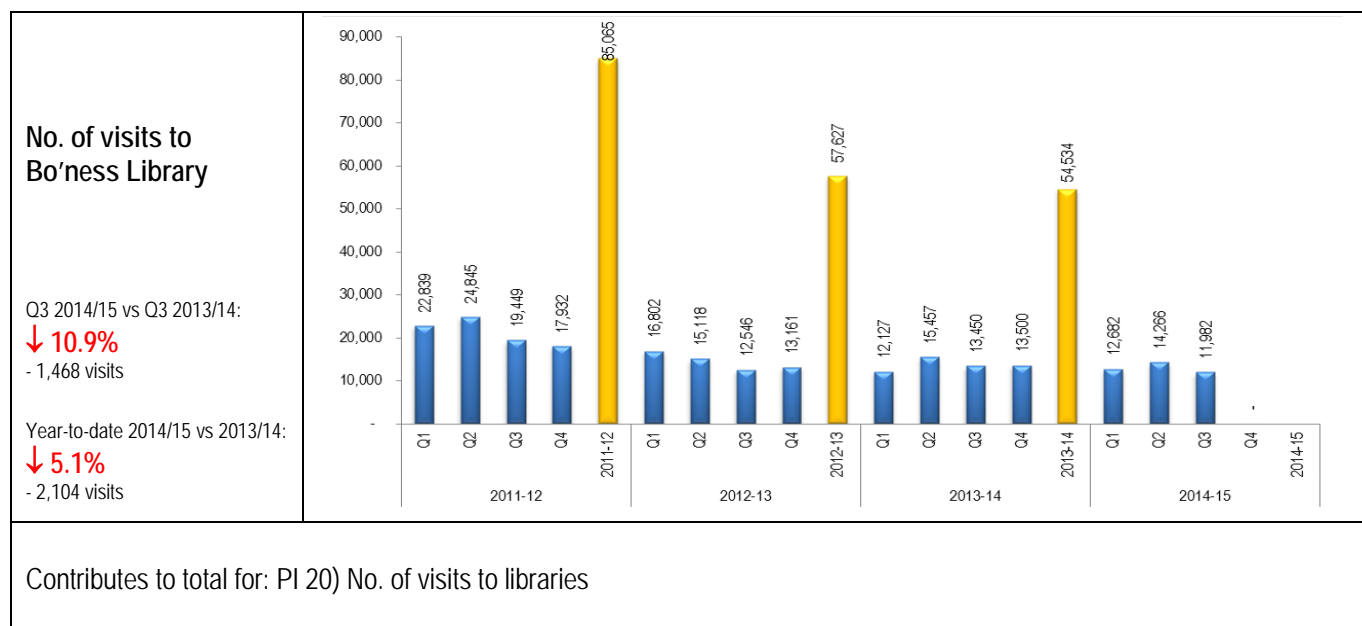
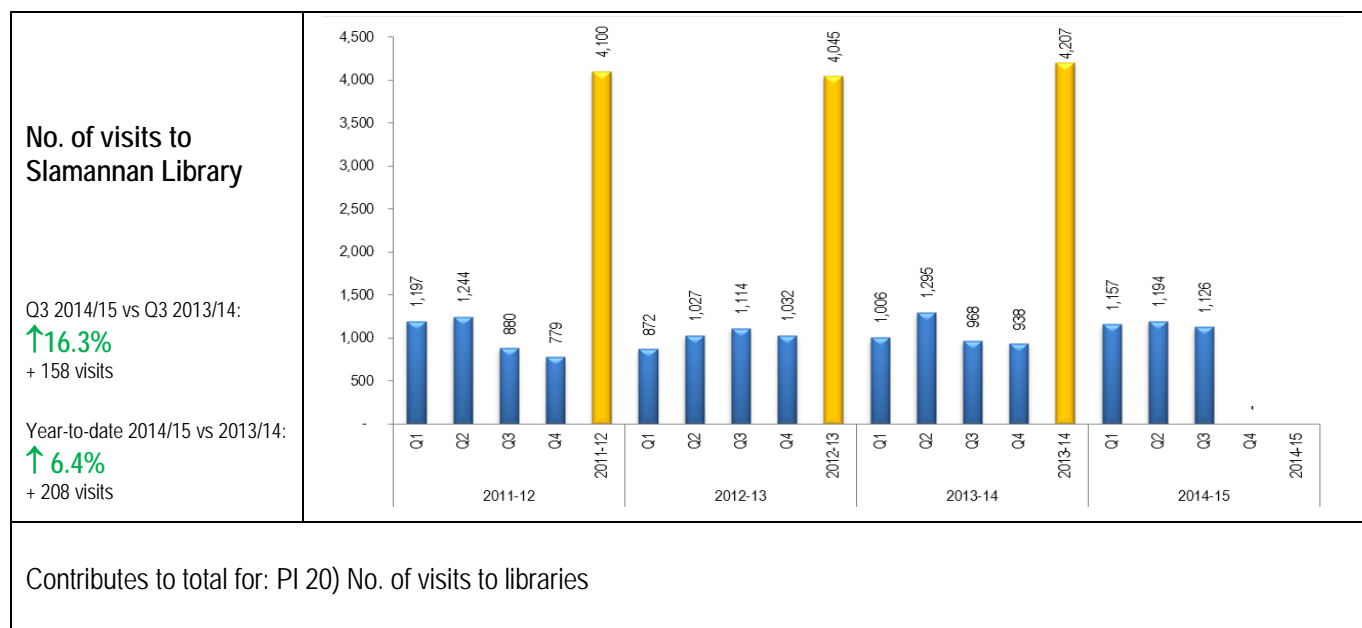
↓ **4.2%**

- 4,078 visits



Contributes to total for: PI 20) No. of visits to libraries

Falkirk Community Trust
October - December 2014 Quarter 3 Performance Report
Appendix for Scrutiny Committee



Falkirk Community Trust
October - December 2014 Quarter 3 Performance Report
Appendix for Scrutiny Committee

Admissions to Bankier Sports Centre

Q3 2014/15 vs Q3 2013/14:

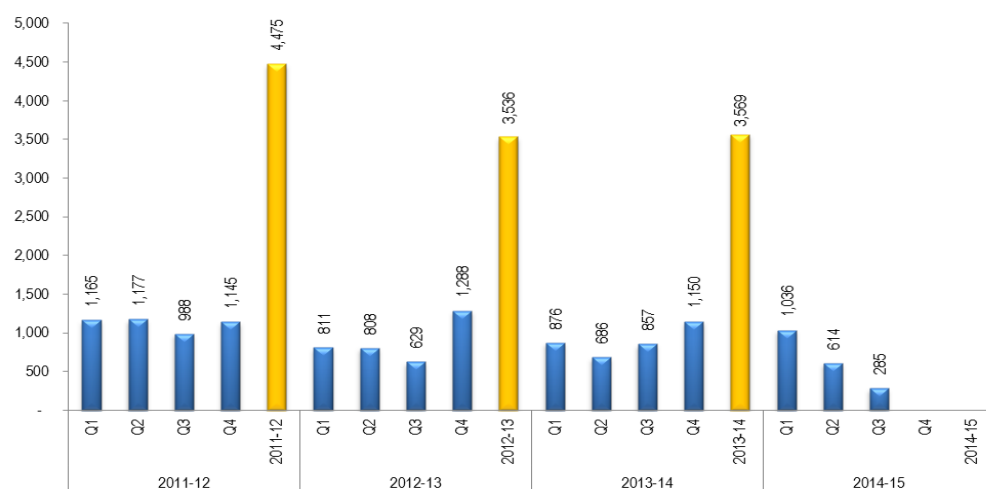
↓ **66.7%**

- 572 admissions

Year-to-date 2014/15 vs 2013/14:

↓ **20.0%**

- 484 admissions



Contributes to total for: PI 8) Admissions to Neighbourhood Sports Centres

Admissions to Denny Football Centre

Q3 2014/15 vs Q3 2013/14:

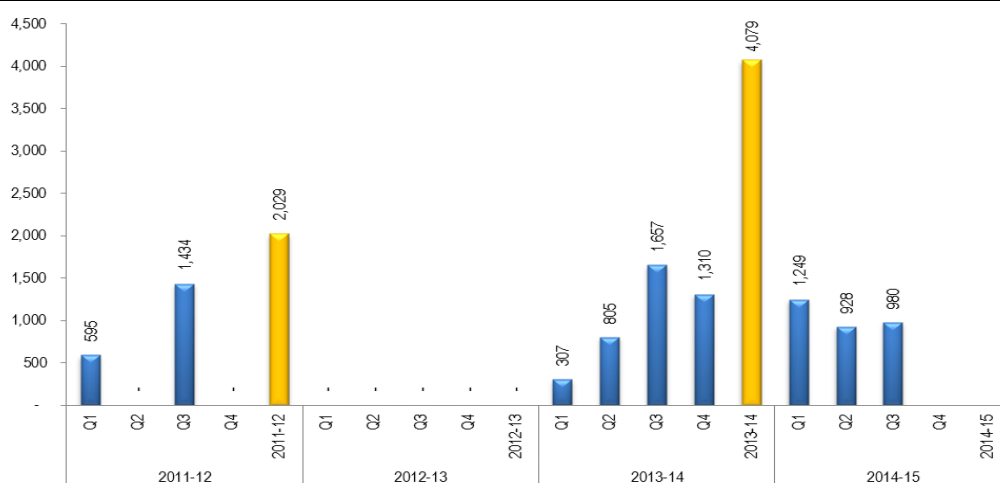
↓ **40.9%**

- 677 admissions

Year-to-date 2014/15 vs 2013/14:

↑ **14.0%**

+ 388 admissions



Contributes to total for: PI 8) Admissions to Neighbourhood Sports Centres

Admissions to Denny Sports Centre

Q3 2014/15 vs Q3 2013/14:

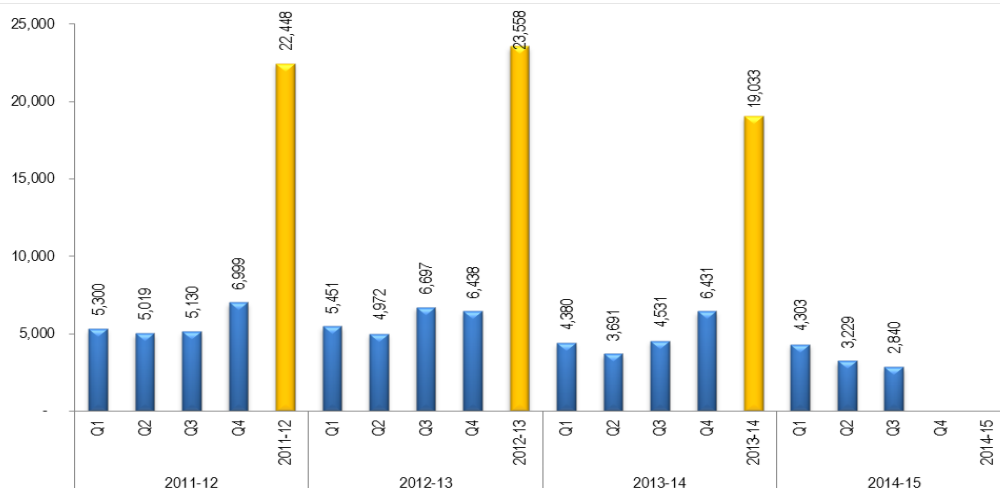
↓ **37.3%**

- 1,691 admissions

Year-to-date 2014/15 vs 2013/14:

↓ **17.7%**

- 2,230 admissions



Contributes to total for: PI 8) Admissions to Neighbourhood Sports Centres

Falkirk Community Trust
October - December 2014 Quarter 3 Performance Report
Appendix for Scrutiny Committee

Admissions to Hallglen Sports Centre

Q3 2014/15 vs Q3 2013/14:

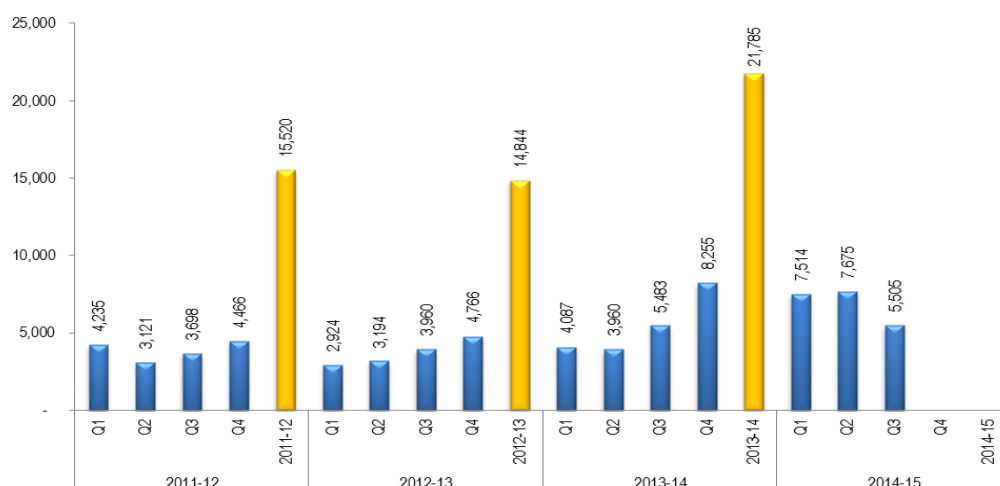
↑ 0.4%

+ 22 admissions

Year-to-date 2014/15 vs 2013/14:

↑ 52.9%

+ 7,164 admissions



Contributes to total for: PI 8) Admissions to Neighbourhood Sports Centres

Admissions to Polmont Sports Centre

Q3 2014/15 vs Q3 2013/14:

↓ 36.5%

- 2,093 admissions

Year-to-date 2014/15 vs 2013/14:

↑ 2.1%

+ 311 admissions



Contributes to total for: PI 8) Admissions to Neighbourhood Sports Centres

Admissions to Stenhousemuir Sports Centre

Q3 2014/15 vs Q3 2013/14:

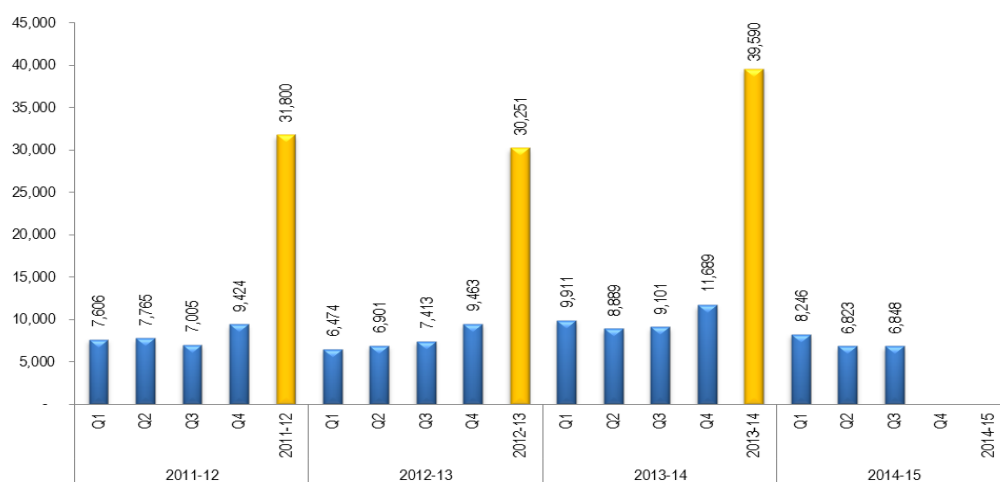
↓ 24.8%

- 2,253 admissions

Year-to-date 2014/15 vs 2013/14:

↓ 21.4%

- 5,984 admissions



Contributes to total for: PI 8) Admissions to Neighbourhood Sports Centres

Falkirk Community Trust
October - December 2014 Quarter 3 Performance Report
Appendix for Scrutiny Committee

Admissions to Woodlands Games Hall

Q3 2014/15 vs Q3 2013/14:

↓ **57.7%**

-2,630 admissions

Year-to-date 2014/15 vs 2013/14:

↑ **4.9%**

+ 617 admissions



Contributes to total for: PI 8) Admissions to Neighbourhood Sports Centres

Admissions to Grangemouth High School

Q3 2014/15 vs Q3 2013/14:

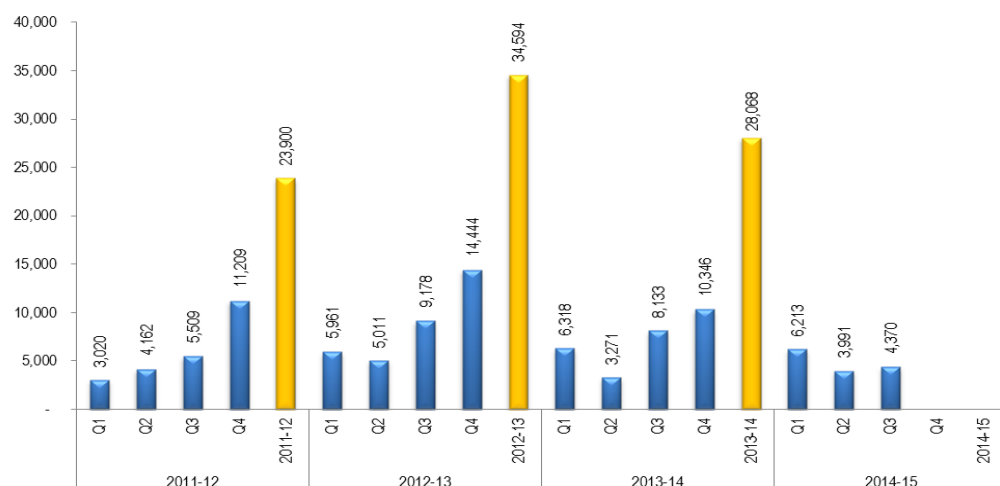
↓ **46.3%**

- 3,763 admissions

Year-to-date 2014/15 vs 2013/14:

↓ **17.8%**

- 3,148 admissions



Contributes to total for: PI 9) Out of hours admissions to Community Use High Schools

Admissions to Denny High School

Q3 2014/15 vs Q3 2013/14:

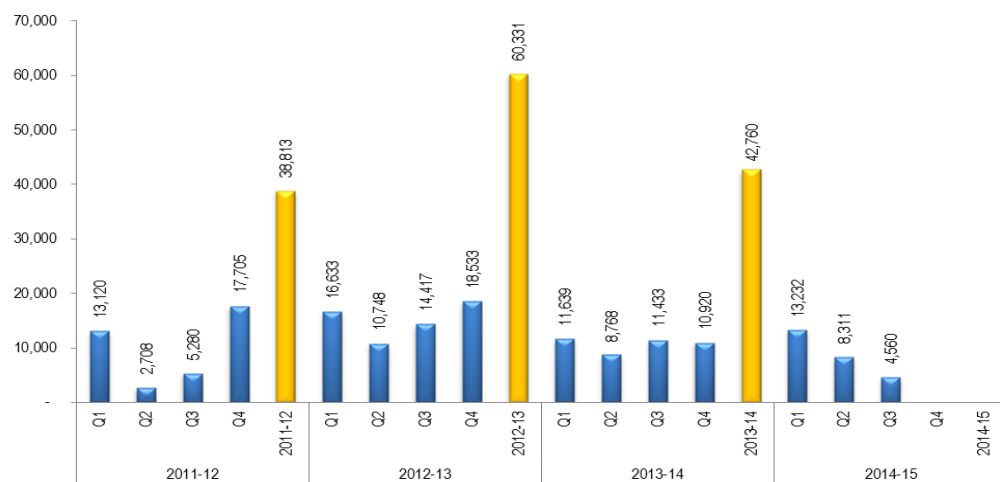
↓ **60.1%**

- 6,873 admissions

Year-to-date 2014/15 vs 2013/14:

↓ **17.8%**

- 5,737 admissions



Contributes to total for: PI 9) Out of hours admissions to Community Use High Schools

Falkirk Community Trust
October - December 2014 Quarter 3 Performance Report
Appendix for Scrutiny Committee

Admissions to St Mungos High School

Q3 2014/15 vs Q3 2013/14:

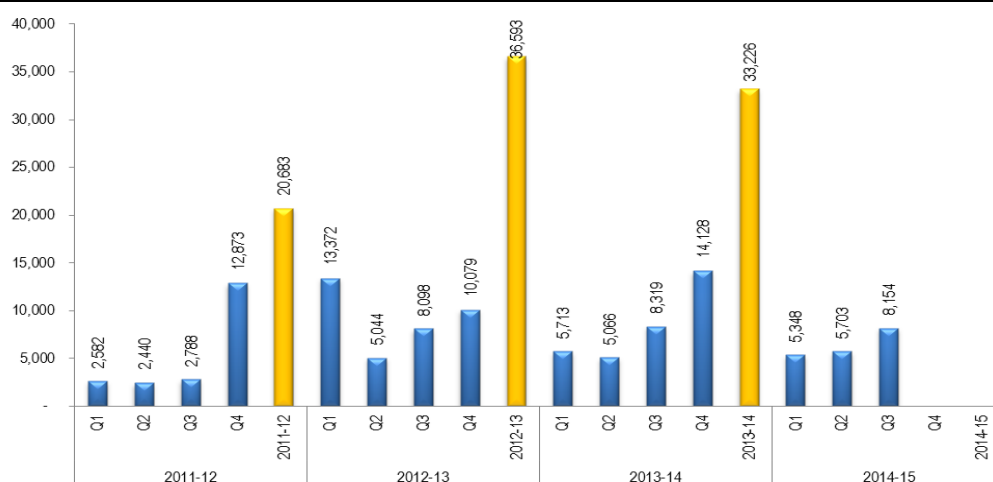
↓ **2.0%**

- 165 admissions

Year-to-date 2014/15 vs 2013/14:

↑ **0.6%**

+ 107 admissions



Contributes to total for: PI 9) Out of hours admissions to Community Use High Schools

Admissions to Falkirk High School

Q3 2014/15 vs Q3 2013/14:

↓ **50.6%**

- 5,696 admissions

Year-to-date 2014/15 vs 2013/14:

↓ **18.7%**

- 4,159 admissions



Contributes to total for: PI 9) Out of hours admissions to Community Use High Schools

Admissions to Braes High School

Q3 2014/15 vs Q3 2013/14:

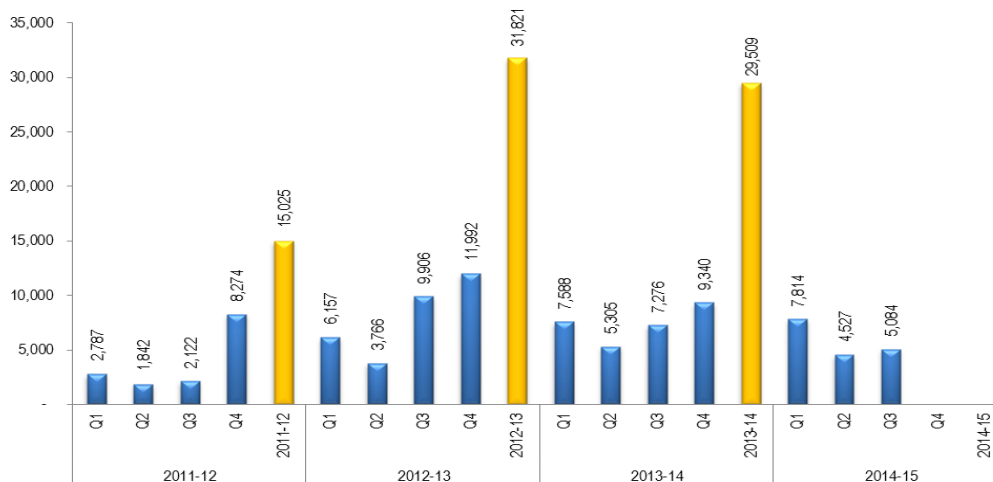
↓ **30.1%**

- 2,192 admissions

Year-to-date 2014/15 vs 2013/14:

↓ **13.6%**

- 2,744 admissions



Contributes to total for: PI 9) Out of hours admissions to Community Use High Schools

Falkirk Community Trust
October - December 2014 Quarter 3 Performance Report
Appendix for Scrutiny Committee

