

**FALKIRK COUNCIL**

**Subject: POLICE SCOTLAND – FALKIRK AREA COMMAND  
PERFORMANCE REPORT**  
**Meeting: SCRUTINY COMMITTEE (EXTERNAL)**  
**Date: 18 JUNE 2015**  
**Author: DIRECTOR OF CORPORATE AND NEIGHBOURHOOD SERVICES**

**1. INTRODUCTION AND BACKGROUND**

- 1.1 Following the establishment of Police Scotland on 1 April 2013 under the provisions of the Police and Fire Reform (Scotland) Act 2012, local commanders are required to report on performance with regard to the local policing plan. A new local Police Plan covering the period 2014 – 2017 was considered and approved by Falkirk Council on 25 June 2014. The Local Plan is noted as background to this report.
- 1.2 The local policing plan sets out the local priorities and objectives for the Falkirk Council area, and is a statutory requirement of the Police and Fire Reform (Scotland) Act 2012. The plan takes account of the following:
- The Scottish Government’s overarching vision for public services;
  - Strategic priorities set by Scottish Ministers;
  - The Scottish Police Authority’s Strategic Police Plan;
  - The Chief Constable’s Annual Police Plan; and
  - Local context and need.
- 1.3 The area plan is supported by nine local community based plans, one for each of our Multi-Member wards. Although the policing plan covers a 3 year period this will be subject to review. The policing plan is aligned to the local outcomes within our Single Outcome Agreement. Local priorities have been informed by local people, communities and issues through Police Scotland’s intelligence led community policing approach. The plan also details how police resources will be deployed in support of local priorities and stresses the importance of working closely with partners.
- 1.4 This report covers the period April 2014 to March 2015, and highlights the performance of local policing across the Falkirk Council area, in accordance with the local policing plan, and the following local priorities:
- Protecting People and Places;
  - Dealing with Antisocial Behaviour;
  - Violent Crime;
  - Disrupting Organised Crime;
  - Crimes of Dishonesty; and
  - Making Roads Safer.

- 1.5 In order to achieve these priorities the annual Police Plan sets out the actions Police Scotland will undertake within the timeframe of the plan i.e. 2014-2017.

### **Protecting People**

- 1.6 Actions to support this priority include:

- Prioritised investigation of crimes against vulnerable persons
- Risk assessments to identify victims and repeat and high tariff offenders.
- Early identification and support of vulnerable persons
- Processes to support child protection principles in respect of victims and offenders.
- Support plan for vulnerable adults
- Use partner agencies and community advisors to identify the incidence and victims of hate crime
- Regular participation in planning process and exercises
- Using resources from across Police Scotland to respond to major events or incidents
- Allocate responsibility and accountability for delivery against priorities to an officer of superintendent rank

### **Protecting Places**

- 1.7 Actions to support this priority include:

- Increased staffing for the Community Investigation Unit
- Increased patrol and response capacity at peak times of offending
- Regular analysis of offending patterns to best direct the police response
- Continue to develop early intervention actions through the local MATAC process
- Allocate responsibility and accountability for delivery against priorities to an officer of superintendent rank

### **Dealing with Anti-Social Behaviour**

- 1.8 Actions to support this priority include:

- Analysis of crimes and incidents to target resources
- Focused activity by community teams to prevent incidents
- Involvement of partners to develop preventive measures
- Consultation to measure community confidence and satisfaction
- Close working relationships with licensed trade to promote the licensing objectives
- Continue to develop early intervention actions through the local MATAC process
- Allocate responsibility and accountability for delivery against priorities to an officer of superintendent rank

## **Violent Crime**

1.9 Actions to support this priority include:

- Analysis of crimes and incidents to target resources to locations and offenders
- Increased patrol and response capacity at peak times for offending
- Work with partners to develop intervention strategies in regard to violence against women
- Work with partners to develop intervention strategies for violence in houses
- Close working relationships with licensed trade to promote the licensing objectives
- Continue to develop early intervention actions through the local MATAC process
- Allocate responsibility and accountability for delivery against priorities to an officer of superintendent rank

## **Disrupting Organised Crime**

1.10 Actions to support this priority include:

- Analysis of intelligence to target offenders
- Joint operations with partners to apply differing sanctions to criminals
- National and regional resources used to support operations
- Seizure of criminals' cash and assets
- Use intelligence to prevent criminals obtaining public contracts
- Scrutinize all licensing applications to identify any links to crime groups
- Disrupt the use of the road network by crime groups
- Allocate responsibility and accountability for delivery against priorities to an officer of superintendent rank

## **Crimes of Dishonesty**

1.11 Actions to support this priority include:

- Provide warnings about known scams and localised spates of crime.
- Disrupt the use of the road network by criminals
- Increased staffing in Community Investigation Unit
- Targeted and focused operations
- Allocate responsibility and accountability for delivery against priorities to an officer of superintendent rank

## **Making Roads Safer**

1.12 Actions to support this priority include:

- Listen to local communities about road safety concerns
- Identify problem locations using road collision data and analysis
- Take appropriate action in relation to concerns about speeding and those parking issues which remain a police responsibility.
- Target repeat offenders particularly disqualified drivers and drink drivers
- Carry out regular high profile road policing operations

- Work with partners to provide engineering solutions for safer roads
- Use Automatic Number Plate Recognition to identify offences and offenders
- Work with partners to educate road users about road safety
- Use road checks and visible patrols to reduce risks and increase safety on roads and disrupt criminal activity
- Allocate responsibility and accountability for delivery against priorities to an officer of superintendent rank.

1.13 The reports will be presented by Mandy Paterson, Chief Inspector, Area Commander, Falkirk Area Command who will also answer any questions Members may have on the attached reports.

1.14 A summary report is provided by Police Scotland at appendix 1. The detailed performance report is attached at appendix 2. This provides performance on a number of different indicators as well as trend analysis. In addition to this, the report also covers current risks and threats associated with the Local Policing Plan.

1.15 The core performance data is provided within the attached appendices. The report style is consistent with that provided for Clackmannanshire and Stirling Councils.

## **2. CONCLUSION**

2.1 This report provides an opportunity for Members to fulfil their scrutiny role on local policing as set out in the Police and Fire Reform (Scotland) Act 2012.

## **3. RECOMMENDATIONS**

3.1 **It is recommended that the Scrutiny Committee (External) consider the performance of Police Scotland against the priorities contained within the local policing plan and the performance noted against those as set out in the appendix to the report.**

## **..... DIRECTOR OF CORPORATE & NEIGHBOURHOOD SERVICES**

Date: 26 May 2015

Ref: ABC0515AW – Police Scotland – Falkirk Area Command Performance Report

Contact Name: Andrew Wilson

### **LIST OF BACKGROUND PAPERS**

1. Police Scotland Local Plan 2014 - 2017

Any person wishing to inspect the background papers listed above should telephone Falkirk 01324 506046 and ask for Andrew Wilson.



**Subject**        **PERFORMANCE FALKIRK COUNCIL AREA APRIL- MARCH 2015**  
**Date:**         **18 JUNE 2015**  
**Author:**      **LOCAL POLICE COMMANDER**

## **1. INTRODUCTION**

- 1.1 The purpose of this report is to highlight matters in the Area Command such as emerging trends, threats and issues or particular successes and difficulties.
- 1.2 The Falkirk Policing Performance Scrutiny Report table contains the current information on performance against selected performance indicators. This covering report provides complementary information to that in the table to present a rounded picture of issues affecting policing in Falkirk Council area.
- 1.3 Data for this report is sourced from Police Databases that are subject to changes as enquiries progress. The data provided in the table and report is for information purposes to allow Board Members to conduct their scrutiny responsibilities. It should be noted that the timing of this meeting of the Committee allows the reporting of full fiscal year to date 2014/15 with statistics covering Quarters 1 - 4. There may be minor amendments between the information in this report and the final 2014/15 statistics – for example due to delayed reporting or recording of crimes, road crashes or incidents. **It would not therefore be accurate or appropriate to refer to, quote or use the data in this report as official statistics.** 5 year average figures are not available for all measures.
- 1.4 The format of this report reflects the Falkirk Local Policing Plan priorities (i.e. **Protecting People and Places, Dealing with Antisocial Behaviour, Violent Crime, Disrupting Organised Crime, Crimes of Dishonesty and Making Roads Safer**). There is also a further category of Cross Cutting Themes which are relevant to all the foregoing priorities.
- 1.5 The format of this report is based on a Covalent report which it is hoped will be the reporting tool once training has been undertaken. A key to the icons precedes the table.
- 1.6 There will be contextual information provided on current performance. For a small number of indicators, only the Forth Valley Division figure is available at this time and this is identified in the contextual comments.

## 2. INFORMATION

- 2.1 The period April 2014 to March 2015 sees the long-term trend of reducing crime rates continuing in crime groups 1 to 4, with an overall reduction of 15% (908 fewer crimes) when compared with the 5 year average. When compared with the same period 2013/14 there has been a drop of 5.9%, down 324 crimes from 5479 to 5155.
- 2.2 Year on year, there have been reductions in the number of Group 3 Crimes of Dishonesty, down by 8% from 3517 to 3227 (290 fewer crimes) and of Group 4 Vandalism/Fire-raising etc. damage to property crimes down by 6.8% from 1580 to 1472 (108 fewer crimes) which have contributed to the overall fall in groups 1 – 4 Crime. These are offset by an increase in Group 1 Crimes of Violence up by 19.7% from 152 to 182 (30 more crimes,) accompanied by an increase in Group 2 Crimes of Indecency which is up by 19.1% from 230 274 (44 more crimes).
- 2.3 The performance indicators currently used in the table reflect the aspirations of Forth Valley Division to achieve continuous improvement in service delivery to the communities in this area.
- 2.4 The table contains information produced by Police Scotland which is relevant to national priorities and also reflects the objectives in the Falkirk Local Policing Plan. The 39 new local plan indicators are shown as *italics* in the table. Where indicators link to more than one of the six policing priorities they have been collated under the heading of Cross Cutting Themes.
- 2.5 Together, they help to provide information on trends in performance which is expanded by the contextual information and actions shown in the final column. Thirty-one of the local plan indicators currently contain data which allow long term comparisons to be made. Of these, 15 show positive performance, 1 remains static whilst 13 show reduced levels. Forty-seven of the local plan indicators currently contain data which allow short term comparisons to be made. Of these, 23 show positive performance, 5 remain static whilst 19 show reduced levels. The scrutiny table provides detail of how significant the variations in performance were, and whether it varied in respect of the previous year or the 5 year average or both.
- 2.6 One of the objectives under the priority of **Protecting the Public** is to reduce the levels of **crimes of indecency**. The increase in this crime group over the first quarter continued to impact on figures for the rest of the year and shows a rise of 19.1% from 230 during the reporting period last year to 274 in this year. Crimes are recorded according to the date they are reported regardless of when they occurred, and just over a quarter (25.9%) of the crimes reported since 1 April 2014 occurred before that date and are classed as historic enquiries. Levels of offending by individuals who are strangers to the victim remain very low. Out of 50 reports of rape, 19 (38%) are historical abuse investigations.

- 2.7 Another objective under the preceding priority is to respond to **hate crimes** and offences. There has been a slight increase in reported hate crimes, up from 219 to 223. The largest single characteristic of victims continues to be based on race with 62% of all such crimes falling within this category. The rates for detecting offenders remains high at over 80% and reflects the importance placed on addressing this issue. Effort in detecting offenders is complemented by the provision of assistance, advice and guidance to victims.
- 2.8 The number of **domestic abuse incidents** (1573) shows a reduction down 45 crimes against the previous year (1618). This issue has been given particular emphasis within Forth Valley Division and measures including intervention, enforcement and target profiling have been applied successfully.
- 2.9 The long-term downward trend in crimes and offences involving **anti-social behaviour, disorder and vandalism** has continued over the reporting period. There was a significant decrease of just over 21.6% (-2259) in complaints of disorder from the previous year, and a similar picture with vandalism which showed reductions of about 6.5% (-93).
- 2.10 In respect of **violent crime**, overall this crime type has increased. Charges in relation to child cruelty have risen, up from 26 to 41, and account for the increase in this crime group. The number of serious assaults which accounts for 34.6% of this crime group, has remained at the same level (63 crimes) as the previous year. The number of attempted murders has fallen from 10 to 8 with all crimes detected. The number of robberies has reduced by 1 crime, down from 26 to 25, and overall this crime type remains a rare incident. Most robberies involve the taking of items such as mobile phones and small sums of money and are carried out by way of threat of violence rather than acts of violence. Minor assaults have increased, up 1.3% (+26) from last year. Overall this category is following a downward trend as the current level is still 4.2% lower than the 5 year average. Detection rates in all of these categories remain at high levels. In the majority of assaults no weapon was used.
- 2.11 Charges in relation to the **misuse of drugs** have fallen from last year in the number of persons charged with the supply, production or cultivation of illegal substances (199 to 171) however last year was higher than the preceding two years and this year sees trends taking performance back towards the levels seen in previous years.
- 2.12 **Crimes of dishonesty (group 3)** shows an overall reduction of 8.2% against the same period last year, down from 3517 to 3227, and is at its lowest level seen in the preceding 5 years. One of the most significant increases has been in thefts by housebreaking (550 to 573), but this can be attributed to an increase in crimes involving thefts from sheds and garages rather than break-ins to houses. Reports of theft by shoplifting & fraud have reduced significantly by 12.6% & 23% respectively and are also at their lowest levels in the last 5 years. The detection rate for acquisitive crime stands at 40.6%.

- 2.13 **Road Policing and Road Crime** is being addressed within the new structure of a local Forth Valley Divisional Road Policing Unit supplemented by the national Trunks Road Policing Group which covers activity on key main routes. The number of injury road collisions has reduced (257 to 242) and people killed or seriously injured has increased slightly (46 to 47). Focused efforts on addressing the potential causes of collision such as speeding continue although there has been a reduction in detection in the number of speeders, despite proactivity, the number of drivers not wearing seat belts and using mobile phones while driving have similarly reduced.
- 2.14 **Community Confidence and Engagement** remains at the heart of local policing, and the **number of complaints about the police** and the nature of such complaints can be a measure of how well this is being achieved. The number for this reporting period is 107. There were a total of 167 allegations contained within the 35 complaints, of which 147 were in relation to the actions of staff whilst on duty, 0 for off-duty incidents and 20 in respect of the quality of service delivered by the organisation. No significant trends in respect of individuals or particular locations are currently discernible. The results of the **service user survey** shown in sections 72 - 78 of the table relate to Forth Valley Division as a whole, although it is anticipated that future figures will be broken down to local authority areas. There is generally a high level of satisfaction with the various elements of service delivery.

### 3. RISKS AND THREATS

3.1 Some of the risks and threats which continue to present are:

- Metal theft – this has reduced over the year
- Skimming devices in Automated Teller Machines
- Bogus collection/theft of "charity" clothing – although sporadic and has reduced
- Child neglect (including the level of care and hygiene in the home)
- Local impact of serious organised crime groups
- So called "Legal highs" – this is a national issue.

By their nature, these remain longer-term threats and Forth Valley Division continues to focus on intervention and enforcement to address them.

- 3.2 No significant new operational issues emerged during the last reporting period.
- 3.3 During the current reporting period, officers in operations and our Community Investigation Unit have worked continuously in both prevention and enforcement activity tackling vehicle related crime. This has manifested itself in the Falkirk area with thefts of vehicle keys via housebreaking or sneak in thefts and subsequently the vehicles have been stolen using the true keys. Information sharing amongst neighbouring divisions has assisted with the identification and the detection of a number of offenders from outwith the division



#### **4. UPDATES**

- 4.1 This section of the report provides brief details of any matters within Falkirk Area Command which present a challenge for Forth Valley Division or which are of particular interest. Information on recent issues which emerged since the production of this report will be provided by way of a verbal report at the meeting.

#### **5. Appendices**

- 5.1 Appendix 1 – Falkirk Policing Performance Scrutiny Board Report

.....  
LOCAL COMMANDER, FORTH VALLEY DIVISION












Date: 1 June 2015

Contact Name: PC Amy McGregor (01324 678855)

# Falkirk Policing Performance Scrutiny Report



## Performance Indicators – 1 April 2014 to 31 March 2015

Appendix 2

Key		
PI Status	Five Year trend	Comparison to previous period
 Alert		
 Warning	 Improving	 Improving
 OK	 No change	 No change
 Unknown	 Getting worse	 Getting worse
 Data only		

### Falkirk Police Plan 2014-17 : Performance Reporting

#### Protecting People

No.	Performance Indicator	5 Year Average	Apr- Mar 2014	Target	Apr- Mar 2015	Short Trend	Context and Actions/Response
1	Number of Group 2 Crimes – Crimes of Indecency	 229.6	230	Reduce	274		<b>Context:</b> In the great majority of crimes of indecency, the perpetrator is known to the victim – the number carried out by strangers remains extremely low. All sexual crimes are investigated with the same thoroughness regardless of when they were committed. The CID oversees every sexual offences case and these are scrutinised daily to ensure prompt progress of the investigation. In recent years there has been a growing confidence among victims to report these crimes. Third party reporting through other organisations is also being promoted through a portal on the Police Scotland website on which details of participating bodies are available. Excessive alcohol consumption increases victim vulnerability to this type of crime, and police and partners are developing ways to highlight this to potential victims and to others who would be able to intervene.

NDA = no data available

**Author:** PC Amy McGregor, Performance Support, Forth Valley Division





**Contact:** [amy.mcgregor@scotland.pnn.police.uk](mailto:amy.mcgregor@scotland.pnn.police.uk) or 01324 678855

# Falkirk Policing Performance Scrutiny Report

## Performance Indicators – 1 April 2014 to 31 March 2015

### Falkirk Police Plan 2014-17 : Performance Reporting

#### Protecting People

No.	Performance Indicator	5 Year Average	Apr- Mar 2014	Target	Apr- Mar 2015	Short Trend	Context and Actions/Response
							<p><b>Update:</b> The review period April 2014 to March 2015 shows an overall increase of 44 additional crimes (up 19.1%) recorded under Group 2 Crimes of Indecency. A rise in the number of historic offences explains the increase in the current reporting period. Of the 274 crimes reported since 1 April 2014, 203 were committed during that time frame whilst 71 (25.9%) were committed before that date with 58 of those having occurred before 1 April 2013 and are classed as investigations in historic crimes. Over a quarter of all historic crimes were of rape (details in KPI 2 below). An increase in victims reporting historic crimes is seen as a positive indication of victim confidence in police and, in conjunction with proactive investigation by the Domestic Abuse Unit, this has led to an increase in this area, not just locally but also across the wider area.</p>
2	Group 2 Crimes - Detection Rate	 73.2%	83.5%	<b>Increase</b>	79.6%		<p><b>Context:</b> There are Standard Operating Procedures (SOPs) to direct investigations into these crimes. Enquiries can be protracted and detection rates can fluctuate month to month, but on average over the longer term are about 80%.</p> <p><b>Update:</b> The period April 2014 to March 2015 is up on the 5 year average by a rise of 6.4 percentage points, whilst compared with the same period last year, there is a reduction of 3.9 percentage points. Out of 203 crimes committed during the current period, 156 have been detected whilst 47 still have enquiries ongoing. A further 25 historic crimes still have enquiries ongoing.</p>
3	<i>Number of Rapes</i>		50	<b>Reduce</b>	50		<p><b>Context:</b> A dedicated Rape Investigation Unit has been</p>

NDA = no data available

**Author:** PC Amy McGregor, Performance Support, Forth Valley Division




**Contact:** [amy.mcgregor@scotland.pnn.police.uk](mailto:amy.mcgregor@scotland.pnn.police.uk) or 01324 678855

## Falkirk Policing Performance Scrutiny Report

### Performance Indicators – 1 April 2014 to 31 March 2015

#### Falkirk Police Plan 2014-17 : Performance Reporting

##### Protecting People

No.	Performance Indicator	5 Year Average	Apr- Mar 2014	Target	Apr- Mar 2015	Short Trend	Context and Actions/Response
		37.6					established in Forth Valley Division. Their remit is to oversee the investigation into these crimes to ensure a common standard of investigation is followed in accordance with the force's Rape Investigation Protocol.  <b>Update:</b> Historical reporting of this crime type is still contributing to this figure. Although 50 crimes of rape were reported within the reporting period only 31 crimes were committed during that time, the other 19 were committed pre 1 April 2014, 13 of these occurred prior to 1 April 2013 and have been reported to police as historic crimes.
4	Rape Detection Rate	 68.4%	84%	<b>Increase</b>	84%		<b>Context:</b> In common with other crimes of indecency, detection of rapes often happens months after they are reported. So crimes recorded in any month may not be the same as crimes detected. This makes detection rates fluctuate considerably between months and may sometimes result in rates of over 100%. Forensic investigation is important, but is obviously less applicable for "historic" crimes.  <b>Update:</b> The current period shows the level of detected crimes has dropped when compared with the previous year to date and the 5 year average. These detection rates relate to 40 crimes that have been detected during the reporting period, 15 of which were historic. Enquiries are ongoing in relation to the outstanding undetected crimes.
5	Sexual Offences Liaison Officer deployed within 24 hours for all rapes	NDA	NDA	<b>Maintain</b>	100%		<b>Context:</b> A Sexual Offences Liaison Officer (SOLO) is specially trained to provide support to victims of rape and early deployment has proven to be of great benefit to victims. The Target is a Forth Valley wide target to achieve 100%

**NDA** = no data available

**Author:** PC Amy McGregor, Performance Support, Forth Valley Division



**Contact:** [amy.mcgregor@scotland.pnn.police.uk](mailto:amy.mcgregor@scotland.pnn.police.uk) or 01324 678855

# Falkirk Policing Performance Scrutiny Report

## Performance Indicators – 1 April 2014 to 31 March 2015

### Falkirk Police Plan 2014-17 : Performance Reporting

#### Protecting People

No.	Performance Indicator	5 Year Average	Apr- Mar 2014	Target	Apr- Mar 2015	Short Trend	Context and Actions/Response
							<p>Sexual Offences Liaison Officer (SOLO) deployment within 24hrs of such a crime being reported. There is no previous comparative data available.</p> <p><b>Update:</b> This target has been achieved for this reporting period.</p>
6	Level of repeat offending – Registered Sex Offender committing sexual offences / other offences (now reported at Falkirk Area Command level)	NDA	NDA	--	2 / 30		<p><b>Context:</b> Management of offenders under the Multi Agency Public Protection Arrangements (MAPPA) is intended to limit the risk posed to the community. The level of management applied is commensurate with the perceived risk. There are currently 110 registered offenders – of these there is none in the highest category (level 3) with 19(17.2%) at level 2 and 91 at the lowest level 1 (82.7%)</p> <p><b>Update:</b> 30 of the 110 offenders registered in Falkirk Local Area Command re-offended after inclusion on the sex offenders register, with a total of 2 of these persons having committed offences which involved a sexual element.</p>
7	<i>Number of young people who offend</i>	NDA	1788	--	769		<p><b>Context:</b> This figure is for the whole of Forth valley Division. The population of 8 to 17 year olds is estimated at 34,307 and the year to date number of young people who offend per 10k population is calculated at 224. In context, over 2014/15 the percentage of 8 to 17 year olds that offend is 2.2%.</p> <p><b>Update:</b> This 56.9% reduction may be as a result of the whole systems approach being successful.</p>

**NDA** = no data available

**Author:** PC Amy McGregor, Performance Support, Forth Valley Division




**Contact:** [amy.mcgregor@scotland.pnn.police.uk](mailto:amy.mcgregor@scotland.pnn.police.uk) or 01324 678855

# Falkirk Policing Performance Scrutiny Report

## Performance Indicators – 1 April 2014 to 31 March 2015

### Falkirk Police Plan 2014-17 : Performance Reporting

#### Protecting People

No.	Performance Indicator	5 Year Average	Apr- Mar 2014	Target	Apr- Mar 2015	Short Trend	Context and Actions/Response
8	<i>Number of young people issued with Formal Warnings</i>	NDA	129	--	147		<p><b>Context:</b> These figures are for the whole of Forth Valley.</p> <p><b>Update:</b> The number of young people issued with formal warnings as a means of diversion from the traditional route of criminal justice via SCRA/COPFS has increased compared with the previous reporting period showing an increase of 14% with 18 more young people warned. This can be viewed as a positive result as this increase reflects the desire to reduce the criminalisation of young people for minor crimes and offences as, in accepting a warning, they are acknowledging they have done something wrong and have an opportunity to learn from a mistake and if relevant make restitution to a victim.</p>
9	<i>Number of young people who are referred to an Early &amp; Effective Interventions co-ordinator.</i>	NDA	NDA	<b>Increase</b>	NDA		<p><b>Context:.</b></p> <p><b>Update:</b> An issue has been identified with the figures for this KPI. This will be addressed for the next reporting period however they are not available at the time of publication.</p>
10	<i>Number of proactive internet based Child Protection investigations</i>	NDA	NDA	--	31		<p><b>Context:</b> This figure is for the whole of Forth Valley Division and is a new measure therefore no comparative data is available. Over time this will provide an indication of proactive work in this area.</p>
11	<i>Number of children referred to partner agencies</i>	NDA	NDA	--	378		<p><b>Context:</b> This figure relates to the number of children 15 years and under (or 16-17 years if under a supervision order) reported to Scottish Children's Reporter Administration or to</p>

**NDA** = no data available

**Author:** PC Amy McGregor, Performance Support, Forth Valley Division



**Contact:** [amy.mcgregor@scotland.pnn.police.uk](mailto:amy.mcgregor@scotland.pnn.police.uk) or 01324 678855

# Falkirk Policing Performance Scrutiny Report

## Performance Indicators – 1 April 2014 to 31 March 2015

### Falkirk Police Plan 2014-17 : Performance Reporting

#### Protecting People

No.	Performance Indicator	5 Year Average	Apr- Mar 2014	Target	Apr- Mar 2015	Short Trend	Context and Actions/Response
							<p>the Procurator Fiscal across the Forth Valley Division.</p> <p><b>Update:</b> There is no baseline data with which to compare performance. The year to date figure for referrals can be broken down as follows: SCRA = 123   SCRA/PF = 61   PF only = 194</p>
12	<i>% of police attendance at Child Protection case conferences</i>	NDA	NDA	--	92.1%		<p><b>Context:</b> This figure relates to % of Police attendance as a result of invitations to partner agency child protection case conferences and is for the whole of the Forth Valley Division. These meetings include Pre-birth meetings, initial meetings and review meetings</p> <p><b>Update:</b> There were 534 meetings held during the reporting period, 492 of which were attended by Police. Of those attended 33 were pre-birth, 118 initial and 339 were review meetings. Police reports are provided to all meetings not personally attended by officers.</p>
13	<i>E-Safety Partnership - No of persons engaged with at talks/events</i>	NDA	NDA	--	337		<p><b>Context:</b> The partnership comprises Police, Education, Child Protection, Social Work, 3<sup>rd</sup> Sector Agencies and private technology industries and works with the Scottish Government Child Internet Safety Stake Holders Group. This measure indicates the total number of persons engaged with at E-Safety Partnership events and presentations in the Falkirk area. Children are placed into 3 age groups – 5-7yrs, 8-10yrs &amp; 11-16yrs with a separate category for parents.</p> <p><b>Update:</b> Between April &amp; June 2014 events were delivered</p>

**NDA** = no data available

**Author:** PC Amy McGregor, Performance Support, Forth Valley Division



**Contact:** [amy.mcgregor@scotland.pnn.police.uk](mailto:amy.mcgregor@scotland.pnn.police.uk) or 01324 678855

# Falkirk Policing Performance Scrutiny Report

## Performance Indicators – 1 April 2014 to 31 March 2015

### Falkirk Police Plan 2014-17 : Performance Reporting

#### Protecting People

No.	Performance Indicator	5 Year Average	Apr- Mar 2014	Target	Apr- Mar 2015	Short Trend	Context and Actions/Response
							in the Falkirk area to 0 x 5-7 year olds, 57 x 8-10 year olds, 82 x 11-16 year olds and 198 adults including parents and professionals from across Forth Valley from sectors including Education, Social work and Health services with a view to enabling them to cascade this to piers and service users. .
14	<i>Number of adult at risk referrals made to partner agencies</i>	NDA	NDA	--	1790		<p><b>Context:</b> This figure relates to the Forth Valley Division and captures the number of adults identified by police to meet the Three point test under the Adult Support and protection (Scotland) Act 2007. Adults at Risk are defined as those over 16 years who are unable to safeguard their own well-being, property, rights or other interest and are at risk and because they are affected by disability, mental disorder, illness or mental infirmity, are more vulnerable to being harmed than adults not so affected.</p> <p><b>Update:</b> There is no baseline data with which to compare performance.</p>
15	<i>Number of hate crimes</i>	NDA	219	<b>Reduce</b>	223		<p><b>Context:</b> Police now specifically identify all categories of hate crime committed in respect of personal characteristics such as disability and sexual orientation as well as race. However, race remains the single largest category. Additional support to victims of such crime is often an important element of the response.</p> <p><b>Update:</b> During the review period April 2014 to March 2015 there were 222 Hate Incidents resulting in 223 charges. Of these 180 were detected.</p>

**NDA** = no data available

**Author:** PC Amy McGregor, Performance Support, Forth Valley Division

**Contact:** [amy.mcgregor@scotland.pnn.police.uk](mailto:amy.mcgregor@scotland.pnn.police.uk) or 01324 678855




# Falkirk Policing Performance Scrutiny Report

## Performance Indicators – 1 April 2014 to 31 March 2015

### Falkirk Police Plan 2014-17 : Performance Reporting

#### Protecting People

No.	Performance Indicator	5 Year Average	Apr- Mar 2014	Target	Apr- Mar 2015	Short Trend	Context and Actions/Response
							<p>138 were due to Race which accounts for 62% of all Hate Crimes recorded.</p> <p>There were 47 Hate Crimes directed at Police, 19 of which were due to Race. This has reduced significantly compared with last year when 69 such crimes were directed at police.</p> <p>Race Remains the greatest Hate Crime motivation within Falkirk but is not exclusive to any one Ethnic Grouping as the victims were of English, Polish, Pakistani and Indian, Hungarian, Iraqi, Welsh, Haitian, Hong Kong, Zimbabwean, Northern Irish, Dutch, South African, Phillipino and Italian backgrounds.</p>
16	Hate crimes and offences – detection rate	NDA	86.1%	Increase	80.3%		<p><b>Context:</b> Police now specify all categories of hate crime committed in respect of personal characteristics such as disability and sexual orientation as well as race. Victims of hate crime can be amongst the most vulnerable persons in the community, and investigation of such crime receives particular focus</p> <p><b>Update:</b> As a result of the priority these crimes are given 80.3% of crimes this year have been detected so far. The year to date figure has reduced compared with both the preceding period and the previous year however remains high and is indicative of the priority afforded to these incidents. Notably the reduction of crimes directed at police officers will have an impact on the overall detection rate as in those particular crimes the offender was already known. Where crimes remain undetected there is usually an insufficiency of corroborative evidence. There is evidence of society becoming less tolerant of hate crime with instances of third</p>

**NDA** = no data available

**Author:** PC Amy McGregor, Performance Support, Forth Valley Division




**Contact:** [amy.mcgregor@scotland.pnn.police.uk](mailto:amy.mcgregor@scotland.pnn.police.uk) or 01324 678855

# Falkirk Policing Performance Scrutiny Report

## Performance Indicators – 1 April 2014 to 31 March 2015

### Falkirk Police Plan 2014-17 : Performance Reporting

#### Protecting People

No.	Performance Indicator	5 Year Average	Apr- Mar 2014	Target	Apr- Mar 2015	Short Trend	Context and Actions/Response
							party reporting being made where the complainer has not been traced. In such cases it is more difficult to detect an offender.
17	Total domestic abuse incidents	NDA	1778	--	1921		<p><b>Context:</b> The targeting of repeat offenders and strong levels of support for victims are both key to addressing the issue of domestic abuse.</p> <p><b>Update:</b> This has increased by 8% compared with last year. The Domestic Abuse Investigation Unit is now well established and has the remit of investigating historical abuse investigations which have increased as a result of increasing confidence in police who are working alongside partner agencies such as Women's Aid. These incidents are still afforded a priority status and are managed at daily Tasking Meetings.</p>
18	Total crimes and offences in domestic abuse incidents	NDA	1618	--	1573		<p><b>Context:</b> This figure relates to the total number of crimes recorded that are attributed to domestic abuse.</p> <p><b>Update:</b> The current figures show a reduction of 2.8% compared with the same period last year.</p>
19	% of Domestic abuse incidents that result in a crime being recorded	NDA	49.5%	--	60.8%		<p><b>Context:</b> This figure relates to the number of Domestic Abuse incidents reported that are subsequently investigated as crimes. All domestic abuse incidents are subjected to a high level of scrutiny to ensure a victim oriented approach. NB this figures relates to number of incidents not number of crimes.</p>

**NDA** = no data available

**Author:** PC Amy McGregor, Performance Support, Forth Valley Division


**Contact:** [amy.mcgregor@scotland.pnn.police.uk](mailto:amy.mcgregor@scotland.pnn.police.uk) or 01324 678855

# Falkirk Policing Performance Scrutiny Report

## Performance Indicators – 1 April 2014 to 31 March 2015

### Falkirk Police Plan 2014-17 : Performance Reporting

#### Protecting People

No.	Performance Indicator	5 Year Average	Apr- Mar 2014	Target	Apr- Mar 2015	Short Trend	Context and Actions/Response
							<b>Update:</b> There has been an increase of 11.3 points in respect of the number of domestic incidents that were subsequently recorded as a crime compared with previous year to date.
20	<i>Total crimes and offences in domestic abuse incidents detection rate</i>	NDA	80.2%	<b>Increase</b>	83.2%	↑	<p><b>Context:</b> High detection rates arising from thorough investigation may contribute to reductions in the incidence of domestic abuse by highlighting to the perpetrator the likelihood of arrest and subsequent criminal proceedings as a consequence of their action.</p> <p><b>Update:</b> The detection rate for these crimes has risen by 3 percentage points. These crimes continue to be prioritised and every effort made to trace offenders and protect victims.</p>
21	<i>Number of detections for domestic abuse bail offences.</i>	NDA	113	--	113		<p><b>Context:</b> This figure provides an indication of how many offenders have breached bail conditions imposed at court following incidents of a domestic nature.</p> <p><b>Update:</b> The figures show no change from the previous year.</p>
22	<i>Ensure 95% of domestic abuse initial bail checks are conducted within a prescribed timeframe (24hrs)</i>	NDA	NDA	<b>95%</b>	94.9%	⚠	<p><b>Context:</b> This KPI relates to when a perpetrator of domestic abuse has been held in custody and released on bail from court. Once Police are notified they thereafter have 24hrs to trace the victim and notify them of the release to prevent further crime and reduce risk and harm to the victim and wider society.</p> <p><b>Update:</b> This area is given a high degree of priority with all possible effort made to deliver these messages within the target time.</p>

**NDA** = no data available

**Author:** PC Amy McGregor, Performance Support, Forth Valley Division




**Contact:** [amy.mcgregor@scotland.pnn.police.uk](mailto:amy.mcgregor@scotland.pnn.police.uk) or 01324 678855

# Falkirk Policing Performance Scrutiny Report

## Performance Indicators – 1 April 2014 to 31 March 2015

### Falkirk Police Plan 2014-17 : Performance Reporting

#### Protecting People

No.	Performance Indicator	5 Year Average	Apr- Mar 2014	Target	Apr- Mar 2015	Short Trend	Context and Actions/Response
23	<i>No of individuals subject of Multi Agency Tasking and Coordinating - MATAC referrals (High risk perpetrators of domestic abuse)</i>	NDA	NDA	--	25		<b>Context:</b> This process started in June 2013 and therefore no previous comparative data is available.
24	<i>No of individuals subject of Multi Agency Risk Assessment Conferences - MARAC referrals (High risk victims of domestic abuse)</i>	NDA	NDA	--	65		<b>Context:</b> This process started in August 2013 and therefore no previous comparative data is available.
25	<i>CONTEST – measures to be developed locally</i>	NDA	NDA	--	29		<p><b>Context:</b> CONTEST is the UK Government's Counter Terrorism Strategy which is organised around 4 work streams, each comprising a number of key objectives:  <u>Pursue:</u> to stop terrorist attacks  <u>Prevent:</u> to stop people becoming terrorists or supporting terrorism  <u>Protect:</u> to strengthen our protection against a terrorist attack  <u>Prepare:</u> to mitigate the impact of a terrorist attack</p> <p><b>Update:</b> Counter Terrorism (CT) CONTEST awareness inputs have been delivered to LA Chief Executives and Senior Management.  Workshop to Raise Awareness of Prevent (WRAP) has been delivered at SPS College, Brighton's and a Product presentation was delivered to Polmont YOI.  CT Awareness/Hostile Reconnaissance and WRAP 3 presentations have been delivered to Polmont YOI.  Bespoke CT Awareness sessions have been delivered to</p>

**NDA** = no data available

**Author:** PC Amy McGregor, Performance Support, Forth Valley Division

**Contact:** [amy.mcgregor@scotland.pnn.police.uk](mailto:amy.mcgregor@scotland.pnn.police.uk) or 01324 678855

# Falkirk Policing Performance Scrutiny Report

## Performance Indicators – 1 April 2014 to 31 March 2015

### Falkirk Police Plan 2014-17 : Performance Reporting

#### Protecting People

No.	Performance Indicator	5 Year Average	Apr- Mar 2014	Target	Apr- Mar 2015	Short Trend	Context and Actions/Response
							<p>Police and Scottish Fire &amp; Rescue Service (including Roads Policing and Officers managing Vulnerable Persons Database).</p> <p>The Forth Valley Multi Agency CONTEST Group met on 2<sup>nd</sup> July, 10<sup>th</sup> October 2014 and 14th January, 31st March 2015 with senior representation from Falkirk Local Authority who are working towards delivery of the Governments National Strategic Implementation Plan.</p> <p>CONTEST Lead Supt McAllister met with senior management Falkirk LA to provide overview of CONTEST and to discuss LA structures in relation to this.</p> <p>Prevent Delivery Unit provided a CONTEST/Prevent Product input to 80 Directors/Heads of Service/Managers within Criminal Justice/Social Work.</p> <p>ACT Now presentations were delivered to students at both Falkirk and Braes High School.</p> <p>CONTEST Lead Supt McAllister provided at CONTEST/Governance input to Polmont YOI CONTEST representative.</p> <p>CONTEST Lead Supt McAllister provided a CONTEST Input to senior management, NHS</p> <p>WRAP 3 Presentations were delivered to Forth Valley College and Guidance/Pastoral Heads from Falkirk Schools.</p> <p>A Local Implementation Plan overview was provided to Falkirk Community Trust.</p> <p>Year to date at December 2014 there have been 29 presentations delivered in the Falkirk Council area in effort to raise awareness of the CONTEST strategy</p>







**NDA** = no data available

**Author:** PC Amy McGregor, Performance Support, Forth Valley Division

**Contact:** [amy.mcgregor@scotland.pnn.police.uk](mailto:amy.mcgregor@scotland.pnn.police.uk) or 01324 678855

# Falkirk Policing Performance Scrutiny Report

## Performance Indicators – 1 April 2014 to 31 March 2015

Falkirk Police Plan 2014-17 : Performance Reporting							
Protecting Places							
No.	Performance Indicator	5 Year Average	Apr- Mar 2014	Target	Apr- Mar 2015	Short Trend	Context and Actions/Response
26	Total number of Group 4 crimes	 1973	1580	Reduce	1472		<p><b>Context:</b> Group 4 Crimes include Fireraising, Vandalism, Reckless Conduct (with a Firearm) and Culpable and Reckless Conduct (not firearms). Vandalism typically makes up 91% of this crime type.</p> <p><b>Update:</b> There has been a reduction of 6.8%, down 108 crimes in the total number of reported Group 4 crimes year compared with the same period last year. This is continuation of the longer term reduction of 25.4%, 501 crimes fewer when compared with the 5 year average. 2014/15 year was the lowest reported level of these crimes in 5 years.</p>
27	Group 4 crimes detection rate	 36.7%	34.3%	Increase	31.3%		<p><b>Context:</b> Perpetrators are normally local to the community in which crimes are committed, and community officers focus on identifying them.</p> <p><b>Update:</b> The detection rate for Group 4 Crimes has fallen by 3.1 points compared with last year and is down 5.4 points compared with the 5 year average. The detection rate has dipped however taking cognisance of the resourcing challenges during quarters 2 &amp; 3 and priority being given to more serious crime, acts of vandalism will fall for review and investigation as such challenges ease.</p>
28	Number of vandalism	 1786	1429	Reduce	1336		<p><b>Context:</b> Most common types of damage are to house windows and to vehicles.</p>

NDA = no data available

**Author:** PC Amy McGregor, Performance Support, Forth Valley Division







**Contact:** [amy.mcgregor@scotland.pnn.police.uk](mailto:amy.mcgregor@scotland.pnn.police.uk) or 01324 678855

## Falkirk Policing Performance Scrutiny Report

### Performance Indicators – 1 April 2014 to 31 March 2015


#### Falkirk Police Plan 2014-17 : Performance Reporting

##### Protecting Places

No.	Performance Indicator	5 Year Average	Apr- Mar 2014	Target	Apr- Mar 2015	Short Trend	Context and Actions/Response
							<b>Update:</b> There has been a 6.5% reduction in the number of reported vandalism. The longer term reduction also continues to show a drop in this crime type with the current figure 25.2% lower when compared with the 5 year average.
29	Vandalism detection rate	 35%	32%	<b>Increase</b>	29.1%		<b>Update:</b> The detection rate for vandalism has fallen by 2.9 points compared with last year's figures and is 5.9 points lower than the 5 year average.
30	Number of Fireraisings	 111.6	73	<b>Reduce</b>	64		<b>Update:</b> Reported crimes of Fireraising are down 12.3% when compared with the previous year and the long term reduction continues with a 42.7% drop when compared with the 5 year average.
31	Fireraising detection rate	 35.8%	31.5%	<b>Increase</b>	29.7%		<b>Update:</b> The detection rate for crimes of Fireraising is down 1.8 points compared with the same period last year and down 6.1 points on the 5 year average.

#### Falkirk Police Plan 2014-17 : Performance Reporting

##### Dealing with Antisocial Behaviour

No.	Performance Indicator	5 Year Average	Apr- Mar 2014	Target	Apr- Mar 2015	Short Trend	Context and Actions/Response
32	Number of complaints regarding disorder	NDA	10,467	<b>Reduce</b>	8,208		<b>Context:</b> As incidents of disorder often feature noise/neighbour disputes, work is being undertaken to identify locations where there are repeat occurrences to

NDA = no data available



**Author:** PC Amy McGregor, Performance Support, Forth Valley Division

**Contact:** [amy.mcgregor@scotland.pnn.police.uk](mailto:amy.mcgregor@scotland.pnn.police.uk) or 01324 678855

## Falkirk Policing Performance Scrutiny Report

### Performance Indicators – 1 April 2014 to 31 March 2015

Falkirk Police Plan 2014-17 : Performance Reporting							
Dealing with Antisocial Behaviour							
No.	Performance Indicator	5 Year Average	Apr- Mar 2014	Target	Apr- Mar 2015	Short Trend	Context and Actions/Response
							<p>allow preventive /intervention strategies to be developed by partner agencies. High visibility patrols are directed in accordance with intelligence and information about incidents of recurring disorder involving particular locations or individuals. This includes local community information which identifies any recurring disorder</p> <p><b>Update:</b> There has been a continued reduction in incidents of disorder against last year which follows the long term trend over the past few years. The number of incidents of disorder reported for the full year 2014/15 have fallen by 2259 (21.6%) when compared with the same period the previous year. Joint TT&amp;CG with Falkirk Council is continuing involving regular partnership liaison and circulation of daily tactical reports. CI Paterson will provide an update in relation to the Daily Tactical to the Board.</p>

Falkirk Police Plan 2014-17 : Performance Reporting							
Violent Crime							
No.	Performance Indicator	5 Year Average	Apr-Mar 2014	Target	Apr-Mar 2015	Short Trend	Context and Actions/Response
33	Total number of Group 1: Crimes of Violence	 172.8	152	Reduce	182		<p><b>Context:</b> Group 1 Crimes encompass serious crimes of violence such as Murder, Att Murder, Robbery, Child Cruelty and Serious Assault. The Criminal Investigation Department has primary responsibility for the investigation of such incidents. Group1 crimes of violence are scrutinised on a daily basis and at present</p>

NDA = no data available

**Author:** PC Amy McGregor, Performance Support, Forth Valley Division

**Contact:** [amy.mcgregor@scotland.pnn.police.uk](mailto:amy.mcgregor@scotland.pnn.police.uk) or 01324 678855





# Falkirk Policing Performance Scrutiny Report

## Performance Indicators – 1 April 2014 to 31 March 2015

### Falkirk Police Plan 2014-17 : Performance Reporting

#### Violent Crime

No.	Performance Indicator	5 Year Average	Apr-Mar 2014	Target	Apr-Mar 2015	Short Trend	Context and Actions/Response
							<p>there are no clear trends of concern.</p> <p><b>Update:</b> Due to a rise over the first two quarters of 2014, the overall level of violent crime is up 19.7% compared with the same period last year, and levels are also 5.3% higher when compared against the 5 year average.</p> <p>Serious Assaults account for 34.6% of Group 1 crime, Robbery 13% Child Cruelty accounts for 22.5%. Whilst there has been no significant change in the numbers of Serious Assaults or Robbery from last year, Child Cruelty related charged have increased by 57.7% up from 26 in 2013/14 to 41 in 2014/15. This increase is as a result of increased awareness of the implications of drugs supply and other risk factors when officers attend homes where there are children during routine calls or through proactivity and this has contributed to the overall rise in this group.</p> <p>One high profile Murder, with a successful outcome at court, occurred during the review period.</p>
34	Number of reported Attempted Murder	 23.2	10	Reduce	8		<p><b>Context:</b> The overall trend for this crime type is downward compared with the 5 year average however generally numbers are low therefore there may be fluctuations.</p> <p><b>Update:</b> There has been 2 less instances of this type of crime year to date.</p>






**NDA** = no data available

**Author:** PC Amy McGregor, Performance Support, Forth Valley Division

**Contact:** [amy.mcgregor@scotland.pnn.police.uk](mailto:amy.mcgregor@scotland.pnn.police.uk) or 01324 678855

## Falkirk Policing Performance Scrutiny Report

### Performance Indicators – 1 April 2014 to 31 March 2015

Falkirk Police Plan 2014-17 : Performance Reporting							
Violent Crime							
No.	Performance Indicator	5 Year Average	Apr-Mar 2014	Target	Apr-Mar 2015	Short Trend	Context and Actions/Response
35	Attempted Murder detection rate	100%	100%	Maintain	100%		<p><b>Context:</b> Due to low numbers of these crimes detection rates appear as a high percentage.</p> <p><b>Update:</b> Due to the scrutiny and priority these crimes are afforded the detection rates are high. All of the 8 incidents that occurred within the period are detected.</p>
36	Number of reported Serious Assault	 76.6	63	Reduce	63		<p><b>Context:</b> The weekend period is the peak period for serious assaults, often linked to the consumption of alcohol. Most offenders are male. Most assaults are carried out by kicks and punches rather than by use of a weapon.</p> <p><b>Update:</b> Despite the earlier reported rise over Qtrs 1 and 2 of 2014/15, there has been no change in the overall level of this crime type compared with the same period last year and the figures show a reduction of 17.8% when compared against the 5 year average.</p>
37	Serious Assault detection rate	 96.3%	93.7%	Increase	93.7%		<p><b>Context:</b> Crimes are recorded on the date they are reported regardless of when they occurred. Detections are recorded on the date a perpetrator is charged, regardless of when the crime was committed. This can mean that in any given month more detections are recorded than the number of crimes that are reported in a particular category. As detection rate is calculated as the proportion of crimes detected against those recorded over a specific period, this can result in detection rates of more than 100%.</p> <p><b>Update:</b> Group1 crimes of violence are scrutinised on a daily basis and at present there are no trends in respect</p>

NDA = no data available

**Author:** PC Amy McGregor, Performance Support, Forth Valley Division



**Contact:** [amy.mcgregor@scotland.pnn.police.uk](mailto:amy.mcgregor@scotland.pnn.police.uk) or 01324 678855

# Falkirk Policing Performance Scrutiny Report

## Performance Indicators – 1 April 2014 to 31 March 2015

### Falkirk Police Plan 2014-17 : Performance Reporting

#### Violent Crime

No.	Performance Indicator	5 Year Average	Apr-Mar 2014	Target	Apr-Mar 2015	Short Trend	Context and Actions/Response
							of perpetrators, victims or locations. The current detection rate remains high and there is no change compared to the previous year however it is down 2.6 percentage points when compared against the 5 year average. There has been focused activity across the area including licensed premises checks directed towards prevention and providing reassurance with regard to tackling violent crime.
38	Number of reported Robbery	 23	26	<b>Reduce</b>	25		<p><b>Context:</b> This category also includes assault with intent to rob. Most crimes involve theft of items from individuals such as mobile phones and small amounts of cash. All cases, regardless of the property taken, are given the priority afforded to crimes of violence and are overseen by the Criminal Investigation Department. Numbers are generally low in this category and fluctuations can be seen from month to month</p> <p><b>Update:</b> There is no discernable pattern in terms of M/O, victim or offender. The number of robberies averages at just over two per month over the longer term. Despite the initial rise seen in the 1<sup>st</sup> Qtr of 2014/15 the year to date figure is one crime less than the previous year and two crimes higher than the 5 year average for this crime type.</p> <p>No patterns or trends have emerged which might inform proactive strategies. Most incidents involve the taking of items such as mobile phones and small sums of money, and are often committed by individuals living a chaotic lifestyle. The majority of incidents involve threats of violence rather than acts of violence.</p>

**NDA** = no data available

**Author:** PC Amy McGregor, Performance Support, Forth Valley Division







**Contact:** [amy.mcgregor@scotland.pnn.police.uk](mailto:amy.mcgregor@scotland.pnn.police.uk) or 01324 678855

## Falkirk Policing Performance Scrutiny Report

### Performance Indicators – 1 April 2014 to 31 March 2015

#### Falkirk Police Plan 2014-17 : Performance Reporting

#### Violent Crime

No.	Performance Indicator	5 Year Average	Apr-Mar 2014	Target	Apr-Mar 2015	Short Trend	Context and Actions/Response
39	Robbery detection rate	 79.6%	76.9%	<b>Increase</b>	88%		<p><b>Context:</b> The CID have primary responsibility for investigation of robberies which are closely scrutinized to discern any emerging trends in respect of location, victim or perpetrator.</p> <p><b>Update:</b> The current detection rate is up 11.1 points compared with the same period last year and up 8.4 points compared with the 5 year average.</p>
40	Number of reported Petty (common ) Assault	 2044	1933	<b>Reduce</b>	1959		<p><b>Context:</b> A large number of these assaults occur in residential property or in gardens or nearby streets and involve people known to each other. Alcohol is often a contributory factor. Incidents also occur regularly within the night-time economy of town centres. Patrol plans and staffing profiles are designed to have staff available at the times and locations where incidents in public are likely to occur.</p> <p><b>Update:</b> Levels of assaults have risen slightly, up 1.3% compared with the previous year, which was the lowest in the last 5 years. Year to date for 2014/15 crimes of common assault are still 4.2% lower than the 5 year average. An ever increasing number of these crime occur within private premises and are often as a result of domestic incidents with intervention carried out with partners where a problematic address where ASB is identified.</p>
41	Petty (Common) assault detection rate	 81.6%	79%	<b>Increase</b>	80.7%		<p><b>Update:</b> Overall the detection rate has remained at a pretty consistent level with approx. 4 in every 5 assaults being detected. In the main, the perpetrator knows his /</p>



**NDA** = no data available



**Author:** PC Amy McGregor, Performance Support, Forth Valley Division

**Contact:** [amy.mcgregor@scotland.pnn.police.uk](mailto:amy.mcgregor@scotland.pnn.police.uk) or 01324 678855

## Falkirk Policing Performance Scrutiny Report

### Performance Indicators – 1 April 2014 to 31 March 2015

Falkirk Police Plan 2014-17 : Performance Reporting							
Violent Crime							
No.	Performance Indicator	5 Year Average	Apr-Mar 2014	Target	Apr-Mar 2015	Short Trend	Context and Actions/Response
							her victim. Few common assaults occur locally where the perpetrator / victim are not known to each other. The detection rate for petty assault has increased, up 1.6 percentage points on last year however is slightly lower than the 5 year average.
42	<i>Number of detections for Carrying Knives etc &amp; Possession of Offensive Weapons</i>	 128	122	<b>Increase</b>	104		<p><b>Context:</b> This crime type is normally as a result of pro-active police work and is linked to stop and search activity (See KPIs 82 &amp; 83).</p> <p><b>Update:</b> The general trend is that detections for this crime type have reduced in this area.</p>

Falkirk Police Plan 2014-17 : Performance Reporting							
Disrupting Organised Crime							
No.	Performance Indicator	5 Year Average	Apr- Mar 2014	Target	Apr- Mar 2015	Short Trend	Context and Actions/Response
43	<i>Number of identified Serious and Organised Crime Groups (SOCGs)</i>	NDA		--	4		<p><b>Context:</b> This figure is for the number of Serious and Organised Crime Groups for the whole of the Forth Valley Division and cannot be broken down to Area Command Level.</p> <p>It is intended that this KPI will be reported at Local Authority Level from April 2015.</p>
44	<i>Number of arrests of Serious and Organised</i>	NDA	78	<b>Increase</b>	83		<p><b>Context:</b> This figure is for the whole of the Forth Valley Division and cannot be broken down to Area Command Level.</p>





NDA = no data available

**Author:** PC Amy McGregor, Performance Support, Forth Valley Division

**Contact:** [amy.mcgregor@scotland.pnn.police.uk](mailto:amy.mcgregor@scotland.pnn.police.uk) or 01324 678855

# Falkirk Policing Performance Scrutiny Report

## Performance Indicators – 1 April 2014 to 31 March 2015

Falkirk Police Plan 2014-17 : Performance Reporting							
Disrupting Organised Crime							
No.	Performance Indicator	5 Year Average	Apr- Mar 2014	Target	Apr- Mar 2015	Short Trend	Context and Actions/Response
	<i>Crime Group members</i>						<b>Update:</b> There continues to be a real focus around tackling Serious and Organised Crime within the Falkirk Area Command which is evidenced by the year on year increase in arrests. The remit of the Proactive CID, a unit that works with Community Officers, is to address this type of crime at a local level.
45	Number of detections for drugs supply, drugs productions, drugs cultivation	 186.6	199	<b>Increase</b>	171		<p><b>Context:</b> Detections for this type of crime is usually as a result of community derived information. Community Teams have an important role in disrupting drug dealing at a local level.</p> <p><b>Update:</b> Performance is up down by 14.1% when compared with the previous year and also down, by 8.4%, when compared with the long term 5 year average. Work is ongoing to develop intelligence with the aim of continuing to identify and tackle drug dealers in our communities. A further update will be provided to the Board by CI Paterson.</p>
46	<i>Signpost Custody Referrals</i>	NDA	71	--	105		<p><b>Context:</b> Arrest Referral targets drug and alcohol related offenders at the point of arrest and links individuals with addiction needs into Addiction Services via the Single Point of Referral across Forth Valley.</p>
47	Prevent Serious Organised Crime Groups from involvement in	NDA	£1,202,237	£1,246,300 (Y to D)	£6,200,000		<p><b>Context:</b> This measure is part of the Police Scotland "Letting our Communities Flourish" strategy. It is used as a disruption tactic to deter and prevent the operation of quasi-legitimate businesses associated with Serious and Organised Crime Groups. These figures relate to</p>

NDA = no data available

**Author:** PC Amy McGregor, Performance Support, Forth Valley Division

**Contact:** [amy.mcgregor@scotland.pnn.police.uk](mailto:amy.mcgregor@scotland.pnn.police.uk) or 01324 678855

## Falkirk Policing Performance Scrutiny Report

### Performance Indicators – 1 April 2014 to 31 March 2015

Falkirk Police Plan 2014-17 : Performance Reporting							
Disrupting Organised Crime							
No.	Performance Indicator	5 Year Average	Apr- Mar 2014	Target	Apr- Mar 2015	Short Trend	Context and Actions/Response
	legitimate enterprise (Forth Valley Div figures)						Forth Valley Division and are not broken down to Local Authority Level.  <b>Update:</b> The annual target has been exceeded by 497.5% however work will continue to identify and pursue other OCG's who seek to exploit business opportunities in this area.
48	Applications for confiscation of assets under Proceeds of Crime legislation (Forth Valley Div figures)	NDA	£2,463,598	£3,060,000 (Y to D)	£3,669,679	↑	<b>Context:</b> This measure quantifies the cash or value of assets or income seized by Police under the Proceeds of Crime Act legislation in order to disrupt the criminal activities of members of organised crime groups. These figures are calculated for the whole of Forth Valley Division and are not broken down to Local Authority Level.  <b>Update:</b> The breakdown of asset confiscation for 2014/15 is, £2,790,581 = restraints and £16,098 cash.

Falkirk Police Plan 2014-17 : Performance Reporting							
Crimes of Dishonesty							
No.	Performance Indicator	5 Year Average	Apr- Mar 2014	Target	Apr- Mar 2015	Short Trend	Context and Actions/Response
49	Total Number Group 3 Acquisitive Crime	↑ 3687.8	3517	Reduce	3227	↑	<b>Context:</b> Group 3 crime is known as acquisitive crime and includes Housebreaking, Opening Lockfast Places (OLP), Motor Vehicle crime, Common Theft, Shoplifting and Fraud.





NDA = no data available

**Author:** PC Amy McGregor, Performance Support, Forth Valley Division

**Contact:** [amy.mcgregor@scotland.pnn.police.uk](mailto:amy.mcgregor@scotland.pnn.police.uk) or 01324 678855

# Falkirk Policing Performance Scrutiny Report

## Performance Indicators – 1 April 2014 to 31 March 2015

Falkirk Police Plan 2014-17 : Performance Reporting							
Crimes of Dishonesty							
No.	Performance Indicator	5 Year Average	Apr- Mar 2014	Target	Apr- Mar 2015	Short Trend	Context and Actions/Response
							<p><b>Update:</b> The current period, in line with the recent trend, sees an overall reduction in the reported level of these crimes which has reduced by 8.2% (290 fewer crimes) compared with the previous year and is down 12.5% (460 fewer crimes) compared with the 5 year average.</p>
50	Total No. Group 3 : Acquisitive Crime - detection rate	 49.8%	47.6%	Increase	40.6%		<p><b>Context:</b> This measure relates to the overall detection rate for all acquisitive (Group 3) crime. The nature of investigations into this crime type often means that detections will occur over time as forensic and other enquires yield information which means this figure will be reasonably expected to improve over time.</p> <p><b>Update:</b> The overall detection rate for acquisitive crimes has dropped by 7 percentage points compared with same period last year and is down 9.2 points compared with the 5 year average.</p>
51	Theft by housebreaking (All Types)	 484.2	550	Reduce	573		<p><b>Context:</b> Housebreakings (HBs) or attempts are classified in three categories by police. These are Commercial Property, Residential Dwellings and Other Domestic Buildings such as garages and sheds.</p> <p>Many crimes are opportunistic, most occurring when occupants are out. Police continue to provide security advice to communities to reduce such opportunities.</p> <p><b>Update:</b> Housebreaking is up compared with both the same period last year up 4.2% (23 more crimes) and up</p>

NDA = no data available

**Author:** PC Amy McGregor, Performance Support, Forth Valley Division

**Contact:** [amy.mcgregor@scotland.pnn.police.uk](mailto:amy.mcgregor@scotland.pnn.police.uk) or 01324 678855





# Falkirk Policing Performance Scrutiny Report

## Performance Indicators – 1 April 2014 to 31 March 2015

### Falkirk Police Plan 2014-17 : Performance Reporting

#### Crimes of Dishonesty

No.	Performance Indicator	5 Year Average	Apr- Mar 2014	Target	Apr- Mar 2015	Short Trend	Context and Actions/Response
							18.3% (89 more crimes) when compared with the long term 5 year average figure. Of the 573 HB's that occurred during this period, they can be broken down into the categories as follows - 208 residential, 119 commercial and 246 housebreakings at sheds and garages. This biggest increase has been in relation to reported housebreakings to sheds and garages, up 19 more crimes compared with the same period the previous year (a rise of 8.4%).
52	Theft by housebreaking (All Types) detection rate	 31.2%	30.2%	<b>Increase</b>	31.6%		<p><b>Context:</b> As part of the investigation process for HB's Scenes of Crime examinations are carried out whenever possible. The results of these examinations can take time to process however positive forensic leads can lead to crimes being detected some months after they have been committed and therefore this figure may further increase in time.</p> <p><b>Update:</b> Despite the increase in the number of housebreakings, the detection rate has risen both when compared with the long term, up 0.4 percentage points, and up 1.4 percentage points when compared with the same period last year. The increase in housebreaking crime detections as a result of the focus provided under Operation RAC.</p>







**NDA** = no data available

**Author:** PC Amy McGregor, Performance Support, Forth Valley Division

**Contact:** [amy.mcgregor@scotland.pnn.police.uk](mailto:amy.mcgregor@scotland.pnn.police.uk) or 01324 678855

# Falkirk Policing Performance Scrutiny Report

## Performance Indicators – 1 April 2014 to 31 March 2015

Falkirk Police Plan 2014-17 : Performance Reporting							
Crimes of Dishonesty							
No.	Performance Indicator	5 Year Average	Apr- Mar 2014	Target	Apr- Mar 2015	Short Trend	Context and Actions/Response
53	<i>Theft by housebreaking (residential)</i>	 217.4	201	<b>Reduce</b>	208		<p><b>Context:</b> Housebreakings (HBs) or attempts are classified in three categories by police. These are Commercial Property, Residential Dwellings and Other Domestic Buildings such as garages and sheds. Many crimes are opportunistic, most occurring when occupants are out. Police continue to provide security advice to communities to reduce such opportunities.</p> <p><b>Update:</b> The year to date figure is 3.5% higher than the same period last year however it is still 4.3% lower when compared with the long term 5 year average figure.</p>
54	Theft by housebreaking residential detection rate	 31.1%	32.8%	<b>Increase</b>	40.9%		<p><b>Update:</b> It is encouraging that despite the rise in the number of reported crimes in this group, as a result of the focus provided by Operation RAC, there has also been an increase in the number of detections for these crime. Detections for these crimes are at the highest level for the last 5 years up 8 percentage points on last year and 9.8 points on the 5 year average, and reflect the focus that was afforded to prioritisation of this crime type.</p>
55	Theft by shoplifting	 708.8	706	<b>Reduce</b>	617		<p><b>Context:</b> The most common type of retail premises for shoplifting has been supermarket type premises, with alcohol, foodstuffs and clothing being the most common type of goods taken.</p> <p><b>Update:</b> Compared with the previous year there is a significant reduction of this crime type, down 12.6 % compared with the previous year and down 13% on the 5 year average, taking it to the lowest level in the last 5</p>







NDA = no data available

**Author:** PC Amy McGregor, Performance Support, Forth Valley Division

**Contact:** [amy.mcgregor@scotland.pnn.police.uk](mailto:amy.mcgregor@scotland.pnn.police.uk) or 01324 678855

# Falkirk Policing Performance Scrutiny Report

## Performance Indicators – 1 April 2014 to 31 March 2015

Falkirk Police Plan 2014-17 : Performance Reporting							
Crimes of Dishonesty							
No.	Performance Indicator	5 Year Average	Apr- Mar 2014	Target	Apr- Mar 2015	Short Trend	Context and Actions/Response
							years.
56	Theft by shoplifting detection rate	 88%	90.8%	Increase	81.5%		<p><b>Context:</b> Police work in partnership with retailers to combat shoplifting particularly organised crime groups.</p> <p><b>Update:</b> The detection rate of this crime type is normally high however, is currently 9.3 percentage points lower than last year and 6.5 points lower than the 5 year average. The Community Investigation Unit, response and community officers have also been tasked with addressing and improving performance in this area and work in partnership with Retailers Against Crime Scotland. There is potential for the current figure, to rise as lines of enquiry with named suspects are pursued.</p>
57	<i>Fraud</i>	 283.2	244	Reduce	188		<p><b>Context:</b> Fraud covers a wide range of crime types including Taxi Hire Frauds, Bogus Callers committing doorstep crime on usually vulnerable people, online fraud schemes such as bogus lottery wins and inheritance scams to name but a few.</p> <p><b>Update:</b> Fraud has reduced significantly both over the longer and short terms, down 33% and 23% respectively. Whilst there is no obvious reason for this reduction, public awareness of fraudsters' methods may be growing as a result of increased media attention and thus impacting on the fraudster's ability to commit crime.</p>
58	<i>Fraud - detection rate</i>	 74.3%	71.7%	Increase	57.4%		<p><b>Context:</b> Due to the detailed investigation nature of fraud crimes, enquiries may be protracted and these figures may rise over time.</p>

NDA = no data available

**Author:** PC Amy McGregor, Performance Support, Forth Valley Division

**Contact:** [amy.mcgregor@scotland.pnn.police.uk](mailto:amy.mcgregor@scotland.pnn.police.uk) or 01324 678855

## Falkirk Policing Performance Scrutiny Report

### Performance Indicators – 1 April 2014 to 31 March 2015

Falkirk Police Plan 2014-17 : Performance Reporting							
Crimes of Dishonesty							
No.	Performance Indicator	5 Year Average	Apr- Mar 2014	Target	Apr- Mar 2015	Short Trend	Context and Actions/Response
							<b>Update:</b> The overall detection rate for Fraud related crimes has fallen by 14.3 percentage points compared with same period last year and is down 16.8 points compared with the 5 year average.

Falkirk Police Plan 2014-17 : Performance Reporting							
Making Roads Safer							
No.	Performance Indicator	3/5 Year Average	Apr- Mar 2014	Target	Apr- Mar 2015	Short Trend	Context and Actions/Response
59	Number of injury road collisions	NDA	257	Reduce	242	↑	<p><b>Context:</b> The figures shown provide a comparison April 2014 to March 2015 with the same period the previous year. Although there may be increases and decreases at different times in the figures, the long-term trend over the past decade shows a significant reduction in the number of injury road collisions. The review period has followed this trend with a 5.8% reduction of 15 collisions compared with the previous year.</p> <p>There are a number of factors which have achieved that result including improvements to vehicle safety, better roads engineering and police enforcement of provisions known to impact on the likelihood of injury collisions. The latter includes speeding and wearing of seat belts. Police use analysis of collision data to highlight roads which may present a particular risk and produce a plan to address the factors which can contribute to that risk. This may include the use of static or mobile speed cameras, high visibility patrol and enhanced publicity.</p>



**NDA** = no data available

**Author:** PC Amy McGregor, Performance Support, Forth Valley Division

**Contact:** [amy.mcgregor@scotland.pnn.police.uk](mailto:amy.mcgregor@scotland.pnn.police.uk) or 01324 678855

# Falkirk Policing Performance Scrutiny Report

## Performance Indicators – 1 April 2014 to 31 March 2015

Falkirk Police Plan 2014-17 : Performance Reporting							
Making Roads Safer							
No.	Performance Indicator	3/5 Year Average	Apr- Mar 2014	Target	Apr- Mar 2015	Short Trend	Context and Actions/Response
							<p>about driver behaviour. In some instances where data identifies a particular risk group, there will be special initiatives to counter this.</p> <p><b>Update:</b> The majority of collisions resulting in serious injury occurred on rural roads with a speed limit of 60 mph. The attached maps provide greater detail in relation to collisions and casualties. Installation of traffic lights at the M9 slip road with A905 Glensburgh Road and at the Earlsgate roundabout began at the end of 2013 became operational in July 2014, which is hoped will improve the traffic flow on that area and reduce collisions.</p>
60	Number of people killed or seriously injured		46	Reduce	47		<p><b>Context:</b> The comments above in relation to injury collisions apply generally to casualties as well. The definition of serious injury is given in the information pack issued to members.</p> <p><b>Update:</b> During the first 6 months of the reporting period there were two separate collisions resulting in fatal injuries; a family of 2 adults and 2 children were sadly killed on the A801 in July and a fatal collision where one man died in Bo'ness in August; both of these tragic incidents involved cars colliding with Heavy Goods Vehicles. A further adult fatality was reported in March 2015. These collisions accounted for a total of 6 fatalities over the year and 41 seriously injured casualties..</p>
61	Number of children	NDA	4	Reduce	6		<b>Update:</b> During the reporting period a family of 2 adults

NDA = no data available

**Author:** PC Amy McGregor, Performance Support, Forth Valley Division




**Contact:** [amy.mcgregor@scotland.pnn.police.uk](mailto:amy.mcgregor@scotland.pnn.police.uk) or 01324 678855

## Falkirk Policing Performance Scrutiny Report

### Performance Indicators – 1 April 2014 to 31 March 2015

#### Falkirk Police Plan 2014-17 : Performance Reporting

##### Making Roads Safer

No.	Performance Indicator	3/5 Year Average	Apr- Mar 2014	Target	Apr- Mar 2015	Short Trend	Context and Actions/Response
	killed or seriously injured						and 2 children were sadly killed on the A801 in July. A further 4 children were seriously injured casualties.
62	<i>Number of people slightly injured</i>	NDA	275	<b>Reduce</b>	268	↑	<b>Update:</b> This KPI follows the longer term downward trend with a 2.5% reduction compared with last year.
63	<i>Number of Drivers under the influence of Drink or Drugs</i>	218.4	193	--	190		<p><b>Context:</b> This measure indicates pro-activity in combating the risks posed by persons driving under the influence of alcohol or drugs.</p> <p><b>Update:</b> There is a slight reduction, down 1.6% in the number of drivers caught driving under the influence when compared with last year with a reduction of 13% when compared with the 5 year average.</p>
64	Number of dangerous driving offences	70	77	--	57		<p><b>Context:</b> Speeding and the use of mobile phones while driving are recognised as two potential contributory factors in road collisions. Regular speed checks and other initiatives provide the opportunity not only for enforcement of the legislation but also the education of drivers.</p>
65	Number of speeding offences	1390.8	1854	--	1654		<p><b>Context:</b> Speeding and the use of mobile phones while driving are recognised as two potential contributory factors in road collisions. Regular speed checks and other initiatives provide the opportunity not only for enforcement of the legislation but also the education of drivers. Operational campaigns against speeding, mobile phones etc are widely publicised and results reported on through various media.</p>

**NDA** = no data available

**Author:** PC Amy McGregor, Performance Support, Forth Valley Division



**Contact:** [amy.mcgregor@scotland.pnn.police.uk](mailto:amy.mcgregor@scotland.pnn.police.uk) or 01324 678855

# Falkirk Policing Performance Scrutiny Report

## Performance Indicators – 1 April 2014 to 31 March 2015

### Falkirk Police Plan 2014-17 : Performance Reporting

#### Making Roads Safer

No.	Performance Indicator	3/5 Year Average	Apr- Mar 2014	Target	Apr- Mar 2015	Short Trend	Context and Actions/Response
							<p><b>Standard Actions:</b> Analysis of accident data and other roads information highlight locations where enforcement and prevention might be most effective, and resources are deployed accordingly. Operational campaigns against speeding, mobile phones etc. are widely publicised and results reported on through various media.</p> <p>At a local level, speeding is often identified as a local community priority through the process of Police and Communities Together (PACT) and often features in the Multi Member Ward Plans. The response will be tailored to local circumstances, and results reported through PACT.</p>
66	Number of seat belts offences	1043.4	975	--	449		<p><b>Context:</b> Not wearing a seat belt is recognised as a potential contributory factor in injury road collisions. Regular speed checks and other initiatives provide the opportunity not only for enforcement of the legislation but also the education of drivers.</p> <p><b>Update:</b> Despite proactive activity, the compliance rate has resulted in this reduction. Most vehicles are now fitted with audible alarms which activate when seat belts are not worn which assists in reducing instances of people forgetting to fasten them.</p>
67	Number of mobile phone offences	654	642	--	408		<p><b>Context:</b> Speeding and the use of mobile phones while driving are recognised as two potential contributory factors in road collisions. Regular speed checks and other initiatives provide the opportunity not only for enforcement of the legislation but also the</p>

**NDA** = no data available


**Author:** PC Amy McGregor, Performance Support, Forth Valley Division

**Contact:** [amy.mcgregor@scotland.pnn.police.uk](mailto:amy.mcgregor@scotland.pnn.police.uk) or 01324 678855

## Falkirk Policing Performance Scrutiny Report

### Performance Indicators – 1 April 2014 to 31 March 2015

Falkirk Police Plan 2014-17 : Performance Reporting							
Making Roads Safer							
No.	Performance Indicator	3/5 Year Average	Apr- Mar 2014	Target	Apr- Mar 2015	Short Trend	Context and Actions/Response
							<p>education of drivers. Operational campaigns against speeding, mobile phones etc are widely publicised and results reported on through various media.</p> <p><b>Update:</b> The level of driver engagement in Falkirk has been reviewed and is consistent this year with more warnings being given by way of education rather than immediate enforcement.</p>

Falkirk Police Plan 2014-17 : Performance Reporting							
Cross Cutting Themes							
No.	Performance Indicator	5 Year Average	Apr- Mar 2014	Target	Apr- Mar 2015	Short Trend	Context and Actions/Response
<b>Alcohol</b>							
68	<i>Number of problematic licensed premises inspections carried out (On/Off Sales Premises)</i>	NDA	5	--	1		<p><b>Context:</b> This area of work and the following two indicators form part of the multi agency partnership drawn together in the action plan for the Single Outcome Agreement Prevention and Intervention area around Alcohol and Antisocial Behaviour offending.</p> <p><b>Update :</b> The definition of 'problematic premises' is:- 'Evidence exists of a licensed premises operating in a manner inconsistent with the licensing objectives or out with the conditions of a Premises Licence and where local police intervention or support has failed or is unlikely to succeed in resolving the issues'. Through</p>

NDA = no data available




**Author:** PC Amy McGregor, Performance Support, Forth Valley Division

**Contact:** [amy.mcgregor@scotland.pnn.police.uk](mailto:amy.mcgregor@scotland.pnn.police.uk) or 01324 678855



# Falkirk Policing Performance Scrutiny Report

## Performance Indicators – 1 April 2014 to 31 March 2015

Falkirk Police Plan 2014-17 : Performance Reporting							
Cross Cutting Themes							
No.	Performance Indicator	5 Year Average	Apr- Mar 2014	Target	Apr- Mar 2015	Short Trend	Context and Actions/Response
							daily management and oversight of licensed premises where crimes and intelligence exist indicating that they should be classed as a 'problematic premises', there has been one licensed premises classed as such.
69	<i>Number of Monitored Premises subject to interventions</i>	NDA	4	--	1		<p><b>Context:</b> As indicator 68, however the definition of a 'monitored premises' is any licensed premises which requires additional supervision or support.</p> <p><b>Update:</b> There has been one premises falling into this category in the Falkirk area. Close monitoring and management of licensed premises to ensure compliance with licensing regulations / policy is in place to address issues and prevent escalation.</p>
70	<i>Number of Test Purchase Operations</i>	NDA	64	--	19		<p><b>Context:</b> As indicator 68</p> <p><b>Update:</b> An increase in compliance has led to this reduction as well as very few premises being highlighted to police as non-complying. The Challenge 25 scheme is now well established however a new pool of TPO's have now completed their training so that they can be deployed where this tactic is required. These operations are intelligence led so it can be seen as positive that no issues are being highlighted.</p>
71	Number of detections for Consuming Alcohol in a designated place (where appropriate)	NDA	127	--	99		<p><b>Context:</b> This small reduction might also indicate a general reduction in such behaviour.</p> <p><b>Update:</b> Despite proactivity, there has been a reduction of 22% in the number of persons caught</p>

NDA = no data available

**Author:** PC Amy McGregor, Performance Support, Forth Valley Division

**Contact:** [amy.mcgregor@scotland.pnn.police.uk](mailto:amy.mcgregor@scotland.pnn.police.uk) or 01324 678855

# Falkirk Policing Performance Scrutiny Report









## Performance Indicators – 1 April 2014 to 31 March 2015

### Falkirk Police Plan 2014-17 : Performance Reporting

#### Cross Cutting Themes

No.	Performance Indicator	5 Year Average	Apr- Mar 2014	Target	Apr- Mar 2015	Short Trend	Context and Actions/Response
	byelaws exist)						breaching these byelaws. This reduction can be logically linked with reductions also seen in KPI's 7, 8 (Children offending or warned) and 32 (Incidents of Anti-social Behaviour).

#### Community Confidence and Satisfaction

72	Public confidence in the police (% satisfied) (Divisional Level)	NDA		--	79.1%		<p><b>Context:</b> The method previously used by Central Scotland Police to gather information on public satisfaction has recently been replaced by a national process. CSP data is no longer comparable with the national figures, hence there are no data for previous years.</p> <p>Community confidence and satisfaction remains at the core of the approach in Forth Valley Division. Staff are encouraged to focus on the needs of the individual at all stages of contact across all types of situation.</p> <p><b>Update:</b> Data is currently only available for Forth Valley Division as a whole. All indicators are positive at this time.</p>
73	Treatment by staff on first contact (Divisional Level)	NDA		--	92.4%		
74	Service received at first contact (Divisional Level)	NDA		--	91.4%		
75	Treatment by officers attending incident (Divisional Level)	NDA		--	88.9%		
76	Fair treatment by police in dealing with incident (Divisional Level)	NDA		--	89.8%		
77	Treated with respect by police in dealing with incident (Divisional Level)	NDA		--	93.7%		
78	Adequately informed re progress of incident (Divisional Level)	NDA			64.1%		
79	Average length of time	NDA	NDA		8 mins 35		

**NDA** = no data available

**Author:** PC Amy McGregor, Performance Support, Forth Valley Division


**Contact:** [amy.mcgregor@scotland.pnn.police.uk](mailto:amy.mcgregor@scotland.pnn.police.uk) or 01324 678855

# Falkirk Policing Performance Scrutiny Report

## Performance Indicators – 1 April 2014 to 31 March 2015

### Falkirk Police Plan 2014-17 : Performance Reporting

#### Cross Cutting Themes

No.	Performance Indicator	5 Year Average	Apr- Mar 2014	Target	Apr- Mar 2015	Short Trend	Context and Actions/Response
	taken to attend at the scene of Emergency (Grade 1) classified incidents (Divisional Level)				secs.		Scotland Police to publish information on attendance at emergency calls has recently been replaced by a national one.  <b>Update:</b> This figure is for the whole of Forth valley. Work is underway to establish if a breakdown at Area Command level can be provided.
80	Number of complaints about the police	NDA	NDA		107		<p><b>Context:</b> In order to ensure consistency across all Divisions in the reporting of levels of complaints about the Police a common reporting format has been developed in relation to Police Complaints. The data contained in this section of the Performance Scrutiny Report now applies only to the Falkirk Area Command and reflects the categories which are currently provided from the national performance system.            *Due to the change in the way data is now collated there are no comparative figures for the previous year.</p> <p>A single complaint may contain a number of allegations. These may relate to the behaviour of individual members of staff either “On Duty” or “Off Duty”, or to an issue in respect of the “Quality of Service” delivered by the organisation. NB One complaint might contain a combination of the different types of Allegations.</p> <p><b>Update:</b> To allow some measure of proportionality, this figure is also expressed per 10,000 police incidents. This gives a result of 23.7 complaints per 10,000 Police Incidents.            For the year 2014/15 there have been a total of 167 allegations – these are classified as 147 On Duty, 0 Off</p>




**NDA** = no data available

**Author:** PC Amy McGregor, Performance Support, Forth Valley Division

**Contact:** [amy.mcgregor@scotland.pnn.police.uk](mailto:amy.mcgregor@scotland.pnn.police.uk) or 01324 678855

# Falkirk Policing Performance Scrutiny Report

## Performance Indicators – 1 April 2014 to 31 March 2015

Falkirk Police Plan 2014-17 : Performance Reporting							
Cross Cutting Themes							
No.	Performance Indicator	5 Year Average	Apr- Mar 2014	Target	Apr- Mar 2015	Short Trend	Context and Actions/Response
							duty and 20 Quality of Service. There have been no discernible patterns or trends from the complaints in respect of individuals, police business units or locations.
Engagement							
81	Percentage of community council meetings personally attended by officer	NDA	NDA	--	93.1%		<p><b>Context:</b> This indicator is new and continues to be developed. The aim is to have a Community Officer attend as many meetings as possible.</p> <p><b>Update:</b> Out of a possible 174 meetings Apr - March 2014, police attended 164.</p>
82	Percentage of community council meetings receiving standard update report	NDA	NDA		100%		<p><b>Context:</b> This indicator is new and continues to be developed. The aim is to achieve 100% report submission rates where an officer is unable to attend a community council meeting in person.</p> <p><b>Update:</b> Out of the 10 meetings not attended, all received updates.</p>
Stop and Search							
83	Stop and searches conducted	NDA	5597	--	3181		<p><b>Context:</b> There has been a particular focus on stop and search activities to help reduce the incidence and potential severity of the outcome off violence and address the misuse of drugs and alcohol. These activities are not random but are intelligence-led and targeted.</p> <p><b>Update:</b> Year to date there has been a reduction of n -</p>

NDA = no data available

**Author:** PC Amy McGregor, Performance Support, Forth Valley Division

**Contact:** [amy.mcgregor@scotland.pnn.police.uk](mailto:amy.mcgregor@scotland.pnn.police.uk) or 01324 678855

## Falkirk Policing Performance Scrutiny Report

### Performance Indicators – 1 April 2014 to 31 March 2015

Falkirk Police Plan 2014-17 : Performance Reporting							
Cross Cutting Themes							
No.	Performance Indicator	5 Year Average	Apr- Mar 2014	Target	Apr- Mar 2015	Short Trend	Context and Actions/Response
							43.2% in the levels of Stop/Search.  Stop / Search continues to be intelligence led, however such a reduction is consistent with the downward trend of antisocial behaviour generally as per KPI 32.
84	Percentage of positive stop and searches conducted	NDA	18.7%	Increase	26.1%	↑	<p><b>Context:</b> The main types of property uncovered during search are drugs, alcohol and weapons</p> <p><b>Update:</b> Whilst the number of positive stop searches has reduced, a focus on intelligence led use of this as a pro-active tool has resulted in an increase in the proportion of searches yielding positive results, up from 18.7% last year to 26.1% for the same period this year. This improvement is as a result of this tactic being applied to the right people in the right place, at the right time.</p>
Service Improvement							
85	Percentage of planned improvement activities in Divisional Improvement Plan (DIP) achieved: Within planned timescale	NDA	NDA		NDA		A national model for Service Improvement Plans is being developed and it may be into 2015/16 before this can be reported here.
86	Percentage of planned improvement activities in Divisional Improvement Plan (DIP) achieved: Within one	NDA	NDA		NDA		

NDA = no data available

**Author:** PC Amy McGregor, Performance Support, Forth Valley Division

**Contact:** [amy.mcgregor@scotland.pnn.police.uk](mailto:amy.mcgregor@scotland.pnn.police.uk) or 01324 678855

# Falkirk Policing Performance Scrutiny Report

## Performance Indicators – 1 April 2014 to 31 March 2015

### Falkirk Police Plan 2014-17 : Performance Reporting

#### Cross Cutting Themes

No.	Performance Indicator	5 Year Average	Apr- Mar 2014	Target	Apr- Mar 2015	Short Trend	Context and Actions/Response
	<i>month of end of timescale</i>						

**NDA** = no data available

**Author:** PC Amy McGregor, Performance Support, Forth Valley Division

**Contact:** [amy.mcgregor@scotland.pnn.police.uk](mailto:amy.mcgregor@scotland.pnn.police.uk) or 01324 678855