

Morris, John

Subject: FW: 4 Kinglass Court, Bo'ness EH51 9RH
Attachments: 4 K(NGLASS COURR.pdf; CAUTION.doc; 4 KINGLASS COURT.pdf; Scotland Safety Book.pdf

From: Phillips, Lesley (sgn)
Sent: 22 December 2016 14:14
To: seidel, julie
Subject: 4 Kinglass Court, Bo'ness EH51 9RH

Dear Customer

Please find an extract from our mains records of the proposed work area enclosed for your guidance. This plan only shows the pipes owned by SGN in our role as a Licensed Gas Transporter (GT). Please note that privately owned gas pipes or ones owned by other GTs may be present in this area and information regarding those pipes needs to be requested from the owners. If we know of any other pipes in the area we will note them on the plans as a shaded area and/or a series of x's.

The accuracy of the information shown on this plan cannot be guaranteed. Service pipes, valves, siphons, stub connections etc. are not shown but you should look out for them in your area. Please read the information and disclaimer on these plans carefully. The information included on the plan is only valid for 28 days.

On the mains record you can see our low/medium/intermediate pressure gas main near your site. There should be no mechanical excavations taking place above or within 0.5m of a low/medium pressure system or above or within 3.0m of an intermediate pressure system. You should, where required confirm the position using hand dug trial holes.

A colour copy of these plans and the gas safety advice booklet enclosed should be passed to the senior person on site in order to prevent damage to our plant and potential direct or consequential costs to your organisation.

Safe digging practices, in accordance with HSE publication HSG47 "Avoiding Danger from Underground Services" must be used to verify and establish the actual position of mains, pipes, services and other apparatus on site before any mechanical plant is used. It is your responsibility to ensure that this information is provided to all relevant people (direct labour or contractors) working for you on or near gas plant.

Damage to our pipes can be extremely dangerous for both your employees and the general public. The cost to repair our pipelines following direct or consequential damage will be charged to your organisation.

Please ensure we are able to gain access to our pipeline throughout the duration of your operations.

If you require any further information please contact the number below.

Regards
SGN - Plant Location Team
Phone: 0800 912 1722

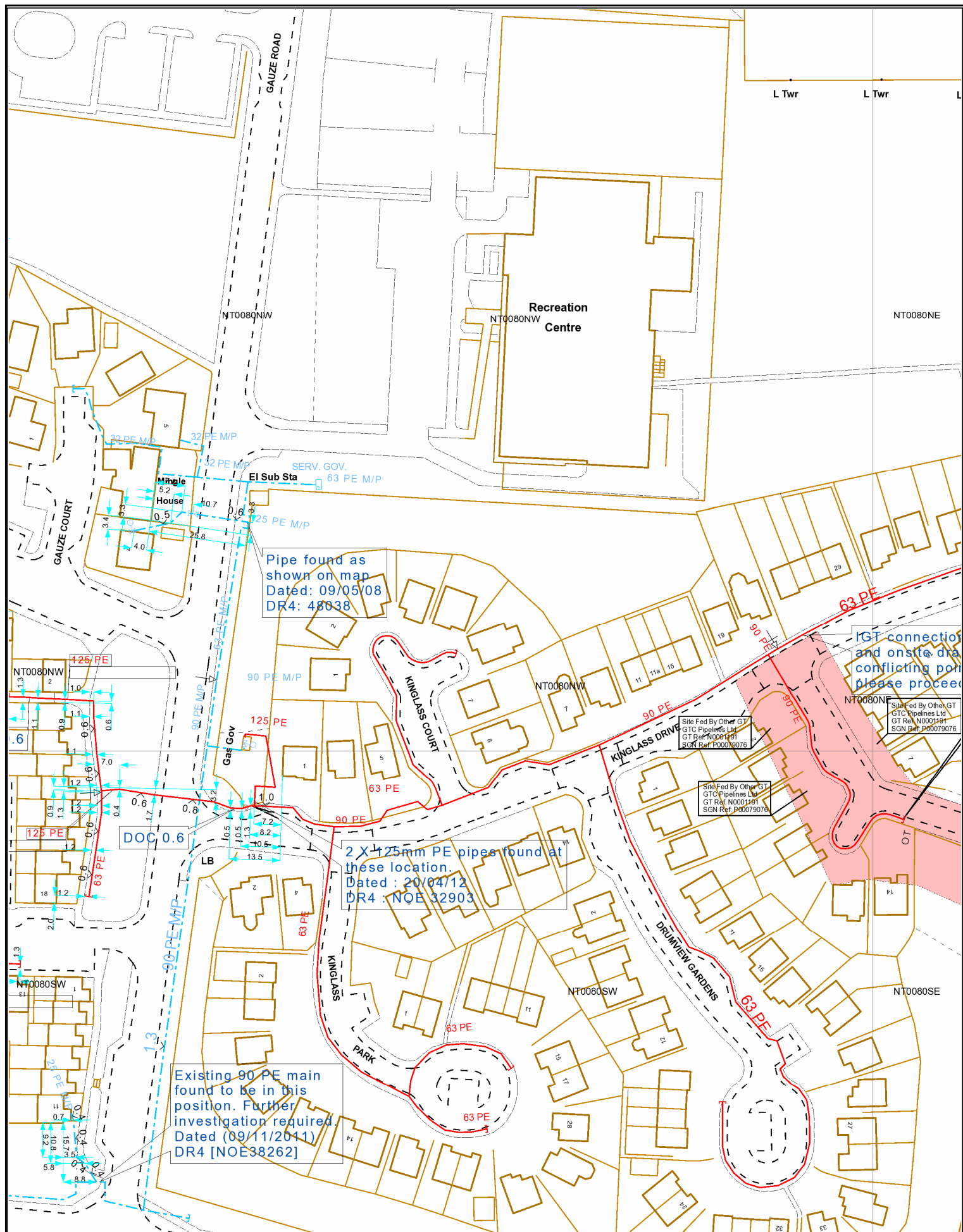
Unless specifically stated otherwise, emails and attachments are neither an offer capable of acceptance nor acceptance of an offer, and do not form part of a binding contractual agreement.

Emails may not represent the views of SGN. Please be aware, we may monitor email traffic data and content for security and staff training.

Scotia Gas Networks Limited reg. 0495 8135
Southern Gas Networks plc reg. 0516 7021
SGN Commercial Services Limited reg. 0596 9465
SGN Connections Limited reg. 0561 8886
SGN Contracting Limited reg. 0537 2264
SGN Natural Gas Limited reg. 0882 2715

All of the above are registered in England and Wales. Registered office: St Lawrence House, Station Approach, Horley, Surrey RH6 9HJ

Scotland Gas Networks plc is registered in Scotland no. SC26 4065. Registered office: Axis House, 5 Lonehead Drive, Newbridge, Edinburgh EH28 8TG



SCALE : 1 : 895
 USER ID : lp54998
 DATE : 22/12/2016
 INTERNAL USE ONLY
 GRID REFERENCE :
 E300397,N680534,NT 00 80

LP MAINS
 MP MAINS
 IP MAINS
 LHP MAINS
 HISTORY DATA
 LAS
 GTs

SSSIs

Some examples of Plant Items
 Valve Syphon
 Depth of Cover
 Diameter Change
 Material Change


This plan shows the location of those pipes owned by Scotia Gas Networks (SGN) by virtue of being a licensed Gas Transporter (GT). Gas pipes owned by other GTs or third parties may also be present in this area but are not shown on this plan. Information with regard to such pipes should be obtained from the relevant owners. No warranties are given with regard to the accuracy of the information shown on this plan. Service pipes, valves, siphons, sub-connections etc are not shown but their presence should be anticipated. You should be aware that a small percentage of our pipes/assets may be undergoing review and will temporarily be highlighted in yellow. If your proposed works are close to one of these pipes, you should contact the SGN Plant Protection Team on 08450703497 for advice. No liability of any kind whatsoever is accepted by SGN or its agents, servants or sub-contractors for any error or omission contained herein. Safe digging practices, in accordance with HS (G47), must be used to verify and establish the actual position of mains, pipes, services and other apparatus on site before any mechanical plant is used. It is your responsibility to ensure that plant location information is provided to all persons

Intranet WebGIS 2.1

Falkirk Area

This plan is reproduced from or based on the OS map by Scotia Gas Networks plc, with the sanction of the controller of HM Stationery Office, Crown Copyright Reserved.





General safety measures to avoid injury and damage to gas plant



**Scotland
Gas Networks**
A Scotia Gas Networks Company

The following protective and precautionary measures **MUST** be taken when working/excavating in the vicinity of our plant.

To avoid injury to yourself, your employees, colleagues and the general public you **MUST** verify the details provided on our plans by tracing, hand-digging, trial holes and suitably marking its position on site.

You **MUST** ensure current full colour copies of our plans are issued and the presence and location of our plant, prior to excavation, is understood by all relevant personnel on site.


In an emergency

If you cause a gas leak or suspect a pipe or equipment is leaking, you **MUST** take the following emergency actions immediately:

- a. Get everyone away from the immediate vicinity of the gas escape;
- b. Inform us immediately by calling the National Gas Emergency Number on **0800 111 999***;
- c. Do not attempt to repair the escape or stop the leakage;
- d. Ask occupants of buildings adjacent to the escape to leave until it is safe for them to return;
- e. Damage to a service supplying a building may result in gas entering the building. Do not attempt to operate any valves;
- f. Prevent any approach to the immediate vicinity of the gas escape;
- g. Prohibit smoking and extinguish all naked flames. Do not use mobile phones or other sources of ignition within 15m from the leakage; and
- h. Assist our representatives, and other emergency services for example police, fire and ambulance as requested.

Additional reference material;

- HSE Guidance Note; HSG47 “Avoiding Danger from Underground Services” at www.hse.gov.uk and
- NJUG “Utilities Guidance on Positioning and Colour Coding of Apparatus” at www.njug.org.uk







Safe System of Work


We may request the production of Risk Assessments and Method Statements for any works deemed to have the potential to affect, cause risk to or pose a hazard to the safety and/or integrity of our plant. Where CDM legislation applies reference MUST be made to our plant within the site 'Health and Safety File'.

Financial

Every reasonable precaution MUST be taken to avoid personal injury or damage to our plant during the progress of the planned works. Any cost incurred by us for the repair of direct or consequential damage and the diversion of any affected plant will be recharged in full.

HSE

Any damage to our apparatus will be subject to legislative reporting responsibilities to the Health and Safety Executive under Reporting of Injuries, Diseases & Dangerous Occurrences Regulations (RIDDOR) and Gas Safety Management Regulations (GSMR).









Minimum safe working distances

If you are carrying out explosions, piling, splitting, boring and deep excavations, please contact us for further guidance. Trial holes **MUST** be dug by hand to determine the exact location of mains and service pipes in advance of mechanical excavation or thrust boring. Be aware of the potential for the presence of protruding objects from gas plant in the form of standpipes, test points and valve bodies.

Mechanical excavation

Mechanical excavators (including breaker attachments) **MUST NOT** be used within the following distances from the confirmed location of our gas mains and services (as depicted on our gas maps), without prior agreement:



Type of Mains and Services	GAS MAP Identification	Hand Excavation required inside	Pipe pressure indication shown on MAP
Low Pressure (LP)	0 – 75mbar	0.5 metres	
Medium Pressure (MP)	75mbar to 2 bar	0.5 metres	
Intermediate Pressure (IP)	2 – 7 bar	3.0 metres	
High Pressure (HP)	Above 7 bar	3.0 metres	

Note: We MUST be consulted prior to any planned excavation works within 10m of Pressure Reduction Equipment and may consider issuing a Permit to Work, if appropriate.

High pressures

In addition to receiving a copy of our ‘Safe working in the vicinity of Scotland Gas Networks high pressure pipelines and associated installations’, if any activities proposed are closer than the minimum distances listed below you **MUST** discuss with us to agree your site specific requirements.

Power Excavators in servitudes	>3 metres
Power Excavators in highway	>3 metres
Pressure testing	>8 metres
Piling	>15 metres
Demolition	>150 metres
Blasting	>250 metres
No-dig techniques	Method Statement required
Crossing servitude with plant	Written Consent required

Clearance requirements

No plant is to be laid over and along the line of a gas pipe irrespective of clearance. To allow the future repair and maintenance of gas plant, a minimum clearance of 250mm for low and medium pressure pipelines and 600mm for intermediate and high pressure pipelines, or 1.5 times the external diameter of the gas pipe, whichever is the greater, should be maintained between the gas plant and any new plant. Where this minimum clearance cannot be achieved, site discussions should be held with us or our representatives to agree a suitable clearance. Explosives shall not be used within 30m of our plant (400m for Pressure Reduction Equipment) without prior agreement. No piling or boring shall be carried out within 15m of our plant without prior consultation and agreement.









Surface boxes/Manholes

Do not bury or move our surface boxes. Access **MUST** be maintained both during and after your works. No manhole cover or other structure is to be built over, around or under a gas pipe and no work is to be carried out which results in a reduction or increase in cover or protection without prior written agreement.

Deep excavations

Where excavations adjacent to any of our potentially affects its security and integrity, adequate protection (approved by us) **MUST** be applied to such plant. Ground movement around gas **MUST** be prevented. If a sewer trench or any other water authority is to be constructed at greater than 1.5 metres deep near to a buried gas main or service pipe, we **MUST** be contacted. We should be provided with detailed drawings showing the line and width of the proposed sewer or other trench, together with the soil group classifications of the area concerned.

Crossing our plant

The placing of heavy construction plant, equipment, materials or the passage of heavy vehicles over our plant is prohibited unless specially agreed protective measures (i.e. the construction of reinforced crossing points) have been carried out. This is particularly important where reductions in side support or ground cover are planned.

Working in servitudes should not be undertaken without our prior written consent.

Exposed plant

Where excavations adjacent to gas plant affect its support, the plant **MUST** be adequately supported and protected in consultation with us and to our satisfaction. It **MUST** be protected from impact and restraints, thrust blocks and supports **MUST** not be removed without our agreement.

Hot works

The potential exists for heat damage to plastic pipelines/coatings. Where welding or other hot works involving naked flames is to be carried out in proximity to our plant, our representative should be present.

Backfilling


Concrete backfill should not be placed closer than 300mm to our plant. No concrete or hard material should be placed under or adjacent to any of our plant. Shuttering **MUST** be constructed so as to prevent fresh concrete encasing our plant and to maintain the stated clearances. Material used for the surround backfill of our plant **MUST** conform to the following requirements:

- If sand, it **MUST** be well-graded in accordance with BS EN 12620: 2002;
- It **MUST** not contain any sharp particles; stones, bricks, lumps or corrosive materials;
- Foamed concrete should not be used; and
- It **MUST** be laid to a minimum depth of 250mm above the crown of the plant.

Note: Power ramming should not take place until a 300mm hand rammed layer has been completed over the crown of the pipe.

Access

Access to sites and our plant **MUST** be provided at all times. This includes temporary structures and spoil heaps over our pipes.








Tree planting

If trees or shrubs are to be planted adjacent to our plant, the selection of the type of tree or shrub and its planting **MUST** be considered so that root damage to buried mains or services will be avoided and that damage to trees or shrubs will not be caused by any subsequent excavations for repair and maintenance.

Before any tree planting is carried out on the servitude, our written approval **MUST** be obtained. Any approval we grant to plant trees on the servitude shall be subjecting to retaining the rights to remove, at any time in the future, all trees which in our opinion might become a danger to the pipe.

The written consent to plant trees will state what area may be planted and also the type of tree.

See over for specific species and the distances they **MUST** be planted from the pipeline.



The following trees and those of similar size, which may be deciduous or evergreen, shall not be planted within six metres of the centre line of the pipe e.g. Ash, Beech, Birch, most Conifers, Elm, Maple, Lime, Horse Chestnut, Oak, and Sycamore. Apple and Pear trees are also included in this category.

Dwarf Apple Stocks may be planted up to three metres of the centre line of the pipe.



In cases where screening is required, the following are shallow rooting and may be planted close to the pipeline; Blackthorn, Broom, Cottoneaster, Elder, Hazel, Laurel, Quickthorn, Privet, Snowberry and most ornamental shrubs.

PIPELINE CENTRE

Raspberries, Gooseberries and Blackcurrants may be planted on the pipe, but a four metre strip, centred on the pipe, **MUST** be left clear at all times.

Poplar and Willow trees shall not be planted within 10 metres of the centre line of the pipe.



10m

6m - 9m



These types of trees may only be planted as individual specimens or as a single row in the area between six and 10 metres of the pipe. **Dense mass planting may only be carried out at distances greater than 10 metres from the pipe.**

3m - 6m

0m - 3m



Christmas Trees (*Picea Abies*) may be planted up to three metres of the pipeline. However, permission is given on the strict understanding that Christmas trees are clear-felled at intervals not exceeding seven years.

PIPELINE CENTRE

The only hardwood plants which can be planted directly across a pipe are hedge plants such as Quickthorn, Blackthorn etc and these shall only be planted where hedge is necessary either for screening purposes or to indicate a field boundary.

Note: For further guidance refer to NJUG 10.

Notes

This image shows a single sheet of white paper with horizontal ruling lines. The lines are evenly spaced and run across the width of the page. There are no margins, text, or other markings on the paper.

Notes

[illegible]

**Scotland Gas Networks provides a
free plant location enquiry service
during office hours.**

Contact:

Tel: 0845 0703 497 or 0141 418 4093

Fax: 0141 429 6432

Email: plantlocation@sgn.co.uk

**Scotland Gas Networks, Plant Location Team,
Tradeston, 95 Kilbirnie Street, Glasgow, G5 8JD**

www.sgn.co.uk

We regret that information cannot be supplied by telephone. Requests **MUST** be made in writing (via letter, email or fax). For **ALL** enquiries please include the following information:

1. Full contact details (name, company name, address, telephone number and e-mail address).
2. Full site address, postcode and easting/northing grid reference.
3. Plan showing the site boundary.
4. Details of the work to be carried out.
5. The proposed start date (please specify if work is planning only).