

Agenda Item 10

Gabapentinoid Prescribing with NHS Forth Valley 2017 - 2019



Title/Subject: Gabapentinoid Prescribing with NHS
Forth Valley 2017 - 2019

Meeting: Clinical and Care Governance Committee

Date: 20 June 2019

Submitted By: Medical Director, NHS Forth Valley

Action: For Noting

1. INTRODUCTION

- 1.1. This report provides the committee with information on Gabapentinoid Prescribing within NHS Forth Valley submitted by the Medical Director (appendix 1).

2. RECOMMENDATION

- 2.1. It is recommended that the Clinical and Care Governance Committee notes the report.

3. GABAPENTINOID PRESCRIBING

- 3.1. At its meeting of 12 April 2019 NHS Forth Valley Clinical Governance Committee considered a report on Gabapentinoid Prescribing within NHS Forth Valley for 2017 – 2019. The Committee requested that the paper was shared with Clinical Care Governance Groups including this committee. The paper is provided as an appendix to this report.

4. CONCLUSIONS

- 4.1. Following a request from the NHS Forth Valley Clinical Governance Committee a paper on Gabapentinoid Prescribing is provided as an appendix for information.

Resource Implications

There are no resource implications arising from the report recommendations.

Impact on IJB Outcomes and Priorities

There is no adverse impact on IJB Outcomes and Priorities arising from the report.

Legal & Risk Implications

There are no legal or risk implications arising from the report recommendations.

Consultation

No consultation was required on the report recommendations.



Equalities Assessment

There are no equalities impacts arising from the report recommendations.

Submitted by: Medical Director, NHS Forth Valley

Author – Jack Frawley, Committee Services Officer

Date: 13 June 2019

Appendix 1 – Gabapentinoid Prescribing with NHS Forth Valley 2017 - 2019

List of Background Papers: No background papers were relied on in the preparation of this report.



**Gabapentinoid Prescribing within NHS Forth Valley
2017-2019**

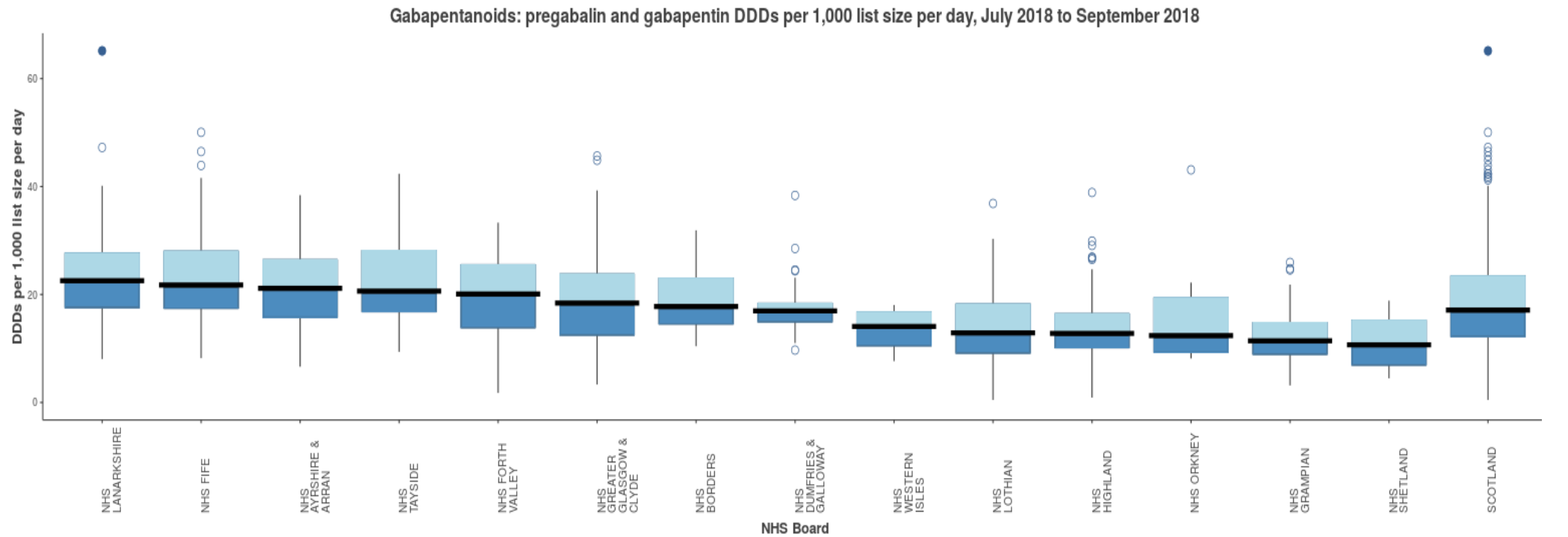
Purpose

At the February meeting of the Forth Valley Clinical Governance Board, Dr Craig Sayers presented the Gabapentinoid position within the Prison establishments within Forth Valley, this lead to further discussion around prescribing of these medications in the general population within Forth Valley Health Board. This paper will describe historic and current prescribing rates of Gabapentinoids and will discuss future plans to tackle variation and inappropriate prescribing.

Scottish Average

Graph 1 below demonstrates that Forth Valley have the 5th highest rate of Gabapentionoid prescribing within Scotland with a median DDD (Defined Daily Dose) of 20 (compared with the Scottish Average of 17). This is unweighted data as comobidities and age should not affect pain prescription rates.

Graph 1

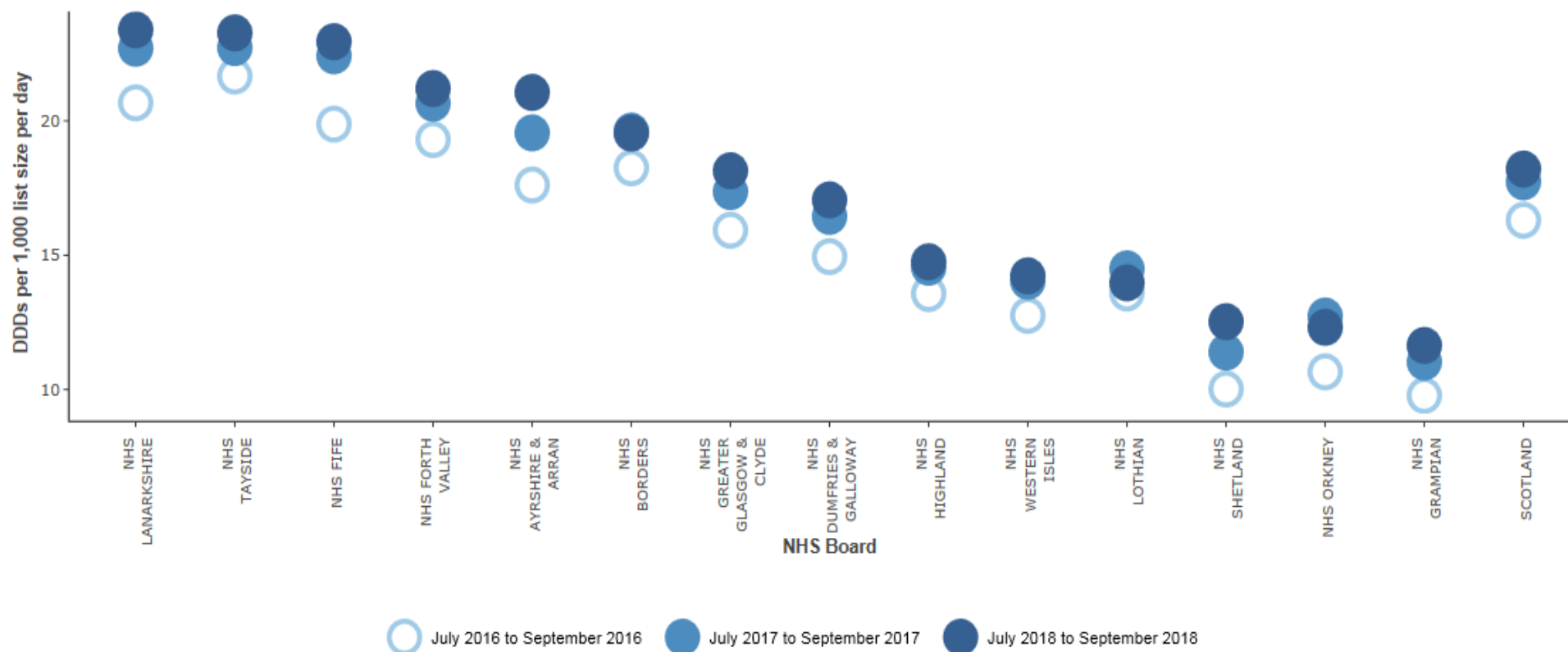


Rate of Growth

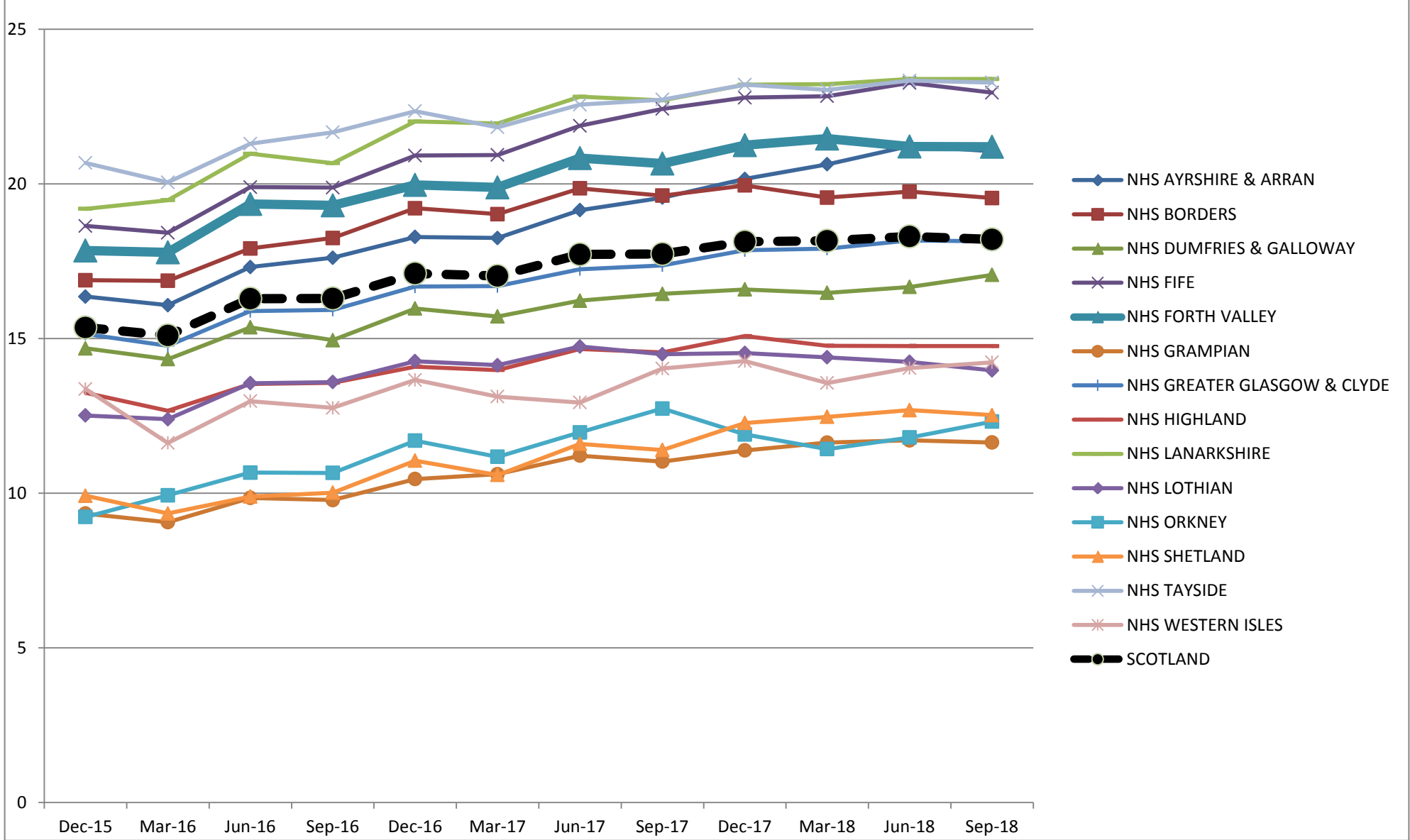
Graph 2 below demonstrates the rate of growth over the same quarter from 2016, 2017 and 2018 (most recent data available is July-September 2018). All Health Boards with the exception of NSH Lothian have shown growth over the measured timeframe, the rate of growth is demonstrated through separation on the bubbles within the graph. Graph3 overleaf shows the cumulative growth of gabapentinoid prescribing since December 2015. Please note that whilst NHS Forth valley is above the Scottish average the trend mirror that of Scotland with a decrease in growth rate in 2018.

Graph 2

Gabapentanoids: pregabalin and gabapentin DDDs per 1,000 list size per day



Graph 3



Local variation

Following on from February's discussion the board asked if there was variation within Forth Valley, table 1 below uses unweighted data looking at DDD's for each of the localities and clusters. There is variation across Forth Valley and such variation will allow reviews to be targeted. Note North West Stirling data will be skewed due to the University Practice.

Table 1

Gabapentanoids: Pregabalin and gabapentin DDDs per 1,000 list size per day Oct-Dec 2018	
Locality Comparison	
Row Labels	Average of DDDs per 1,000 patients per day
Clacks	27.04
Falkirk Town	25.56
Grangemouth, Boness & The Braes	23.67
Denny, Bonnybridge, Larbert and Stenhousemuir	23.21
Stirling City	17.78
Rural Stirling	11.17
Cluster Comparison	
Row Labels	Average of DDDs per 1,000 patients per day
Boness/ Grangemouth	27.21
Clackmannan	27.04
Falkirk Town	25.56
Denny/Bonnybridge	23.78
Stenhousemuir/Larbert	22.76
Stirling City	21.42
Slamannan/The Braes	20.13
West Stirling	10.98
North West Stirling	10.00

Summary

Growth has been seen throughout Scotland in Gabapentinoid usage despite evidence not supporting prescribing. NHS Lothian is the only Health Board to show a reduction in prescribing, this has been undertaken by pain review clinics, something that has been started within Forth Valley (this is possibly rationale for rate reduction in 2018). There are areas of variation across NHS Forth Valley. Potentially whole system working and incorporating into GP locally enhanced services could accelerate the review process, this is yet to be discussed with GP clinical leads. Future data will be captured and can be presented to the Clinical Governance Board to reassure further.