

DRAFT

FALKIRK COUNCIL

MINUTE of MEETING of the SCRUTINY COMMITTEE (EXTERNAL) held in the MUNICIPAL BUILDINGS, FALKIRK on THURSDAY 12 NOVEMBER 2015 at 9.30 a.m.

COUNCILLORS:

David Balfour
Gordon Hughes
Steven Jackson (Convener)
Charles MacDonald
Brian McCabe
John McLuckie
Rosie Murray
Depute Provost John Patrick

OFFICERS:

Fiona Campbell, Head of Policy & ICT Improvement
Matthew Davies, Service Manager – Children & Families
Jack Frawley, Committee Services Officer
Nikki Harvey, Service Manager – Community Care
Iain Henderson, Legal Services Manager
Liz McGhee, Service Manager – Community Care
Colin Moodie, Depute Chief Governance Officer
Robert Naylor, Director of Children's Services
Susan Nixon, Service Manager – Community Care
Margaret Petherbridge, Project Development Manager

ALSO ATTENDING:

Neil Brown, General Manager, Falkirk Community Trust
Jane Clark, Business Development Manager, Falkirk
Community Trust

SE13. APOLOGIES

No apologies were received.

SE14. DECLARATIONS OF INTEREST

No declarations of interest were made.

SE15. MINUTE

Decision

The minute of meeting of the Scrutiny Committee (External) held on 17 September 2015 was approved.

SE16. ORDER OF BUSINESS

In terms of Standing Order 25.1(iii), the committee agreed to vary the order of business from that detailed on the agenda for the meeting. The following items have been recorded in the order that they were taken at the meeting.

SE17. FOLLOWING THE PUBLIC POUND: SERVICES TO CHILDREN & YOUNG PEOPLE (FPP) – 2014/2015 MONITORING REPORT

The committee considered a report by the Director of Children's Services which provided an update on the work of external organisations in receipt of funding to provide services to children and young people and who fall within the Following the Public Pound (FPP) reporting and monitoring arrangements. Robert Naylor provided an overview of the report.

Members asked for information on the funding provided to supporting children with additional support needs. Robert Naylor stated that this was a difficult figure to quantify and included the provision of learning assistants and peripatetic teachers. Funding was provided to each school and members were advised that information on the amount of funding allocated centrally would be provided after the meeting.

The committee sought information on the average waiting time for an appointment with the Child and Adolescent Mental Health Service (CAMHS). Robert Naylor advised that he would get the information and provide it to members after the meeting. He stated that there was a significant challenge in this area nationally.

The committee asked how often monitoring officers met with officers from CAMHS. Robert Naylor advised that in general monitoring officers for organisations monitored through the FPP regime would meet with officers of an organisation on a three, six or nine monthly basis depending on the level of risk associated with the organisation. Fiona Campbell advised that monitoring officers were given guidance on how to assess risk and assign the most appropriate rating. Matthew Davies advised that monitoring officers were also in direct contact with organisations outwith their regular monitoring meetings.

Members sought further information on the process of evaluating the progress of an organisation. Matthew Davies stated that an outcome focussed approach was taken and that monitoring officers ensured that progress was being made against individual outcomes. He advised that third sector organisations were often already outcome focussed as they needed to be able to demonstrate the impact of their work to funders.

The committee asked why some of the organisations had been rated as carrying medium risk. Matthew Davies stated that the medium risk rating had been assigned due to the threat of funding reductions which would put pressure on service delivery. He advised that there were no specific concerns in relation to any of the organisations covered in the report. If funding was reduced then the Service would need to review what the organisations could deliver for that level of funding.

Members asked what impact universal credit was likely to have on the use of foodbanks. Robert Naylor stated that there was a possibility that the use of foodbanks

would increase. He advised that the report provided statistics on the use of foodbanks nationally and that work was required to drill down and identify the situation locally. He highlighted the challenging circumstances that many families were in.

A question was asked in relation to the proportion of children looked after away from home who were cared for outwith Falkirk Council resources. Matthew Davies stated that there were 80 children being looked after by external service providers and that in addition to those looked after away from home there were approximately 150 children looked after at home.

In response to a question on preparedness for an increase to the school age population, Robert Naylor stated that the Service had planned well in advance for the population increase and had planned for school roll changes through a programme of upgrading the school estate. He highlighted that there was a complex picture in Falkirk as the population was increasing in some areas while declining in others.

The committee asked for information on the work carried out with schools regarding employability. Robert Naylor stated that for children who were under pressure to leave education due to financial pressures at home external organisations provided services to give support and allow continued access to education. There was a well developed programme of work carried out by schools in relation to employability and the success of the SCOTS programme with Forth Valley College was highlighted. The school curriculum had been adapted to meet the needs of every young person and provided access to vocational qualifications. He advised that the number of positive destinations achieved was increasing.

Members asked if the organisations in receipt of funding mainly worked in areas of deprivation or if they were available across the district. Matthew Davies stated that the referral mechanisms allowed any child or young person to access services. Fiona Campbell stated that the Community Planning Partnership was focussed on the impact of poverty on children.

Decision

The committee approved the reports for:

- i) Barnardo's Axis Service;**
- ii) Barnardo's Cluaran Service;**
- iii) NHS Forth Valley CAMHS Clinical Psychologist for Looked after Children;**
- iv) Quarriers Scotland Falkirk Children's Rights Service;**
- v) Signpost Recovery Time 4 Us, and**
- vi) "Who Cares?" Scotland Children's Rights Service**

and acknowledged progress by the organisations in meeting Council priorities.

SE18. FOLLOWING THE PUBLIC POUND: FALKIRK COMMUNITY TRUST

The committee considered a report by the Chief Executive presenting an update on the performance of Falkirk Community Trust (the Trust) against key objectives for the period 1 April 2014 to 31 March 2015, in line with Following the Public Pound (FPP) and Council procedures.

The report provided information on the Trust's objectives and service outcomes, performance and a financial overview. Appended to the report were performance reports for: April 2014 to March 2015; July to August 2015, and April to September 2015. Fiona Campbell provided an overview of the report and Neil Brown provided an update on the key achievements and challenges relating to the Trust.

Members discussed admissions across the Trust's venues and asked for information on work to utilise community schools more fully and in particular Graeme High School. Neil Brown stated that Graeme High School was a Class 98 school and that this created an issue for the Trust as there could be short notice cancellations to hires. The Trust was in discussion with Class 98 to resolve the situation. He advised that charging had been introduced for the first time last year at community schools as the part of the Trust's strategy to increase income generation. Affected groups who had used the facilities prior to charging were met with and kept informed during the process. He stated that further work promoting the schools would be carried out and that the Trust was working closely with Children's Services.

In response to a question on admission to the Mariner Centre, Neil Brown stated that performance was impacted by work to improve the wave machine in the swimming pool and that since the upgrade works admissions had improved significantly. Work was also planned to upgrade the flumes at Grangemouth swimming pool.

Following a question on efficiencies and cost savings, Neil Brown stated that the Trust's savings plans would be included in the business plan to be submitted to Council. He highlighted the scale of growth achieved by the Trust over the previous four years since its inception and advised that the senior management team has been reduced in size.

The committee discussed charges at sports halls and community schools as well as their potential impact on voluntary groups. Neil Brown stated that the introduction of new charges had been unpopular initially but for that the facilities were cleaned, heated and staffed. The charge of £10 a session was seen to represent good value and he commented that most organisations had attendance in the region of 20 to 30 people.

Members highlighted the appearance of Grangemouth Sports Complex commenting that it looked tired and dated. Neil Brown stated that the condition of assets was a concern for the Trust. Work had been carried out at the Grangemouth Sports Complex to make improvements including relaying the floor, renovating the lighting, upgrading the gym equipment and decorating the crèche.

The committee asked for information on the car parking available at the Helix site and provision for disabled people. Neil Brown advised that additional car parking was available for the Helix site at Falkirk stadium but that during the period of refurbishment over the summer it had been unavailable to the public. The Trust had

liaised with Police Scotland to develop a road strategy which was now in place. There were 7 disabled car parking spaces available at the visitor centre which was staffed by attendants to ensure they were used correctly. There were no plans to create additional parking for disabled people. The committee requested information on how the Trust was ensuring compliance with the Disability Discrimination Act 1995, Neil Brown advised he would provide this after the meeting. Following a question about the possibility of providing wheelchairs or scooters for hire similar to shop mobility, Neil Brown stated that it would be looked at for next summer.

The committee asked if there were arrangements in place for tours of the Kelpies for people with visual impairments. Neil Brown stated that there was nothing specific in place but that the tours were run with a degree of flexibility and highlighted that ghost tours had been put on at Halloween.

In response to a question on proposals for a miniature road train at the Helix site, Neil Brown advised that Police Scotland had given indication that it would not be appropriate as the route would take in parts of the public path network. He advised that Police Scotland had advised that if there was to be any sort of collision involving the land train that it would need to be treated as a road traffic accident.

Members commented on the success of the replacement track at Grangemouth stadium and asked if there were plans to upgrade the track inside the stadium. Neil Brown stated that £350,000 of funding had been received from sportscotland to replace the indoor track, this would make it the same standard as the Commonwealth Games track already in place and work would be carried out by September 2016.

The committee discussed the provision of swimming pools locally. Neil Brown stated that the Trust would work to promote the pool facilities available at community schools.

Members sought information on how the Trust engaged with the Council and elected members. Neil Brown stated that there were five elected members on the Trust's Board which comprised of 11 members in total. Further, the Trust met regularly with officers of the Council and there were 10 service level agreements in place. The Trust held quarterly meetings with the Council's Chief Executive and Chief Finance Officer as well as giving briefing sessions to elected members.

The committee discussed the promotion of gym fees by the Trust. Neil Brown stated that the commercial sector sometimes took the approach of advertising their lowest charges most strongly whereas the Trust promoted its peak costs in order to be upfront with the public. He stated that the prices charged by the Trust were comparable to the commercial sector but that promotion was carried out with a different focus.

Members asked how the Trust would make better use of the smaller sports halls. Neil Brown stated that, for instance, the facility at Stenhousemuir had been used as extra capacity for Larbert High School during the day as the Trust had identified spare capacity at the facility. He stated that the Hallglen facility was reasonably busy at night but not well used during the day. He advised that the heating system at Hallglen needed work. He commented that each neighbourhood centre had specific needs and demands.

The committee discussed the number of participants in health lifestyle physical activity programmes. Neil Brown provided an overview of many of the activities included within this area including buggy walks, Nordic skiing, Active Forth and Step Forth. There had been a staffing issue which affected the number of GP referrals received but the issue was resolved and the situation improved.

Members asked if any market research had been carried out in relation to Falkirk or Grangemouth Town Halls. Neil Brown stated that there had not been any research carried out at the two sites referred to but that the Trust had undertaken a customer survey two years previously. He advised that the Trust received lots of customer feedback including comments through its website.

The committee asked for further information on Park Gallery. Neil Brown stated that the Trust chose the exhibitions at Park Gallery carefully. He highlighted that in 2014/15 there had been two contemporary art exhibitions which, while well received by the arts sector, had not appealed very widely with the public. Attendance figures had been increasing at the gallery.

Members asked how attendances levels were monitored across the Trust's venues. Neil Brown stated that the method used depended upon the site. At Stenhousemuir neighbourhood facility information was collated manually from the booking sheet while there was a clicker counter at Callendar House. Although there may be an element of inaccuracy in the figures, there had been consistency in collection methods at each site over time meaning that comparisons over time could usefully be made.

The committee asked for further information on income levels. Neil Brown stated that at the close of 2014/15 the Trust's trading company had passed a surplus to the charitable company for the first time. At the inception of the Trust there was an approximate £250k deficit whereas the trading company now operated around breakeven. He stated that through creation of the Trust around £1million per annum had been saved in rates alone.

Members commented on opening times of libraries and highlighted that the 3pm closure time on a Saturday was not convenient for most people and that a later time would benefit communities. Neil Brown stated that opening hours were extensively researched and evaluated. He advised that every hour extra that libraries were open would carry additional staffing costs.

Members discussed the format of reports from the Trust and the performance information presented. Neil Brown stated that the style was the same as that used for the Trust's Board. The committee agreed that, in future, it would not wish targets to be presented with a 5% tolerance as explained at paragraph 3.1 of the covering report.

Decision

The committee approved the report, acknowledged the progress Falkirk Community Trust has made in delivering on its core commitments for the Council and agreed that for future reports it would wish that performance targets not be reported with a 5% tolerance.

The committee agreed to a short adjournment at 11.50 and reconvened at 11.55 with all members present as per the sederunt with the exception of Councillor MacDonald.

SE19. FOLLOWING THE PUBLIC POUND (FPP) – HEALTH AND OLDER PEOPLE

The committee considered a report by the Head of Social Work Adult Services which provided an update on the work of external organisations in receipt of funding to provide services relating to health for older people and who fall within the Following the Public Pound (FPP) reporting and monitoring arrangements. Colin Moodie provided an overview of the report.

The committee then heard from officers in relation to the individual reports.

(a) Independent Living Association Forth Valley – Forth Valley Self Directed Support Service

Members asked about the risk of the two other local authorities which provided funding to the organisation withdrawing their contribution. Margaret Petherbridge stated that the level of service provided could be affected if there was reduction in funding from the other authorities and that the organisation was looking at alternative funding streams to build security in the organisation.

The committee commented that the report did not highlight the respective contribution of each council. Margaret Petherbridge advised that the other councils provided slightly more direct funding but that Falkirk Council gives a significant contribution of in-kind support.

Members sought further information on the work of the organisation. Margaret Petherbridge stated that as well as offering expert advice in relation to self directed support community cafes were run once a month with the development officer and that there were different speakers invited. She advised that the organisation also worked closely with a variety of other organisations and partners.

The committee asked about the funding contribution from the Scottish Government. Margaret Petherbridge advised that in year one £171,000 had been received, £304,000 in year two and £171,000 in year three. £103,000 had been allocated for the current financial year with the level for next year unknown until after the spending review. She stated that there was enough money in the organisation's reserves to continue to provide services for two to three months.

Members discussed the recruitment of volunteers. Margaret Petherbridge stated that the recruitment of volunteers had been a challenge as the organisation finalised its vision for what was expected from volunteers. There had been an additional challenge around securing sufficient finance to ensure expenses could be paid. There were peer support groups in place nationally which had also been difficult to set up.

Decision

The committee approved the report and acknowledged progress by Independent Living Association Forth Valley – Forth Valley Self Directed Support Service in meeting Council priorities.

(b) Central Carers Association - Falkirk Carers Centre

The committee discussed the contribution of informal carers in Scotland and highlighted the work carried out by young carers in particular. Members commented that the average age of a young carer in Scotland was 12 years old. Nikki Harvey stated that the youngest carer the Council was aware of was 8 years old, she further advised that 47% of informal carers provided over 35 hours per week of care.

Members asked what level of demand the service experienced year on year. Nikki Harvey stated that she would get the information and provide to members after the meeting. In response to a question from the committee, Nikki Harvey confirmed that the organisation did receive funding from NHS Forth Valley.

Decision

The committee approved the report and acknowledged progress by Central Carers Association – Falkirk Carers Centre in meeting Council priorities.

Depute Provost Patrick left the meeting during consideration of the previous item.

(c) RVS – Meals on Wheels

Members asked what training was available to volunteers. Liz McGhee stated that the service level agreement stated that all volunteers required to be trained and PVG checked. Training was carried out by social work services, the Carers Centre and some by RVS itself.

The committee asked if the service could be expanded to cover the entire district. Liz McGhee advised that the Service was engaging with the organisation on the issues in specific areas where the meals on wheels service was not available. She also advised that meals on wheels was not appropriate for everyone and highlighted the impact of private competitors and microwave ready meals. Work was being carried out to improve the promotion of the service.

Decision

The committee approved the report and acknowledged progress by RVS – Meals on Wheels in meeting Council priorities.

In terms of Standing Order 25.1(x), the committee agreed that the time for the meeting be extended.

(d) Alzheimer Scotland – Alzheimer’s Scotland Day Care Provision

The committee discussed the level of information provided in the report and asked for more detail on how many staff were involved with the organisation and what services were provided. Susan Nixon stated that she would provide the information after the meeting.

Decision

The committee requested further information on Alzheimer Scotland – Alzheimer’s Scotland Day Care Provision on the services provided locally and the number of staff involved.

(e) Falkirk & District Association for Mental Health

The committee discussed waiting times for the service and increased pressure through increased demand. Nikki Harvey stated that the service aimed to see people within two to four weeks of their referral.

Decision

The committee approved the report and acknowledged progress by Falkirk & District Association for Mental Health in meeting Council priorities.

FALKIRK COUNCIL

Subject: FOLLOWING THE PUBLIC POUND 2014/15 MONITORING REPORT - COMMUNITY DEVELOPMENT
Meeting: EXTERNAL SCRUTINY COMMITTEE
Date: 7 JANUARY 2016
Author: DIRECTOR OF CHILDREN'S SERVICES

1. INTRODUCTION AND PURPOSE OF PAPER

- 1.1 The purpose of this report is to update Members on the work of the external organisations who receive funding and who provide services in relation to community development within the Falkirk area and who fall within the Following the Public Pound reporting and monitoring arrangements. This report covers the reporting period 1 April 2014 to 31 March 2015.
- 1.2 External organisations are often voluntary or charitable organisations who have been provided with funding on the basis that they are able to provide services which could not readily be provided within the council, services are however provided in a way that compliments those provided by the council and other statutory partners.

2. KEY AIMS OF COMMUNITY DEVELOPMENT

Policy Context - National

- 2.1 The 4 key policy goals of the '**Community Learning and Development (Scotland) Regulations 2013**' are:-
- To ensure communities across Scotland - particularly those that are disadvantaged - have access to the CLD support they need.
 - To strengthen co-ordination between the full range of CLD providers, ensuring that CPPs, local authorities and other providers of public services respond appropriately to the expectations set by the CLD Strategic Guidance.
 - To reinforce the role of communities and learners in the assessment, planning and evaluation processes, enabling them to shape CLD provision.
 - To make the role and contribution of CLD more visible.
- 2.2 The Regulations and the recently published Falkirk's Community Learning and Development Action Plan as complementary to the public sector reform programme and the developing role of Community Planning. It does this through emphasising the importance of community engagement prioritising preventative measures, working to reduce inequality, targeting the underlying causes of inter-generational deprivation and low aspiration, and making the best use of resources to achieve maximum impact.

2.3 The benefits of successful community empowerment and engagement would see:

- local democratic participation boosted
- increased confidence and skills among local people
- higher numbers of people volunteering in their communities
- more satisfaction with quality of life in a local neighbourhood
- the delivery of better, more responsive services and better outcomes for communities.

Policy Context – Local

2.4 By funding the local organisations, the Council is taking positive action to make sure that everyone has the chance to achieve the vision set out in Scotland's National Outcomes and Falkirk Single Outcome Agreement. The work agendas of the organisations are identified through local community audits and local community planning and, as such, they contribute to early interventions that prevent both potential harm to people and communities and the future demands on public services that might have resulted.

2.5 As mentioned earlier, Falkirk Council published its 3 year CLD Action Plan. The Plan details how the CLD sector within the Falkirk Council area intends to meet the CLD needs of individuals and communities residing within the Council area. Through funding the organisations, the Council is able to prioritise the promotion of socio-economic resilience and positive attitudes towards lifelong learning with individuals, families and communities.

3. OVERVIEW OF FUNDED ORGANISATIONS WHICH CONTRIBUTE TO COMMUNITY DEVELOPMENT

3.1. The table below shows the external organisations that received council funding during 2014/2015 either in kind or by direct financial support in order to enable them to contribute the council's goal of increasing our efforts to tackle disadvantage and discrimination.

Name of Organisation	Funding
Denny Community Support Project Support group within Denny area.	£29,536 – Direct grant (£29,536 13/14) £22,000 - Grant from Community Safety Partnership £51,536 - Total
Dennyloanhead Community Project Support for Dennyloanhead Hall	£12,561 - Direct grant (£12,561 13/14) £20,500 - Income generated from let fees £33,061 - Total
The Powerstation Community facility in Whitecross	£10,620 - Direct grant (£10,620 13/14) £ 3,500 - In kind support £14,120 - Total
Workers Education Association	£49,635 - Direct grant £ 8,000 - In kind support £57,635 - Total
Dobbie Hall Trust	£14,356 Direct Grant

CVS Falkirk & District	£211,327 - Direct Grant £633,959 – External Funding and Income £845,286 -Total Income
TOTAL OF FUNDING PROVIDED	£1,015,994

4. ASSESSMENT OF INDIVIDUAL ORGANISATIONS PERFORMANCE

- 4.1. An individual report is attached for all of the external organisations shown above. Each report provides an overview of the service provided, the agreed objectives or outcomes, performance information during the reporting period and a financial overview. It should be noted audited accounts for each of the organisations for 2014/15 will be required by the Monitoring Officers, however some may not be currently available largely due to the timing of the annual general meetings of each organisation.
- 4.2. As part of the assessment process external organisations are allocated a risk rating based on governance arrangements, financial management and past performance. The ratings are low, medium or high and provide monitoring officers with an indication of the minimum level of monitoring and support which should be established. External organisations deemed as low risk are monitored at least annually, medium risk or external organisations should be monitored at least quarterly and high risk at least monthly. Monitoring is recommended to take the form of regular reports which measure performance against outcomes and/or objectives and provide financial monitoring information. Monitoring officers are also required to hold meetings with the external organisation throughout the year.

5. CONCLUSION

- 5.1. Members are invited to consider each organisations report and select from the following options for each external organisation:
- a) Approve report and acknowledged progress by the external organisation in meeting council priorities
 - b) Request further information on specific aspects of the service provided.
 - c) Request action with follow-up for subsequent Scrutiny Committee consideration.

6. RECOMMENDATIONS

- 6.1 Members are asked to consider individual reports for external organisations and select an option from those presented at 5.1.**

.....
Director of Children's Services

Date: 14 December 2015

Contact Officer: Mark Meechan, ext 6692

LIST OF BACKGROUND PAPERS

NIL

FALKIRK COUNCIL : EDUCATION SERVICES
FOLLOWING THE PUBLIC POUND : ANNUAL REPORTING STATEMENT 2014/15

Organisation Name: Denny Community Support Project	Project: CLD Project
Name of Lead Officer: Mark Meechan	Current Agreement Dates: 31 March 2016

A: OVERALL ORGANISATION AIMS

<p>i. <u>Summary of Key Aims & Objectives:</u> To improve the quality of life, health and well-being and opportunities available to residents with the area, in particular those residents at risk of disadvantage or exclusion.</p> <p>ii. <u>List of Agreed Outcomes:</u></p> <ul style="list-style-type: none"> • To provide a range of community learning and development activities to support the delivery of safer communities, reduce anti-social behaviour and promote learning and development opportunities for young people and adults including: • To provide a range of positive opportunities for children and young people by providing children's groups, youth groups and opportunities to gain accreditation. • To provide adult learning opportunities the promote progression to further learning, accreditation and/or involvement within the school and wider community. • To promote and support volunteering locally. • To provide community meeting space and local information point, including internet access. • To raise awareness of the service with the local community. <p>iii. <u>Why Service/Project is Funded Externally Rather than by the Council:</u></p> <p>The Project has the specific asset base, capacity, skills, knowledge and expertise to effectively deliver on the agreed performance targets, whereas the Council does not.</p>

B: ACTUAL PERFORMANCE V's OBJECTIVES / AGREED OUTCOMES

<p>i. <u>Summary of Key Achievements:</u> Denny Community Support Group (Denny Community Flat) provide and support a range of activities in the regeneration area of Denny. They also receive funding from the community safety which contributes to their youth work and playscheme provision. Currently the Community Flat provide the following groups and opportunities:</p> <ul style="list-style-type: none"> • Youth groups (Junior, Senior & Consultation Group) 310 young people participated in youth provision this year. • Playschemes Last year 170 young people participated in playschemes operated by Denny Community Flat, which is nearly double the number in the previous year. • Family Day 105 individuals participated in Family Activities including the Family Day Trip this year.

- **Adult Learning & Support Groups**

The flat provides a range of self-supporting and adult learning groups to promote learning and reduce social isolation. These groups last year included a work club, a men's group, a women's group, Arts & Crafts and a Develop Your Potential Course (personal development & employability skills). The flat also support the SHINE group which is a support group for parents of children with additional support needs. Over 80 individuals benefited from the free internet access offered by the Community Flat

- **Community Garden**

Working with the litter strategy team the Flat continues to develop the community garden. Another piece of land has been adopted and will be ready in the spring as a series of raised bed allotments. This project is led by a group of 12 volunteers, and they have also involved the youth clubs in its development.

- **Making Services Available Locally**

The community flat also provides space and support to local agencies to provide services within the Bridge Crescent area, including Denny CAB, Falkirk Credit Union and Signpost Forth Valley.

Total no of volunteer positions: 80 roles fulfilled by 35 volunteers, 15 of whom are young people

Total no of staff: 1 Project Manager, 1 x part time cleaner

ii. Summary of Key Issues/ Challenges Facing Organisation:

The project has continued to develop the capacity of their committee and organisation to grow and develop including:

- Community engagement and consultation on the development of new services
- Participating in a successful local partnership with CLD, Denny WASP, CAB and Forth Valley College to develop the range of digital access and courses available locally to people looking for work
- An ongoing commitment to staff and volunteer development and training
- Successfully pulling in additional funding to the Denny area from external sources, including DWP to increase the range of services available

iii. How has Organisation Contributed to Council/ Service Priorities:

Denny Flat's development plan has linked to its new Joint Working Agreement and has clear links to CLD Service Priorities. It particularly contributes to the following priorities through the activities listed above.

1. We will work with schools and other partners to improve the outcomes for children and young people
 2. We will improve the outcomes for young people and adults with core skills and health and wellbeing needs
 5. We will support the delivery of income maximisation initiatives such as the credit union
- The Community Flat also participates in networking opportunities with other organisations in the learning community area and is developing links through the support to credit union and community garden with:
 - Denny High School, Denny Primary School, Bonnybridge Primary School and Bankier Primary School.

v. List any Areas where there has been Shortfall in Performance:

The Flat has not fallen short in any area of agreed work.

i. How often are Review Meetings held with Lead Officer:

Meetings are held between the Project Manager and the Lead Officer every six weeks. The Lead Officer also attends committee and sub-group meetings as and when appropriate.

C: FINANCIAL / RISK ASSESSMENT OVERVIEW

i. <u>Total Support Provided (Financial & In- Kind Contributions):</u>
--

Grant from CLD, Education Services - £29,536

Grant from Community Safety Partnership - £22,000

TOTAL - £51,536

ii. <u>Last Period of Submitted Audited Accounts:</u>

2013/2014

iii. <u>Future Risks (Financial, Operational or Structural) Faced by Organisation:</u>
--

Future risks to the Project would be financial in terms of a potential reduced grant from Council (Core costs). This could impact on the Projects ability to secure further external funding, and their ability to deliver core services in an area of high deprivation.

v. <u>Overall Risk Rating (Low/Medium/High):</u>
--

If grant funding at present level is maintained there would be a low risk to the Project and in essence Service delivery.

D: CONCLUSIONS

i. <u>Summary/Opinion of Organisations Overall Progress During Year:</u>
--

Satisfactory progress in achieving outcomes. Significant return on the amount of funding invested.

E: COMPLETED BY

Lead Officer: Mark Meechan

Date: 01/12/15

FALKIRK COUNCIL : EDUCATION SERVICES
FOLLOWING THE PUBLIC POUND : ANNUAL REPORTING STATEMENT 2014/15

Organisation Name: Dennyloanhead Community Project	Project: CLD Project
Name of Lead Officer: Mark Meechan	Current Agreement Dates: 31 March 2016

A: OVERALL ORGANISATION AIMS

i. Summary of Key Aims & Objectives:

To improve the quality of life, health and well being and opportunities available to residents with the area, in particular those residents at risk of disadvantage or exclusion.

ii. List of Agreed Outcomes:

To provide a range of community learning and development activities to support the delivery of safer communities, reduce anti-social behaviour and promote learning and development opportunities for young people and adults including:

To provide a range of positive opportunities for children and young people by providing children's groups, youth groups and opportunities to gain accreditation.

To provide adult learning opportunities the promote progression to further learning, accreditation and/or involvement within the school and wider community.

To promote and support volunteering locally.

To provide community meeting space and local information point, including internet access.

To raise awareness of the service with the local community.

iii. Why Service/Project is Funded Externally Rather than by the Council:

The Project has the specific asset base, capacity, skills, knowledge and expertise to effectively deliver on the agreed to performance targets, whereas the Council does not.

B: ACTUAL PERFORMANCE V's OBJECTIVES/AGREED OUTCOMES

i. Summary of Key Achievements:

Dennyloanhead Hall provides a local community facility for 18 regular groups and lets. The annual footfall survey shows in increase in weekly users of the centre, up from 744 last year to 790 this year.

The hall is also the venue for a large number of children's parties throughout the year. The centre has also been successful in securing funding for the following activities:

- Digital Learning Opportunities
- Family Learning/Personal Development Courses (an open event, meeting with partners and analysis of need has already been carried out)
- A new older people's activity group
- Summer Playscheme

The hall also provides support to a new youth club that was set up with support from CLD in 2011. 6 members of this youth group have already submitted Youth Achievement Awards portfolios.

The group have an active and involved committee, have participated in training to develop and maintain their own website, and a development plan, which links to their new JWA. Members of the committee regularly take part in training and development activities, and participate in networking activities facilitated locally and by CVS Falkirk.

They have 20 regular volunteers supporting the development of the hall.

The Management Committee were recently awarded the Queen's Award for services to the voluntary sector.

ii. Summary of Key Issues/ Challenges Facing Organisation:

The committee carry out regular consultation and show a commitment to organisational development and volunteer support. They are heavily reliant on volunteers to run the centre, as the funding they receive allows them to employ only a part time clerical assistant and part time cleaner. The organisation would not be able to run the centre without the commitment of local volunteers.

iii. How has Organisation Contributed to Council/ Service Priorities:

The organisation contributes to service priorities through providing a community facility, particularly targeting those at risk of experiencing disadvantage or exclusion.

iv. List any Areas where there has been Shortfall in Performance:

There has been no shortfall in performance.

v. How often are Review Meetings held with Lead Officer:

The lead officer attends a minimum of 4 committee meetings per year, and has regular review meetings in between times with the Secretary of the organisation.

C: FINANCIAL / RISK ASSESSMENT OVERVIEW

i. Total Support Provided (Financial & In- Kind Contributions):

Grant from CLD, Education Services - £12,561

Generated from Lets - £20,500

TOTAL - £33,061

ii. Last Period of Submitted Audited Accounts:

2013/14 (The organisation will not have their AGM until October)

iii. Future Risks (Financial, Operational or Structural) Faced by Organisation:

Future risks to the Project would be financial in terms of a potential reduced grant from Council (Core costs). This could impact on the Projects ability to secure further external funding, and to continue to provide the current level of service.

iv. Overall Risk Rating (Low/Medium/High):

If grant funding at present level is maintained there would be a low risk to the Project and in essence Service delivery.

D: CONCLUSIONS

i. Summary/Opinion of Organisations Overall Progress During Year:

Satisfactory progress in achieving outcomes. Significant return on the amount of funding invested.

E: COMPLETED BY

Lead Officer: Mark Meechan

Date: 01/12/15

FALKIRK COUNCIL : EDUCATION SERVICES FOLLOWING THE PUBLIC POUND : ANNUAL REPORTING STATEMENT 2014/15

Organisation Name: Powerstation Project, Whitecross.	Project: Community Learning and Development Project.
Name of Lead Officer: Mark Meechan	Current Agreement Dates: 2015-2016

A: OVERALL ORGANISATION AIMS

Summary of Key Aims & Objectives:

- To improve the quality of life, health and wellbeing and opportunities available to residents with the area, in particular those residents at risk of disadvantage or exclusion.

List of Agreed Outcomes:

- To provide a range of community learning and development activities to support the delivery of safer communities, reduce anti-social behaviour and promote learning and development opportunities for young people and adults including:
- To provide a range of positive opportunities for children and young people by providing children's groups, youth groups and opportunities to gain accreditation.
- To provide adult learning opportunities the promote progression to further learning, accreditation and/or involvement within the school and wider community.
- To promote and support volunteering locally.
- To provide community meeting space and local information point, including internet access.
- To raise awareness of the service with the local community.

Why Service/Project is Funded Externally Rather than by the Council:

- The Project has the specific asset base, capacity, skills, knowledge and expertise to effectively deliver on the agreed to performance targets, whereas the Council does not.

B: ACTUAL PERFORMANCE V's OBEJECTIVES / AGREED OUTCOMES

Summary of Key Achievements:

- The Community Café has been up and running for almost a year and this has been a great success. Seven people attained their Food & Hygiene Certificate, and regularly volunteer at the Café. Not only do they have many regular customers, they also have many takeaway customers.
- The Junior Youth Club continues to be a huge success with between 25 - 30 children attending weekly. There are around 10 fully disclosed volunteers who run this on a rota basis. Through weekly monies collected we had enough funds to take all the children on a summer trip. This was a huge success with both the children and the volunteers. (The trip went to Blair Drummond Safari Park and all the children had a fantastic day.)
- The annual Fun Day was held on August 16th 2015. This was a "roaring success" with around 150 villagers attending. With Bouncy Castles, Stalls, Face Painting and the Café running it was a fun filled day for everyone. There was also a "Party Fire Engine" with Fireman Sam, and all the children got a ride through the village, which they all loved. Plans are already in place for next year's Fun Day. The event also helped to bring the village together, and it is hoped that this can be built on to generate more community spirit in the village, and help get more volunteers.
- There were some funds left from the Coalfields money so after some discussion with the Coalfields Trust they agreed the Project could redirect the funds to regenerate the garden area. After various quotes a local

firm was used to carry out the works and they were “absolutely amazing!” Due to the terrible weather in the summer the works were delayed. However, the week before the Fun Day the work was completed. The firm also donated prizes for the Fun Day, flags for the front of the building and also large wooden decorative flowers that they erected all around the garden. This whole project was driven forward by the Project secretary, Margaret Henderson, who begged and borrowed to acquire free building materials and plants from local firms. The end result is a “fantastic” multipurpose Community Garden that can be used by everyone throughout the year.

- There are health improving activities provided through a weekly Zumba class and a weekly Clubbercise class, which are regularly well attended.
- A Family Group has been established and runs on a Saturday morning for families with young children. The children have the chance to play and meet new friends and the mums and dads can have a chat and a cuppa.
- After some discussion among the committee it was decided to start holding social evenings in the hall to raise some much needed funds. A Karaoke Night, Race Night and Quiz Night were just some of the suggestions. As a result their first Quiz Night will be held on 26th September, and already there’s been quite a lot of interest in the community, so a good turnout is expected that night.
- The Project secretary, contacted Martin Day, M.S P, recently and through conversation she mentioned that our building had been the target of some vandalism. He attended our Fun Day, and presented us with a cheque for £300 to help replace the c.c.tv cameras that were damaged, and to erect some security lighting.

Future Plans

- The Project currently has an application in with Coalfields Trust to employ a “Community Connector.” This person would be responsible for supporting and continuing work on items still to be addressed in our 5 year Action Plan. This would be a fantastic opportunity for us, for although we have achieved an enormous amount in such a short space of time, there are larger issues that will take longer to achieve. Ideally this would be a local person so this would also be an employment opportunity.
- The Project is considering setting up a local Art Class, as they have a local artist who has shown an interest in starting up weekly Art Classes. Details to be confirmed.
- Angus Macdonald M.S. P has also been in contact with an interest in using The Powerstation for a monthly surgery. Details to be confirmed.
- The Project is working on a Newsletter that would be distributed to all residents, with information about upcoming events and activities.
- “As you can see we have had another busy year and will continue with all aforementioned activities, improving where we can.”

Summary of Key Issues/ Challenges Facing Organisation:

- The Senior Youth Club has been a bit slow to take off with around 5 youngsters attending weekly. After discussion with the PT CLD Assistant, a new approach will be tried, starting up an induction section and have P7 pupils alongside S1 pupils from 6pm - 6.45pm. This is to give the younger, young people an insight into the Senior Youth Club, to let them see what it’s like and what they could get from it. All S1 - S6 pupils are still being encouraged to go along weekly.
- Sustainability is an ongoing issue in terms of supporting current provision and planning and supporting new delivery. The Committee is still encouraging the community to get more involved in The Powerstation. The Café is bringing more new faces in, and they’re able to see first-hand what’s been achieved so far, what’s on offer for them now and also in the future. The Fun Day is also hoped to have generated more interest in local people getting involved in volunteering, and in participating.
- Taking forward the Community Connector initiative will help with sustainability but will also present challenges in managing the initiative.
- The Project has had a busy year and is giving itself a lot to live up to, but they remain committed to doing so. Work on developing the committee, its skills and cohesion will be very important.
- As noted in previous reports the grant provided by the Council enables the Project to pay for property costs and some caretaking hours. What this grant can buy continues to diminish. The Project needs to find additional resources to fund its activities and this can be challenging and energy/morale sapping.

How has Organisation Contributed to Council/ Service Priorities:

- It has provided directly activities for young people through a junior youth club, and it has made the facility available to Community Learning and Development to deliver a senior youth club. These groups have delivered social, educational and recreational opportunities and benefits, as well as contributing to the council's anti-social behaviour agenda.
- Social isolation has been reduced through the activities that operate through the Project.
- Health improvement opportunities are provided through activity classes.
- Social capital in the village has increased and improved through additional volunteers, community activists and a refurbished community facility.
- The community café provides opportunities for healthier eating, as well as developing improved social contact and intergenerational links.
- Social cohesion and community spirit is being developed and encouraged through the Fun Day, and through other activities such as the community café.
- The facility also provides a base for the delivery of IT classes by CLD, helping to improve core skills.
- The facility helps to reduce isolation by enabling services to be delivered locally in an "isolated" community. Not only is it used by other community support agencies but it has been used by other organisations to bring services into the community.
- The environment has also been improved through the community garden.

List any Areas where there has been Shortfall in Performance:

There is no evidence of any shortfall. Evidence presented would indicate that the Project is over performing in relation to the grant it receives from the Council. It would benefit the Project to revise the way it lays out its performance standards and targets by using the more up to date layout within the more recent template for Joint Working Agreements. By doing this it would be able to more clearly demonstrate how well it is doing. This will be worked on with the Project Committee.

How often are Review Meetings held with Lead Officer:

The monitoring officer met with the committee in March 2015, in the Powerstation to hear a full presentation of the work of the project during 2014/15, and to receive a written report on this, and also to see the results of the refurbishment. A further meeting is scheduled to be arranged in October to fit in with the previous reporting timescale of November. The monitoring officer has also visited the Project, on an ad hoc basis, on several occasions to see how it is doing...and to sample the excellent fayre on offer in the community café!

In addition the local Community Education Worker, who supports the Project, is in regular contact with the Project and its committee, and attends its committee meetings.

C: FINANCIAL / RISK ASSESSMENT OVERVIEW

i. Total Support Provided (Financial & In- Kind Contributions):

Grant of £10,620

£ 3,500 - In kind support (CLD staff input)

Total: £14,120

ii. Last Period of Submitted Audited Accounts:

2014/2015

iii. Future Risks (Financial, Operational or Structural) Faced by Organisation:

- With the project now being on a sounder financial footing it has managed to attract external funding and the new committee has significantly increased its capacity to run the project effectively.

iv. Overall Risk Rating (Low/Medium/High):

- If current progress is maintained the overall risk to service delivery would be low.

D: CONCLUSIONS

i. **Summary/ Opinion of Organisations Overall Progress During Year:**

- This project has shown increased usage and community involvement that is evident through open days, youth clubs, school holiday programmes, work clubs and community café. The project is making satisfactory progress during 2014/15.

E: COMPLETED BY

Lead Officer: Mark Meechan

Date: 01/12/15

FALKIRK COUNCIL : EDUCATION SERVICES
FOLLOWING THE PUBLIC POUND : ANNUAL REPORTING STATEMENT 2014/15

Organisation Name: Workers Education Assoc(WEA)	Project: CLD Project
Name of Lead Officer: Mark Meechan	Current Agreement Dates: 31 March 2016

A: OVERALL ORGANISATION AIMS

i. Summary of Key Aims & Objectives:

To improve the quality of life, health and well being and opportunities available to residents with the area, in particular those residents at risk of disadvantage or exclusion.

ii. List of Agreed Outcomes:

To provide a range of community learning and development activities to support the delivery of safer communities, reduce anti-social behaviour and promote learning and development opportunities for young people and adults including:

To provide a range of positive opportunities for children and young people by providing children's groups, youth groups and opportunities to gain accreditation.

To provide adult learning opportunities the promote progression to further learning, accreditation and/or involvement within the school and wider community.

To promote and support volunteering locally.

To provide community meeting space and local information point, including internet access.

To raise awareness of the service with the local community.

iii. Why Service/Project is Funded Externally Rather than by the Council:

The Project has the specific asset base, capacity, skills, knowledge and expertise to effectively deliver on the agreed to performance targets, whereas the Council does not.

B: ACTUAL PERFORMANCE V's OBJECTIVES / AGREED OUTCOMES

i. Summary of Key Achievements:

- Increased number of new and continuing literacy learners – 90 new learners.
- Increased number literacy learners achieving and working towards accreditation. – 35 learners accredited.
- Increased number of workplaces participating – 15.
- Increased number of learning options available with new courses developed.
- All literacy learners report an increase in skills, confidence and abilities. 100% of evaluations report that the learning is beneficial to working, community and personal life.
- Positive evaluations from all workplace managers/owners.
- Community Programme – 5 Programmes of learning with 49 learners participating and 5 achieving accreditation.

• Summary of Key Issues/ Challenges Facing Organisation:

- Demand outstripping resources.

ii. How has Organisation Contributed to Council/ Service Priorities:

We will improve the delivery and support to inward migrants.

- 25 new ESOL learners in 2 workplaces.
- ESOL learners signposted to and taking up other CLD provision.

We will deliver family learning and parenting work to improve outcomes for children and families/carers.

- Dyslexia Awareness session deliver to family centre.
- Dyslexia awareness sessions delivered to CLD staff.
- *We will improve the capacity of our CLD workforce through the delivery of continuous programme of professional development activities.*
- Integrating accreditation with employability support programmes course developed and delivered in early 2015.
- Dyslexia awareness sessions delivered to 9 CLD staff.

iii. List any Areas where there has been Shortfall in Performance:

None

iv. How often are Review Meetings held with Lead Officer:

Quarterly

C: FINANCIAL / RISK ASSESSMENT OVERVIEW

i. Total Support Provided (Financial & In- Kind Contributions):

Grant from CLD, Education Services - £49,635

£ 8,000 - In kind support (Accommodation, parking and clerical support)

External Income/Grant Funding Secured - None

£57,635 - Total

ii Last Period of Submitted Audited Accounts:

2013/14

iii. Future Risks (Financial, Operational or Structural) Faced by Organisation:

Future risks to the Project would be financial in terms of a potential reduced grant from Council (Core costs). This could impact on the Projects ability to secure further external funding.

iv. Overall Risk Rating (Low/Medium/High):

If grant funding at the present level is maintained there would be a low risk to the Project and in essence Service delivery.

D: CONCLUSIONS

i. Summary/Opinion of Organisations Overall Progress During Year:

Satisfactory progress in achieving outcomes. Significant return on the amount of funding invested. For example, an SROI study was carried out on this project and it identified that for every £1 invested in the project there was a social return of £9.94.

E: COMPLETED BY

Lead Officer: Mark Meechan

Date: 01/12/15

FALKIRK COUNCIL : EDUCATION SERVICES
FOLLOWING THE PUBLIC POUND : ANNUAL REPORTING STATEMENT 2015/16

Organisation Name: Dobbie Hall Trust	Project: CLD Project
Name of Lead Officer: Mark Meechan	Current Agreement Dates: JWA to be completed.

A: OVERALL ORGANISATION AIMS

i. Summary of Key Aims & Objectives:

To improve the quality of life, health and well-being and opportunities available to residents with the area, in particular those residents at risk of disadvantage or exclusion.

ii. List of Agreed Outcomes:

- Specific outcomes will be developed by the Dobbie Hall Trust and by the Council in 2016-2017.
- Joint Working Agreement between the Dobbie Hall Trust and Falkirk Council will also be developed in 2016-2017

iii. Why Service/Project is Funded Externally Rather than by the Council:

The Project/Committee have the specific asset base, capacity, skills, knowledge and expertise to effectively deliver on targets, whereas the Council does not.

B: ACTUAL PERFORMANCE V's OBJECTIVES / AGREED OUTCOMES

i. Summary of Key Achievements:

Dobbie Hall Trust provide and support a range of activities in the Larbert and Stenhousemuir areas. This includes:

- Keep Fit Classes
- Larbert Amateur Operatic Society
- Dancing Classes for children and young people
- Kickboxing Fitness Classes
- CAMRA Real Ale Event
- Sports events, including darts and wrestling

ii. Summary of Key Issues/ Challenges Facing Organisation:

A recent condition survey of the building has identified a number defects which are the Dobbie Hall Trust responsibility under the current lease; the cost of these is estimated at £192k. A similar scale of works is required at the adjacent Rotary Hall property. Meetings have taken place with Dobbie Hall Trust to progress a prioritised programme of improvement works to the building and to assess the potential to attract external funds to support longer term investment in the property.

The Council's Asset Management Unit are discussing new lease terms with Dobbie Hall Trust which the Trust request are on similar terms to those of other community halls. These will be considered once the initial works have been undertaken and an approach towards funding the main programme of repairs is identified.

The Dobbie Hall Trust is exploring various funding options with the assistance of CLD and the External Funding Unit the Trust secured £4,250 from the Falkirk Community Grant Scheme to conduct a community consultation of the future uses of the Dobbie Hall.

The Dobbie Hall Trust was keen to provide the wider community the opportunity to have a say in the future planning of services, activities, and events at the Dobbie Hall. Therefore, the Trust commissioned Community Enterprise Ltd. to carry out a community wide consultation in order to inform the way forward and future development of the Dobbie Hall. The Trust have now completed this work and intend to meet with the Council representatives and other interested parties in early 2016 to discuss the outcome of this work.

iii. How has Organisation Contributed to Council/ Service Priorities:

At this point in time, the Dobbie Hall Trust does not have a formal Joint Working Agreement with the Council it does have a development plan that has clear links to CLD Service Priorities. It particularly contributes to the following priorities through the activities delivered within the Dobbie Hall.

3. We will work with schools and other partners to improve the outcomes for children and young people
4. We will improve the outcomes for young people and adults with core skills and health and wellbeing needs

v. List any Areas where there has been Shortfall in Performance:

ii. How often are Review Meetings held with Lead Officer:

Meetings are held between the Dobbie Hall Management Committee and Council Officer every eight weeks.

C: FINANCIAL / RISK ASSESSMENT OVERVIEW

i. Total Support Provided (Financial & In- Kind Contributions):

Grant from CLD, Education Services - £14, 356

External Income/Grant Funding Secured: £14, 356

ii. Last Period of Submitted Audited Accounts:

2013/2014

iii. Future Risks (Financial, Operational or Structural) Faced by Organisation:

Future risks to the Project would be financial in terms of a potential reduced grant from Council (Core costs). This could impact on the Projects ability to secure further external funding, and their ability to deliver core services. Also, if the Dobbie Hall Management Committee are unable to secure external funding to enable the upgrade of the property then this may adversely affect their ability to further development the business model for the Hall.

v. Overall Risk Rating (Low/Medium/High):

If grant funding at present level is maintained there would be a low risk to the Project and in essence Service delivery.

D: CONCLUSIONS

i. Summary/Opinion of Organisations Overall Progress During Year:

Satisfactory progress in achieving outcomes.

E: COMPLETED BY

Lead Officer: Mark Meechan

Date: 01/12/15

FALKIRK COUNCIL : CORPORATE AND NEIGHBOURHOOD SERVICES
FOLLOWING THE PUBLIC POUND : ANNUAL REPORTING STATEMENT 2015/16

Organisation Name: CVS Falkirk & District	Project: Core Support Funding
Name of Lead Officer: Andrew Wilson	Current Agreement Dates: 1 April 2014 – 31 March 2015

A OVERALL ORGANISATION AIMS

Summary of Key Aims & Objectives

To support, develop and represent Third Sector organisations so that they can participate positively in the planning and delivery of high quality services across the Falkirk Council area, for the benefit of local people and communities.

List of Agreed Outcomes

This report covers the joint working agreement for 2014/15, although this has now been replaced by one covering 2015/16.

The specific objectives which CVS operated within for 2014/15 included:- .

1. Volunteering, social enterprise and third sector partnering make key contributions to the delivery of Falkirk's SOA and Strategic Community Plan;
2. CVS develops its performance against the Common Services Framework for TSIs. This is the framework used by the Scottish Government in determining the performance and effectiveness of all 32 TSI's across Scotland;
3. Develop and enhance the Community Care and Health Forum to effectively participate and engage with appropriate partners in the planning and delivery of services; and
4. Further develop the service to secure Best Value.

The 2014-15 JWA is aligned to the Scottish Government framework for TSI's.

Why Service/Project is Funded Externally Rather than by the Council

This isn't an area of service the Council can directly provide, as representation of Third Sector interests needs to be undertaken by an independent and impartial organisation. F-CVS also fulfil the role as the Third Sector Interface for the area

B ACTUAL PERFORMANCE vs. OBJECTIVES / AGREED OUTCOMES
--

Summary of Key Achievements

- 797 people registered with CVS for volunteering. Of those who registered CVS facilitated 663 matches. The Volunteer Awards ceremony was attended by 450 people. During the year CVS presented 569 Saltire Awards to young volunteers, and 171 Celebration of Volunteering certificates for Forth Valley College students and school pupils.
- The regular Funders Fayre was held in Grangemouth in March 2015. This was attended 17 funders and 170 delegates. In addition to major events CVS is rolling out a programme of smaller outreach events into local communities. This will include giving continuing priority to

working with and supporting 'hard to reach' groups.

- During 2014/15 CVS has been a core member of the Falkirk Community Planning Partnership, particularly in helping to deliver the partnership's improvement programme. This included co-chairing the CPP's Participation and Engagement workstream with Community Learning and Development colleagues in Children's Services.
- CVS has supported 26 social entrepreneurs and organisations during 2014/15, and supported the establishment of the Falkirk District Social Enterprise Network. The network supports local social enterprises by:
 - Promoting social enterprise and socially enterprising organisations;
 - Signposting to specialist support; and
 - Providing learning events.
- One of the core roles of CVS is to help build the capacity of the local Third Sector. During 2014/15 CVS supported 16 local Third Sector organisations with a range of support including:
 - Funding;
 - Legal structure and constitution;
 - Governance;
 - Partnership working; and
 - Sustainability

Summary of Key Issues/ Challenges Facing Organisation

- CVS envisages continuing pressure on core funding and grant awards, into the foreseeable future, particularly with Councils expected to experience further funding reductions. In order to mitigate this, CVS will seek to innovate its service offer to public sector partners and to look to support Third Sector organisations more widely to offer sustainable and value for money service delivery solutions;
- Voluntary Action Scotland is undertaking a review of all 32 Third Sector Interfaces. The outcome of this review may significantly change what CVS locally is required to focus on; and
- A significant amount of the existing volunteering workload may move to an online based service offered by Volunteering Scotland, with CVS only being left by supported volunteering.

How has Organisation Contributed to Council/ Service Priorities

CVS continues to offer services to the local community in connection with volunteering, social enterprise and developing community organisations.

List any Areas where there has been Shortfall in Performance

CVS has renewed its Board membership and now has a full staff complement to face the increasing demands for its services.

The CVS website is now fully operational and all the agreed forums, including online forums have been established. No further performance shortfalls have been noted in the 4 x quarterly monitoring reviews undertaken during 2014/15.

How often are Review Meetings held with Lead Officer

Once per quarter with meetings minuted.

C FINANCIAL / RISK ASSESSMENT OVERVIEW

The following summary provides a list of the main sources of income for CVS.

Summary of CVS Income 2014 & 2015

Income Source	Total - 2014 (£)	Total - 2015 (£)
Council Core Funding	113,748	113,748
Other Council Funding	97,579	18,430
Scottish Government Core Funding	185,600	185,600
NHS Forth Valley Funding – Partnership Innovation Fund	325,884	154,546
NHS Forth Valley Funding – Other	35,000	66,883
Trading Income	67,762	21,200
Other Income	19,713	130,410
Total Income	845,286	690,817

Note: Extracted from the CVS audited accounts for 2014/15

CVS has highlighted the anticipated reductions in Council funding from 1 April 2015 onwards. During the financial year CVS experienced a reduction in generated income of 13%, although aligned expenditure was reduced by 21%. Both Council and Scottish Government core funding remained stable during the financial year. As an alternative to % reductions in both Council budgets which currently supports these services, CVS proposes the discontinuation of health and social care funding which currently stands at £18,430 in return for protection of core funding at existing levels.

Last Period of Submitted Audited Accounts

2014/15 – on-going financial position is monitored on a quarterly basis.

Future Risks (Financial, Operational or Structural) Faced by Organisation

The organisation is vulnerable should any of its key funders significantly reduce funding. This would have a direct impact on the number of people employed by CVS and present serious challenges in being able to deliver core services within the current agreement and in line with current demand.

During the year CVS directors reviewed its reserves policy and decided to maintain the current position, which requires maintaining reserves equivalent to 3 months unrestricted operating expenditure.

Overall Risk Rating (Low/Medium/High)

Medium – reflected in the regime of quarterly meetings which continues to monitor key risks.

D CONCLUSIONS**Summary/ Opinion of Organisations Overall Progress During Year**

The financial year 2014/15 has been a year of consolidation for CVS, with Board membership being refreshed and full staffing. This provides a platform to further progress and improve services. This will be underpinned by sustained stability during 2015/16 and beyond. CVS remains vulnerable to continued downward pressure on funding and will need to ensure that it fulfils its core priorities, particularly in improving representation of the Third Sector through the local interface.

The updated Joint Working Agreement for 2014-15 better aligns CVS activity with the key outcomes in Falkirk's Single Outcome Agreement.

E COMPLETED BY

<u>Name</u>	Andrew Wilson
<u>Designation</u>	Policy & Community Planning Manager
<u>Date</u>	18 December 2015

FALKIRK COUNCIL

**Subject: POLICE SCOTLAND – FALKIRK AREA COMMAND
PERFORMANCE REPORT**
Meeting: SCRUTINY COMMITTEE (EXTERNAL)
Date: 7 JANUARY 2016
Author: DIRECTOR OF CORPORATE AND HOUSING SERVICES

1. INTRODUCTION AND BACKGROUND

- 1.1 Following the establishment of Police Scotland on 1 April 2013 under the provisions of the Police and Fire Reform (Scotland) Act 2012, local commanders are required to report on performance with regard to the local policing plan. A new local Police Plan covering the period 2014 – 2017 was considered and approved by Falkirk Council on 25 June 2014. The Local Plan is noted as background to this report.
- 1.2 The local policing plan sets out the local priorities and objectives for the Falkirk Council area, and is a statutory requirement of the Police and Fire Reform (Scotland) Act 2012. The plan takes account of the following:
- The Scottish Government’s overarching vision for public services;
 - Strategic priorities set by Scottish Ministers;
 - The Scottish Police Authority’s Strategic Police Plan;
 - The Chief Constable’s Annual Police Plan; and
 - Local context and need.
- 1.3 The area plan is supported by nine local community based plans, one for each of our Multi-Member wards. Although the policing plan covers a 3 year period this will be subject to review. The policing plan is aligned to the local outcomes within our Single Outcome Agreement. Local priorities have been informed by local people, communities and issues through Police Scotland’s intelligence led community policing approach. The plan also details how police resources will be deployed in support of local priorities and stresses the importance of working closely with partners.
- 1.4 This report covers the period April 2015 to September 2015, and highlights the performance of local policing across the Falkirk Council area, in accordance with the local policing plan, and the following local priorities:
- Protecting People and Places;
 - Dealing with Antisocial Behaviour;
 - Violent Crime;
 - Disrupting Organised Crime;
 - Crimes of Dishonesty; and
 - Making Roads Safer.

1.5 The following provides some brief performance highlights which local Police have achieved over the reporting period. These include:

- Reported crime in groups 1 to 4 continues its long term downward trend;
- Crimes of indecency have risen;
- Hate related crime continues to decrease;
- Incidences of domestic abuse have risen, although this is an issue which has been given priority by the Forth Valley Division of Police Scotland;
- The level of violent crime has remained static;
- Incidences of the possession of illegal drugs have increased, although the number of people charged with the supply, possession and cultivation of illegal substances has decreased; and
- Crimes of dishonesty are now at their lowest level in 5 years.

1.6 In order to achieve these priorities the annual Police Plan sets out the actions Police Scotland will undertake within the timeframe of the plan i.e. 2014-2017.

Protecting People

1.7 Actions to support this priority include:

- Prioritised investigation of crimes against vulnerable persons
- Risk assessments to identify victims and repeat and high tariff offenders.
- Early identification and support of vulnerable persons
- Processes to support child protection principles in respect of victims and offenders.
- Support plan for vulnerable adults
- Use partner agencies and community advisors to identify the incidence and victims of hate crime
- Regular participation in planning process and exercises
- Using resources from across Police Scotland to respond to major events or incidents
- Allocate responsibility and accountability for delivery against priorities to an officer of superintendent rank

Protecting Places

1.8 Actions to support this priority include:

- Increased staffing for the Community Investigation Unit
- Increased patrol and response capacity at peak times of offending
- Regular analysis of offending patterns to best direct the police response
- Continue to develop early intervention actions through the local MATAC process
- Allocate responsibility and accountability for delivery against priorities to an officer of superintendent rank

Dealing with Anti-Social Behaviour

1.9 Actions to support this priority include:

- Analysis of crimes and incidents to target resources
- Focused activity by community teams to prevent incidents
- Involvement of partners to develop preventive measures
- Consultation to measure community confidence and satisfaction
- Close working relationships with licensed trade to promote the licensing objectives
- Continue to develop early intervention actions through the local MATAC process
- Allocate responsibility and accountability for delivery against priorities to an officer of superintendent rank

Violent Crime

1.10 Actions to support this priority include:

- Analysis of crimes and incidents to target resources to locations and offenders
- Increased patrol and response capacity at peak times for offending
- Work with partners to develop intervention strategies in regard to violence against women
- Work with partners to develop intervention strategies for violence in houses
- Close working relationships with licensed trade to promote the licensing objectives
- Continue to develop early intervention actions through the local MATAC process
- Allocate responsibility and accountability for delivery against priorities to an officer of superintendent rank

Disrupting Organised Crime

1.11 Actions to support this priority include:

- Analysis of intelligence to target offenders
- Joint operations with partners to apply differing sanctions to criminals
- National and regional resources used to support operations
- Seizure of criminals' cash and assets
- Use intelligence to prevent criminals obtaining public contracts
- Scrutinize all licensing applications to identify any links to crime groups
- Disrupt the use of the road network by crime groups
- Allocate responsibility and accountability for delivery against priorities to an officer of superintendent rank

Crimes of Dishonesty

1.12 Actions to support this priority include:

- Provide warnings about known scams and localised spates of crime.
- Disrupt the use of the road network by criminals
- Increased staffing in Community Investigation Unit
- Targeted and focused operations

- Allocate responsibility and accountability for delivery against priorities to an officer of superintendent rank

Making Roads Safer

1.13 Actions to support this priority include:

- Listen to local communities about road safety concerns
- Identify problem locations using road collision data and analysis
- Take appropriate action in relation to concerns about speeding and those parking issues which remain a police responsibility.
- Target repeat offenders particularly disqualified drivers and drink drivers
- Carry out regular high profile road policing operations
- Work with partners to provide engineering solutions for safer roads
- Use Automatic Number Plate Recognition to identify offences and offenders
- Work with partners to educate road users about road safety
- Use road checks and visible patrols to reduce risks and increase safety on roads and disrupt criminal activity
- Allocate responsibility and accountability for delivery against priorities to an officer of superintendent rank

1.14 The reports will be presented by Superintendent Mandy Paterson, Police Scotland, and until recently the Area Commander for the Falkirk Area Command who will also answer any questions Members may have on the attached reports. Superintendent Paterson has been replaced by Chief Inspector Damian Armstrong as Area Commander.

1.15 A summary report is provided by Police Scotland at appendix 1. The detailed performance report is attached at appendix 2. This provides performance on a number of different indicators as well as trend analysis. In addition to this, the report also covers current risks and threats associated with the Local Policing Plan.

1.16 The core performance data is provided within the attached appendices. The report style is consistent with that provided for Clackmannanshire and Stirling Councils.

2. CONCLUSION

2.1 This report provides an opportunity for Members to fulfil their scrutiny role on local policing as set out in the Police and Fire Reform (Scotland) Act 2012.

3. RECOMMENDATIONS

- 3.1 It is recommended that the Scrutiny Committee (External) consider the performance of Police Scotland against the priorities contained within the local policing plan and the performance noted against those as set out in the appendix to the report.

.....
DIRECTOR OF CORPORATE & HOUSING SERVICES

Date: 08 December 2015

Ref: ABC070116AW – Police Scotland – Falkirk Area Command Performance

Report Contact Name: Andrew Wilson

LIST OF BACKGROUND PAPERS

1. Police Scotland Local Plan 2014 - 2017

Any person wishing to inspect the background papers listed above should telephone Falkirk 01324 506046 and ask for Andrew Wilson.



Subject **PERFORMANCE FALKIRK COUNCIL AREA APRIL- SEPT 2015**
Date: **8 DECEMBER 2015**
Author: **LOCAL POLICE COMMANDER**

1. INTRODUCTION

- 1.1 The purpose of this report is to highlight matters in the Area Command such as emerging trends, threats and issues or particular successes and difficulties.
- 1.2 The Falkirk Policing Performance Scrutiny Report table contains the current information on performance against selected performance indicators. This covering report provides complementary information to that in the table to present a rounded picture of issues affecting policing in Falkirk Council area.
- 1.3 The data provided in the table and report is for information purposes to allow Board Members to conduct their scrutiny responsibilities. It should be noted that the timing of this meeting of the Committee allows the reporting of preliminary year to date 2015/16 statistics covering Quarters 1 & 2. There may be minor amendments between the information in this report and the final 2015/16 statistics – for example due to delayed reporting or recording of crimes, road crashes or incidents. **It would not therefore be accurate or appropriate to refer to, quote or use the data in this report as official statistics.** 5 year average figures are not available for all measures.
- 1.4 The format of this report reflects the Falkirk Local Policing Plan priorities (i.e. **Protecting People and Places, Dealing with Antisocial Behaviour, Violent Crime, Disrupting Organised Crime, Crimes of Dishonesty and Making Roads Safer**). There is also a further category of Cross Cutting Themes which are relevant to all the foregoing priorities.
- 1.5 The format of this report is based on a Covalent report which it is hoped will be the reporting tool. A key to the icons precedes the table.
- 1.6 There will be contextual information provided on current performance. For a small number of indicators only the Forth Valley Division figure is available at this time, and this is identified in the contextual comments.

2. INFORMATION

- 2.1 The first two quarters of 2015/16 sees the long-term trend of reducing crime rates continuing in crime groups 1 to 4 with a drop of 16.5% when compared with the 5 year average, down from 3004 to 2509 with 495 fewer crimes reported. This is accompanied by a reduction of 2.4%, 61 fewer crimes from the figure at this time last year. A reduction in the number of crimes of dishonesty, down by 5.6%, 91 fewer crimes compared with the same period last year, has contributed to the overall fall in groups 1 – 4 Crime. In contrast there has been an increase in crimes of indecency, 22 crimes more, up by 19.1% accompanied by slight rises in crimes of serious violence, up by 2.1% with 2 crimes more, and crimes of vandalism etc., up by 0.8%, 6 crimes more.
- 2.2 The performance indicators currently used in the table reflect the aspirations of Forth Valley Division to achieve continuous improvement in service delivery to the communities in this area.
- 2.3 The table contains information produced by Police Scotland which is relevant to national priorities and also reflects the objectives in the Falkirk Local Policing Plan. Where indicators link to more than one of the six policing priorities they have been collated under the heading of Cross Cutting Themes.
- 2.4 Together, they help to provide information on trends in performance which is expanded by the contextual information and actions shown in the final column. Thirty of the local plan indicators currently contain data which allow long term comparisons to be made. Of these, 7 show positive performance, 6 remain static whilst 17 show reduced levels. Forty-nine of the local plan indicators currently contain data which allow short term comparisons to be made. Of these, 19 show positive performance, 5 remain static whilst 25 show reduced levels. The scrutiny table provides detail of how significant the variations in performance were, and whether it varied in respect of the previous year or the 5 year average or both.
- 2.5 One of the objectives under the priority of **Protecting the Public** is to reduce the levels of **crimes of indecency**. The increase in this crime group over the first quarter continues to impact on the year to date figures which show a rise of 19.1%, up from 115 to 137. Crimes are recorded according to the date they are **reported** regardless of when they occurred, and 13.9% (19) of the crimes reported since 1 April 2015 were committed more than a year prior to the date they were reported. Overall the detection rate is high with 78.8% of crimes in this group detected. Levels of offending by individuals who are strangers to the victim remain very low.
- 2.6 Another objective under the preceding priority is to respond to **hate crimes and offences**. There has been a reduction in reported hate crimes down from 117 to 77 for the current reporting period. The largest single characteristic of victims continues to be based on race with 62% of all such crimes falling within this category. The rates for detecting offenders remains high at over 92.6% and reflects the importance placed on addressing this issue. Effort in

detecting offenders is complemented by the provision of assistance, advice and guidance to victims.

- 2.7 The number of **domestic abuse incidents** (989) shows an increase against the same period last year (938). This issue has been given particular emphasis within Forth Valley Division and measures including intervention, enforcement and target profiling have been applied successfully.
- 2.8 The long-term downward trend in crimes and offences involving **anti-social behaviour, disorder and vandalism** has continued over the reporting period. There was a significant decrease of just over 14.1% with 680 fewer complaints of disorder from the previous year down from 4,817 to 4,137. Levels of Vandalism are almost the same as the same period last year with 657 crimes reported, however an increase in fire-raising up from 35 to 43 has resulted in an overall slight increase of 0.8% in Group 4 crime compared with last year. When these types of crimes are looked at over the longer term, it has dropped by 22.7% when compared with the 5 year average.
- 2.9 In respect of **violent crime** for the period April to September 2015, the number of serious assaults has remained static at 38, as has the number of attempted murders which is static at 4. The number of robberies has risen slightly up by 2 from 14 to 16 however overall this crime type remains a rare incident. Most robberies involve the taking of items such as mobile phones and small sums of money and are carried out by way of threat of violence rather than acts of violence. Minor assaults have increased during April - September, up 13.6%, 127 crimes more than last year. Detection rates in all of these categories remain at high levels. In the majority of assaults no weapon was used with many occurring in a residential setting rather than in public places.
- 2.10 Efforts continue in tackling the **misuse of drugs** however, although possession cases have increased by 8.7%, the number of persons charged with the supply, production or cultivation of illegal substances has reduced from 96 to 88 which is in line with the levels seen in previous years.
- 2.11 The downward trend continues with **Crimes of dishonesty (group 3)** showing an overall reduction of 5.6% down from 1,626 to 1,535 against the same period last year and is at its lowest level seen in the preceding 5 years. One of the most significant reductions has been in thefts by housebreaking (294 to 248), but this can be attributed to a reduction in crimes involving thefts from sheds and garages rather than break-ins to houses. Common theft is also down by 12.7% from 581 to 507 however reports of theft by shoplifting have increased by 20.3%, up 58 crimes against the previous year and fraud is also up with cases up from 75 to 124 over the current reporting period. The detection rate for acquisitive crime stands at 44.2%.
- 2.12 **Road Policing and Road Crime** is being addressed within the new structure of a local Forth Valley Divisional Road Policing Unit supplemented by the national Trunks Road Policing Group which covers activity on key main routes. The number of injury road collisions is up slightly from 112 to 118 whilst the number of people killed or seriously injured has reduced, down from 23 to 20,

one of which resulted in fatal injury. Focused efforts on addressing the potential causes of collision such as speeding continue and although there has been an increase in detection in the number of speeders, despite proactivity, the number of drivers not wearing seat belts and using mobile phones while driving have reduced.

- 2.13 **Community Confidence and Engagement** remains at the heart of local policing, and the **number of complaints about the police** and the nature of such complaints can be a measure of how well this is being achieved. The number for this reporting period is 70. There were a total of 89 allegations contained within the 70 complaints, of which 59 were in relation to the actions of staff whilst on duty, 0 for off-duty incidents and 30 in respect of the quality of service delivered by the organisation. No significant trends in respect of individuals or particular locations are currently discernible. The results of the **service user survey** shown in sections 72 - 78 of the table relate to Forth Valley Division as a whole and reflect the views of persons who have engaged with the police on a wide range of issues over the reporting period. There is generally a high level of satisfaction with the various elements of service delivery.

3. RISKS AND THREATS

- 3.1 Some of the risks and threats which continue to present are:
- Metal theft – although this has seen a drop locally
 - Skimming devices in Automated Teller Machines
 - Bogus collection/theft of "charity" clothing –although sporadic
 - Child neglect (including the level of care and hygiene in the home)
 - Local impact of serious organised crime groups
 - So called "Legal highs" – this is a national issue.

By their nature, these remain longer-term threats and Forth Valley Division continues to focus on intervention and enforcement to address them.

- 3.2 No significant new operational issues emerged during the last reporting period.

4. UPDATES

- 4.1 This section of the report provides brief details of any matters within Falkirk Area Command which present a challenge for Forth Valley Division or which are of particular interest. Information on recent issues which emerged since the production of this report will be provided by way of a verbal report at the meeting.

5. Appendices

- 5.1 Appendix 1 – Falkirk Policing Performance Scrutiny Board Report












.....
Chief Superintendent John Hawkins
LOCAL COMMANDER, FORTH VALLEY DIVISION

Date: 8 December 2015
Contact Name: PC Amy McGregor (01324 678855)

Falkirk Policing Performance Scrutiny Report



Performance Indicators – 1 April to 30 September 2015

Appendix 2

Key		
PI Status	Five Year trend	Comparison to previous period
 Alert		
 Warning	 Improving	 Improving
 OK	 No change	 No change
 Unknown	 Getting worse	 Getting worse
 Data only		

Falkirk Police Plan 2014-17 : Performance Reporting

Protecting People

No.	Performance Indicator	5 Year Average	Apr- Sep 2014	Target	Apr- Sep 2015	Short Trend	Context and Actions/Response
1	Number of Group 2 Crimes – Crimes of Indecency	 113.4	115	Reduce	137		<p>Context: In the great majority of crimes of indecency, the perpetrator is known to the victim – the number carried out by strangers remains extremely low. All sexual crimes are investigated with the same thoroughness regardless of when they were committed. The CID oversees every sexual offences case and these are scrutinised daily to ensure prompt progress of the investigation. In recent years there has been a growing confidence among victims to report these crimes. Third party reporting through other organisations is also being promoted through a portal on the Police Scotland website on which details of participating bodies are available. Excessive alcohol consumption increases victim vulnerability to this type of crime, and police and partners are developing ways to highlight this to potential victims and to others who would be able to intervene.</p>

NDA = no data available

Author: PC Amy McGregor, Performance Support, Forth Valley Division

Contact: amy.mcgregor@scotland.pnn.police.uk or 01324 678855





Falkirk Policing Performance Scrutiny Report

Performance Indicators – 1 April to 30 September 2015

Appendix 2

Falkirk Police Plan 2014-17 : Performance Reporting

Protecting People

No.	Performance Indicator	5 Year Average	Apr- Sep 2014	Target	Apr- Sep 2015	Short Trend	Context and Actions/Response
							<p>Update: The review period April to September 2015 shows an overall increase of 22 additional crimes (up 19.1%) recorded under Group 2 Crimes of Indecency. A rise in the number of historic offences explains the increase in the current reporting period. Of the 137 crimes reported, 118 were committed during that time frame whilst 19 (13.9%) were committed more than one year prior to reporting and are classed as investigations in historic crimes. Over a quarter of all historic crimes were of rape (details in KPI 2 below). An increase in victims reporting historic crimes is seen as a positive indication of victim confidence in police and, in conjunction with proactive investigation by the Domestic Abuse Unit, this has led to an increase in this area, not just locally but also across the wider area.</p>
2	Group 2 Crimes - Detection Rate	 75.5%	90.4%	Increase	78.8%		<p>Context: There are Standard Operating Procedures (SOPs) to direct investigations into these crimes. Enquiries can be protracted and detection rates can fluctuate month to month, but on average over the longer term are about 80%.</p> <p>Update: The number of Group 2 crimes detected during the period April to September 2015 is up on the 5 year average by a rise of 3.3 percentage points, whilst compared with the same period last year, there is a reduction of 11.6 percentage points. Out of 118 crimes committed during the current period, 75 have been detected, giving a 'current' detection rate of 63.6%, whilst 43 still have enquiries ongoing. A further 7 historic crimes still have enquiries ongoing.</p>
3	<i>Number of Rapes</i>		25	Reduce	19		<p>Context: A dedicated Rape Investigation Unit has been</p>

NDA = no data available

Author: PC Amy McGregor, Performance Support, Forth Valley Division

Contact: amy.mcgregor@scotland.pnn.police.uk or 01324 678855




Falkirk Policing Performance Scrutiny Report

Performance Indicators – 1 April to 30 September 2015

Appendix 2

Falkirk Police Plan 2014-17 : Performance Reporting

Protecting People

No.	Performance Indicator	5 Year Average	Apr- Sep 2014	Target	Apr- Sep 2015	Short Trend	Context and Actions/Response
		18.2					<p>established in Forth Valley Division. Their remit is to oversee the investigation into these crimes to ensure a common standard of investigation is followed in accordance with the force's Rape Investigation Protocol.</p> <p>Update: Historical reporting of this crime type is still contributing to this figure. Although 19 crimes of rape were reported within the reporting period only 14 crimes were committed during that time, the other 5 were reported more than one year from the date committed and have been reported to police as historic crimes.</p>
4	Rape Detection Rate	 77.2%	76%	Increase	73.7%		<p>Context: In common with other crimes of indecency, detection of rapes often happens months after they are reported. So crimes recorded in any month may not be the same as crimes detected. This makes detection rates fluctuate considerably between months and may sometimes result in rates of over 100%. Forensic investigation is important, but is obviously less applicable for "historic" crimes.</p> <p>Update: The current period shows the level of detected crimes has dropped when compared with the previous year to date and the 5 year average. These detection rates relate to 12 crimes that have been detected during the reporting period, 4 of which were historic. Enquiries are ongoing in relation to the outstanding undetected crimes.</p>
5	Sexual Offences Liaison Officer deployed within 24 hours for all rapes	NDA	NDA	Maintain	100%		<p>Context: A Sexual Offences Liaison Officer (SOLO) is specially trained to provide support to victims of rape and early deployment has proven to be of great benefit to victims.</p>

NDA = no data available



Author: PC Amy McGregor, Performance Support, Forth Valley Division

Contact: amy.mcgregor@scotland.pnn.police.uk or 01324 678855

Falkirk Policing Performance Scrutiny Report

Performance Indicators – 1 April to 30 September 2015

Appendix 2

Falkirk Police Plan 2014-17 : Performance Reporting							
Protecting People							
No.	Performance Indicator	5 Year Average	Apr- Sep 2014	Target	Apr- Sep 2015	Short Trend	Context and Actions/Response
							<p>The Target is a Forth Valley wide target to achieve 100% Sexual Offences Liaison Officer (SOLO) deployment within 24hrs of such a crime being reported. There is no previous comparative data available.</p> <p>Update: This target has been achieved for this reporting period.</p>
6	Level of repeat offending – Registered Sex Offender committing sexual offences / other offences (now reported at Falkirk Area Command level)	NDA	NDA	--	0 / 10		<p>Context: Management of offenders under the Multi Agency Public Protection Arrangements (MAPPA) is intended to limit the risk posed to the community. The level of management applied is commensurate with the perceived risk. There are currently 116 registered offenders – of these there is none in the highest category (level 3) with 13(11.2%) at level 2 and 103 at the lowest level 1 (88.8%).</p> <p>Update: 10 of the 116 offenders registered in Falkirk Local Area Command re-offended after inclusion on the sex offenders register, with none of these persons having committed offences which involved a sexual element.</p>
7	Number of young people who offend	NDA	418	--	539		<p>Context: This figure is for the whole of Forth Valley Division. The population of 8 to 17 year olds is estimated at 34,061 and the year to date number of young people who offend per 10k population is calculated at 158.</p> <p>Update: Over the first two quarters of 2015/16 the percentage of 8 to 17 year olds that offend is 1.6%.</p>

NDA = no data available

Author: PC Amy McGregor, Performance Support, Forth Valley Division

Contact: amy.mcgregor@scotland.pnn.police.uk or 01324 678855





Falkirk Policing Performance Scrutiny Report

Performance Indicators – 1 April to 30 September 2015

Appendix 2

Falkirk Police Plan 2014-17 : Performance Reporting

Protecting People

No.	Performance Indicator	5 Year Average	Apr- Sep 2014	Target	Apr- Sep 2015	Short Trend	Context and Actions/Response
8	<i>Number of young people issued with Formal Warnings</i>	NDA	75	--	126		<p>Context: These figures are for the whole of Forth Valley.</p> <p>Update: The number of young people issued with formal warnings as a means of diversion from the traditional route of criminal justice via SCRA/COPFS has increased compared with the previous reporting period showing an increase of 68% with 51 more young people warned. This can be viewed as a positive result as this increase reflects the desire to reduce the criminalisation of young people for minor crimes and offences as, in accepting a warning, they are acknowledging they have done something wrong and have an opportunity to learn from a mistake and if relevant make restitution to a victim.</p>
9	<i>Number of young people who are referred to an Early & Effective Interventions co-ordinator.</i>	NDA	296	--	381		<p>Context: These figures are now reported for the Falkirk area.</p> <p>Of the total for this year 227 referrals were for children under 16 and the rest were for 16/17 year olds.</p>
10	<i>Number of proactive internet based Child Protection investigations</i>	NDA	19	--	14		<p>Context: This figure is for the whole of Forth Valley which provides an indication of pro-active work done to combat this type of criminality.</p>
11	<i>Number of children referred to partner agencies</i>	NDA	NDA	--	221		<p>Context: This figure relates to the number of children 15 years and under (or 16-17 years if under a supervision order) reported to Scottish Children's Reporter Administration or to the Procurator Fiscal across the Forth Valley Division.</p>

NDA = no data available

Author: PC Amy McGregor, Performance Support, Forth Valley Division

Contact: amy.mcgregor@scotland.pnn.police.uk or 01324 678855



Falkirk Policing Performance Scrutiny Report

Performance Indicators – 1 April to 30 September 2015

Appendix 2

Falkirk Police Plan 2014-17 : Performance Reporting

Protecting People

No.	Performance Indicator	5 Year Average	Apr- Sep 2014	Target	Apr- Sep 2015	Short Trend	Context and Actions/Response
							Update: There is no baseline data with which to compare performance. The year to date figure for referrals can be broken down as follows: SCRA = 104 SCRA/PF = 28 PF only = 89
12	<i>% of police attendance at Child Protection case conferences</i>	NDA	NDA	--	100%		Context: This figure relates to % of Police attendance as a result of invitations to partner agency child protection case conferences and is for the whole of the Forth Valley Division. These meetings include Pre-birth meetings and initial meetings. Update: There were 70 meetings held during the reporting period, all of which were attended by Police and included 17 were pre-birth and 53 initial meetings.
13	<i>E-Safety Partnership - No of persons engaged with at talks/events</i>	NDA	NDA	--	1037		Context: The partnership comprises Police, Education, Child Protection, Social Work, 3 rd Sector Agencies and private technology industries and works with the Scottish Government Child Internet Safety Stake Holders Group. This measure indicates the total number of persons engaged with at E-Safety Partnership events and presentations in the Falkirk area. Children are placed into 3 age groups – 5-7yrs, 8-10yrs & 11-16yrs with a separate category for parents. Update: Between April & September 2015 events were delivered in the Falkirk area to 0 x 5-7 year olds, 397 x 8-10 year olds, 640 x 11-16 year olds.

NDA = no data available



Author: PC Amy McGregor, Performance Support, Forth Valley Division

Contact: amy.mcgregor@scotland.pnn.police.uk or 01324 678855

Falkirk Policing Performance Scrutiny Report

Performance Indicators – 1 April to 30 September 2015

Appendix 2

Falkirk Police Plan 2014-17 : Performance Reporting							
Protecting People							
No.	Performance Indicator	5 Year Average	Apr- Sep 2014	Target	Apr- Sep 2015	Short Trend	Context and Actions/Response
14	Number of adult at risk referrals made to partner agencies	NDA	1530	--	1524		<p>Context: This figure relates to the number of adults identified by police to meet the Three point test under the Adult Support and protection (Scotland) Act 2007. Adults at Risk are defined as those over 16 years who are unable to safeguard their own well-being, property, rights or other interest and are at risk and because they are affected by disability, mental disorder, illness or mental infirmity, are more vulnerable to being harmed than adults not so affected.</p> <p>Update: Year on year there has been no significant change is no baseline data with which to compare performance.</p>
15	Number of hate crimes	NDA	117	Reduce	77		<p>Context: Police now specifically identify all categories of hate crime committed in respect of personal characteristics such as disability and sexual orientation as well as race. However, race remains the single largest category. Additional support to victims of such crime is often an important element of the response. A crime may result in multiple charges. A Hate Incident is recorded where no crime has occurred but behaviour is alleged to have occurred that may be considered as contrary to one of the protected characteristics.</p> <p>Update: During the review period April to September 2015 there were 87 Hate Incidents, 10 resulted in No Crime. Of the 77 crimes a total of 92 charges were recorded. Of these 82 were detected.</p>

NDA = no data available

Author: PC Amy McGregor, Performance Support, Forth Valley Division

Contact: amy.mcgregor@scotland.pnn.police.uk or 01324 678855

Falkirk Policing Performance Scrutiny Report

Performance Indicators – 1 April to 30 September 2015

Appendix 2

Falkirk Police Plan 2014-17 : Performance Reporting							
Protecting People							
No.	Performance Indicator	5 Year Average	Apr- Sep 2014	Target	Apr- Sep 2015	Short Trend	Context and Actions/Response
							<p>48 Hate Crimes were due to Race which accounts for 62% of all Hate Crimes recorded.</p> <p>There were 14 Hate Crimes directed at Police, 3 of which were due to Race. This has reduced significantly compared with last year when 13 such Race crimes were directed at police.</p> <p>Race Remains the greatest Hate Crime motivation within Falkirk but is not exclusive to any one Ethnic Grouping as the victims were of Asian, Pakistani, Polish, Afghani, Spanish, Indian, Northern Irish and Romanian backgrounds.</p>
16	Hate crimes and offences – detection rate	NDA	82.8%	Increase	92.6%	↑	<p>Context: Police now specify all categories of hate crime committed in respect of personal characteristics such as disability and sexual orientation as well as race. Victims of hate crime can be amongst the most vulnerable persons in the community, and investigation of such crime receives particular focus</p> <p>Update: As a result of the priority these crimes are given 92.6% of crimes this year have been detected so far. The year to date figure is high and is indicative of the priority afforded to these incidents. Where crimes remain undetected there is usually an insufficiency of corroborative evidence. There is evidence of society becoming less tolerant of hate crime with instances of third party reporting being made where the complainant has not been traced. In such cases it is more difficult to detect an offender.</p>

NDA = no data available





Author: PC Amy McGregor, Performance Support, Forth Valley Division

Contact: amy.mcgregor@scotland.pnn.police.uk or 01324 678855

Falkirk Policing Performance Scrutiny Report

Performance Indicators – 1 April to 30 September 2015

Appendix 2

Falkirk Police Plan 2014-17 : Performance Reporting							
Protecting People							
No.	Performance Indicator	5 Year Average	Apr- Sep 2014	Target	Apr- Sep 2015	Short Trend	Context and Actions/Response
17	Total domestic abuse incidents	NDA	938	--	989		<p>Context: The targeting of repeat offenders and strong levels of support for victims are both key to addressing the issue of domestic abuse.</p> <p>Update: This has increased by 5.4% compared with last year. The Domestic Abuse Investigation Unit is now well established and has the remit of investigating historical abuse investigations which have increased as a result of increasing confidence in police who are working alongside partner agencies such as Women's Aid. These incidents are still afforded a priority status and are managed at daily Tasking Meetings.</p>
18	Total crimes and offences in domestic abuse incidents	NDA	817	--	772		<p>Context: This figure relates to the total number of crimes recorded that are attributed to domestic abuse.</p> <p>Update: The current figures show a reduction of 5.5% compared with the same period last year.</p>
19	% of Domestic abuse incidents that result in a crime being recorded	NDA	61.7%	--	56.4%		<p>Context: This figure relates to the number of Domestic Abuse incidents reported that are subsequently investigated as crimes. All domestic abuse incidents are subjected to a high level of scrutiny to ensure a victim oriented approach.</p> <p>Update: There has been a reduction of 5.3 points in respect of the number of domestic incidents that were subsequently recorded as a crime compared with previous year to date.</p>
20	<i>Total crimes and offences in domestic abuse incidents</i>	NDA	85.7%	Increase	78.4%		<p>Context: High detection rates arising from thorough investigation may contribute to reductions in the incidence of domestic abuse by highlighting to the perpetrator the</p>

NDA = no data available

Author: PC Amy McGregor, Performance Support, Forth Valley Division

Contact: amy.mcgregor@scotland.pnn.police.uk or 01324 678855




Falkirk Policing Performance Scrutiny Report

Performance Indicators – 1 April to 30 September 2015

Appendix 2

Falkirk Police Plan 2014-17 : Performance Reporting

Protecting People

No.	Performance Indicator	5 Year Average	Apr- Sep 2014	Target	Apr- Sep 2015	Short Trend	Context and Actions/Response
	<i>detection rate</i>						likelihood of arrest and subsequent criminal proceedings as a consequence of their action. Update: The detection rate for these crimes has fallen by 7.3 percentage points. These crimes continue to be prioritised and every effort made to trace offenders and protect victims. In cases where the offender is not detected it may be due to an insufficiency of evidence rather than the offender being unknown.
21	<i>Number of detections for domestic abuse bail offences.</i>	NDA	55	--	54		Context: This figure provides an indication of how many offenders have breached bail conditions imposed at court following incidents of a domestic nature. Update: The figures show no significant change from the previous year.
22	<i>Ensure 95% of domestic abuse initial bail checks are conducted within a prescribed timeframe (24hrs)</i>	NDA	NDA	95%	98%		Context: This KPI relates to when a perpetrator of domestic abuse has been held in custody and released on bail from court. Once Police are notified they thereafter have 24hrs to trace the victim and notify them of the release to prevent further crime and reduce risk and harm to the victim and wider society. Update: This area is given a high degree of priority with all possible effort made to deliver these messages within the target time.
23	<i>No of individuals subject of</i>	NDA	13	--	27		Context: This process started in June 2013. MATAC

NDA = no data available

Author: PC Amy McGregor, Performance Support, Forth Valley Division

Contact: amy.mcgregor@scotland.pnn.police.uk or 01324 678855



Falkirk Policing Performance Scrutiny Report

Performance Indicators – 1 April to 30 September 2015

Appendix 2

Falkirk Police Plan 2014-17 : Performance Reporting

Protecting People

No.	Performance Indicator	5 Year Average	Apr- Sep 2014	Target	Apr- Sep 2015	Short Trend	Context and Actions/Response
	<i>Multi Agency Tasking and Coordinating - MATAC referrals (High risk perpetrators of domestic abuse)</i>						meetings are chaired and led by Police and are attended by Police, Criminal Justice, Domestic Abuse Task Force, Procurator Fiscal, Local Authorities and Women's Aid amongst others.
24	<i>No of individuals subject of Multi Agency Risk Assessment Conferences - MARAC referrals (High risk victims of domestic abuse)</i>	NDA	38	--	25		Context: This process started in August 2013. The MARAC is chaired by Falkirk and District Women's Aid and attended by Police, Women's Aid, Social Work and the Local Authority amongst others.
25	<i>Number of Engagement sessions delivered under CONTEST Strategy.</i>	NDA	NDA	--	13		<p>Context: CONTEST is the UK Government's Counter Terrorism Strategy which is organised around 4 work streams, each comprising a number of key objectives:</p> <p><u>Pursue:</u> to stop terrorist attacks</p> <p><u>Prevent:</u> to stop people becoming terrorists or supporting terrorism</p> <p><u>Protect:</u> to strengthen our protection against a terrorist attack</p> <p><u>Prepare:</u> to mitigate the impact of a terrorist attack</p> <p>Update: Year to date there have been 13 presentations delivered in the Falkirk Council area in effort to raise awareness of the CONTEST strategy. Meetings to discuss local implementation plans in relation to CONTEST/ CT awareness have taken place with the following during the reporting period. Scottish Ambulance Service, Falkirk Community Trust, Falkirk Council CONTEST lead, Falkirk Council Licensing Dept., Falkirk LA Housing staff, Criminal Justice Social Work Staff, Polmont YOI</p>

NDA = no data available

Author: PC Amy McGregor, Performance Support, Forth Valley Division



Contact: amy.mcgregor@scotland.pnn.police.uk or 01324 678855

Falkirk Policing Performance Scrutiny Report

Performance Indicators – 1 April to 30 September 2015

Appendix 2

Falkirk Police Plan 2014-17 : Performance Reporting							
Protecting People							
No.	Performance Indicator	5 Year Average	Apr- Sep 2014	Target	Apr- Sep 2015	Short Trend	Context and Actions/Response
							<p>Fair for All Group, NHS Forth Valley,</p> <p>WRAP 3 training was delivered to School Based Police Officers and a selection of relevant Guidance Teachers and Pastoral Heads, SPS College students, CJSW Staff.</p> <p>CONTEST awareness presentations are planned to be delivered to the Licensing Board/Civic Committee and Licensing Forum.</p> <p>Terrorism Awareness and Act Now sessions have delivered to pupils within Falkirk High School.</p>

Falkirk Police Plan 2014-17 : Performance Reporting							
Protecting Places							
No.	Performance Indicator	5 Year Average	Apr- Sep 2014	Target	Apr- Sep 2015	Short Trend	Context and Actions/Response
26	Total number of Group 4 crimes	 958	735	Reduce	741		<p>Context: Group 4 Crimes include Fireraising, Vandalism, Reckless Conduct (with a Firearm) and Culpable and Reckless Conduct (not firearms). Vandalism typically makes up 91% of this crime type.</p>

NDA = no data available







Author: PC Amy McGregor, Performance Support, Forth Valley Division

Contact: amy.mcgregor@scotland.pnn.police.uk or 01324 678855

Falkirk Policing Performance Scrutiny Report

Performance Indicators – 1 April to 30 September 2015

Appendix 2

Falkirk Police Plan 2014-17 : Performance Reporting							
Protecting Places							
No.	Performance Indicator	5 Year Average	Apr- Sep 2014	Target	Apr- Sep 2015	Short Trend	Context and Actions/Response
							Update: There continues to be a long term reduction of 22.7%, down 217 crimes in the total number of reported Group 4 crimes compared with the 5 year average however compared with the same period last year there has been a slight rise of 0.8% equating to 6 more crimes.
27	Group 4 crimes detection rate	 35.7%	32.9%	Increase	31.3%		Context: Perpetrators are normally local to the community in which crimes are committed, and community officers focus on identifying them. Update: The detection rate for Group 4 Crimes has fallen by 1.6 points compared with last year and is down 4.4 points compared with the 5 year average.
28	Number of vandalism	 862.6	656	Reduce	657		Context: Most common types of damage are to house windows and to vehicles. Update: The number of reported vandalism has not significantly changed when compared with the same period last year, however the longer term reduction continues to show a drop in this crime type with the current figure 23.8% lower when compared with the 5 year average.
29	Vandalism detection rate	 33.8%	30%	Increase	30.7%		Update: The detection rate for vandalism has risen by 0.7 points compared with last year's figures and is 3 points lower than the 5 year average.





NDA = no data available


Author: PC Amy McGregor, Performance Support, Forth Valley Division
Contact: amy.mcgregor@scotland.pnn.police.uk or 01324 678855

Falkirk Policing Performance Scrutiny Report

Performance Indicators – 1 April to 30 September 2015

Appendix 2

Falkirk Police Plan 2014-17 : Performance Reporting							
Protecting Places							
No.	Performance Indicator	5 Year Average	Apr- Sep 2014	Target	Apr- Sep 2015	Short Trend	Context and Actions/Response
30	Number of Fireraisings	 54.6	35	Reduce	43		Update: Reported crimes of Fireraising are up 22.9% when compared with the previous year. The long term reduction continues with a 21.2% drop when compared with the 5 year average. Supt Paterson will provide a verbal update at the meeting.
31	Fireraising detection rate	 32.1%	25.7%	Increase	16.3%		Update: The detection rate for crimes of Fireraising is down 9.4 points compared with the same period last year and down 15.9 points on the 5 year average.

Falkirk Police Plan 2014-17 : Performance Reporting							
Dealing with Antisocial Behaviour							
No.	Performance Indicator	5 Year Average	Apr- Sep 2014	Target	Apr- Sep 2015	Short Trend	Context and Actions/Response
32	Number of complaints regarding disorder	NDA	4,817	Reduce	4,137		<p>Context: As incidents of disorder often feature noise/neighbour disputes, work is being undertaken to identify locations where there are repeat occurrences to allow preventive /intervention strategies to be developed by partner agencies. High visibility patrols are directed in accordance with intelligence and information about incidents of recurring disorder involving particular locations or individuals. This includes local community information which identifies any recurring disorder</p> <p>Update: There has been a continued reduction in incidents of disorder against last year which follows the</p>

NDA = no data available



Author: PC Amy McGregor, Performance Support, Forth Valley Division
Contact: amy.mcgregor@scotland.pnn.police.uk or 01324 678855

Falkirk Policing Performance Scrutiny Report

Performance Indicators – 1 April to 30 September 2015

Appendix 2

Falkirk Police Plan 2014-17 : Performance Reporting							
Dealing with Antisocial Behaviour							
No.	Performance Indicator	5 Year Average	Apr- Sep 2014	Target	Apr- Sep 2015	Short Trend	Context and Actions/Response
							long term trend over the past few years. The number of incidents of disorder reported for the first half of the year 2015/16 have fallen by 14.1% with 680 fewer complaints when compared with the same period the previous year. Joint TT&CG with Falkirk Council is continuing involving regular partnership liaison and circulation of daily tactical reports.

Falkirk Police Plan 2014-17 : Performance Reporting							
Violent Crime							
No.	Performance Indicator	5 Year Average	Apr- Sep 2014	Target	Apr- Sep 2015	Short Trend	Context and Actions/Response
33	Total number of Group 1: Crimes of Violence	 86.8	94	Reduce	96		<p>Context: Group 1 Crimes encompass serious crimes of violence such as Murder, Att Murder, Robbery, Child Cruelty and Serious Assault. The Criminal Investigation Department has primary responsibility for the investigation of such incidents. Group1 crimes of violence are scrutinised on a daily basis and at present there are no clear trends of concern.</p> <p>Update: The overall level of violent crime is up by 2 crimes compared with the same period last year with the current level is 10.6% or 9 crimes higher when compared against the 5 year average.</p> <p>Serious Assaults account for 39.5% of Group 1 crime, Robbery 16.6% and Child Cruelty accounts for 18.7%.</p>








NDA = no data available

Author: PC Amy McGregor, Performance Support, Forth Valley Division
Contact: amy.mcgregor@scotland.pnn.police.uk or 01324 678855

Falkirk Policing Performance Scrutiny Report

Performance Indicators – 1 April to 30 September 2015

Appendix 2

Falkirk Police Plan 2014-17 : Performance Reporting							
Violent Crime							
No.	Performance Indicator	5 Year Average	Apr- Sep 2014	Target	Apr- Sep 2015	Short Trend	Context and Actions/Response
							There has been no significant change in the numbers within any of these categories.
34	Number of reported Attempted Murder	 9.6	4	Reduce	4		<p>Context: Generally numbers are low therefore there may be fluctuations.</p> <p>Update: The overall trend for this crime type is downward compared with the 5 year average however remains static at 4 when compared with the same period last year.</p>
35	Attempted Murder detection rate	100%	100%	Maintain	100%		<p>Context: Due to low numbers of these crimes detection rates appear as a high percentage.</p> <p>Update: Due to the scrutiny and priority these crimes are afforded the detection rates are high. All of the 4 incidents that occurred within the period are detected.</p>
36	Number of reported Serious Assault	 32.6	38	Reduce	38		<p>Context: The weekend period is the peak period for serious assaults, often linked to the consumption of alcohol. Most offenders are male. Most assaults are carried out by kicks and punches rather than by use of a weapon.</p> <p>Update: There has been no change in the overall level of this crime type compared with the same period last year however the figures show an increase of 6 crimes when compared against the 5 year average.</p>
37	Serious Assault		92.1%	Increase	86.8%		Context: Crimes are recorded on the date they are



NDA = no data available

Author: PC Amy McGregor, Performance Support, Forth Valley Division
Contact: amy.mcgregor@scotland.pnn.police.uk or 01324 678855

Falkirk Policing Performance Scrutiny Report

Performance Indicators – 1 April to 30 September 2015

Appendix 2

Falkirk Police Plan 2014-17 : Performance Reporting							
Violent Crime							
No.	Performance Indicator	5 Year Average	Apr- Sep 2014	Target	Apr- Sep 2015	Short Trend	Context and Actions/Response
	detection rate	96.8%					<p>reported regardless of when they occurred. Detections are recorded on the date a perpetrator is charged, regardless of when the crime was committed. This can mean that in any given month more detections are recorded than the number of crimes that are reported in a particular category. As detection rate is calculated as the proportion of crimes detected against those recorded over a specific period, this can result in detection rates of more than 100%.</p> <p>Update: Group1 crimes of violence are scrutinised on a daily basis and at present there are no trends in respect of perpetrators, victims or locations. The current detection rate remains high however has dropped by 5.3 percentage points compared to the previous year and down 10 percentage points when compared against the 5 year average.</p>
38	Number of reported Robbery	 12.4	14	Reduce	16		<p>Context: This category also includes assault with intent to rob. Most crimes involve theft of items from individuals such as mobile phones and small amounts of cash. All cases, regardless of the property taken, are given the priority afforded to crimes of violence and are overseen by the Criminal Investigation Department. Numbers are generally low in this category and fluctuations can be seen from month to month</p> <p>Update: There is no discernable pattern in terms of M/O, victim or offender. The number of robberies averages at just over two per month over the longer term. The year to date figure is two crimes more than</p>





NDA = no data available

Author: PC Amy McGregor, Performance Support, Forth Valley Division
Contact: amy.mcgregor@scotland.pnn.police.uk or 01324 678855

Falkirk Policing Performance Scrutiny Report

Performance Indicators – 1 April to 30 September 2015

Appendix 2

Falkirk Police Plan 2014-17 : Performance Reporting							
Violent Crime							
No.	Performance Indicator	5 Year Average	Apr- Sep 2014	Target	Apr- Sep 2015	Short Trend	Context and Actions/Response
							the previous year and four crimes higher than the 5 year average for this crime type. Most incidents involve the taking of items such as mobile phones and small sums of money, and are often committed by individuals living a chaotic lifestyle. The majority of incidents involve threats of violence rather than acts of violence. No commercial premises have been targeted.
39	Robbery detection rate	 72.5%	85.7%	Increase	87.5%		<p>Context: The CID have primary responsibility for investigation of robberies which are closely scrutinised to discern any emerging trends in respect of location, victim or perpetrator.</p> <p>Update: Despite the slight increase in number of reported robberies, the current detection rate has risen by 1.8 percentage points compared with the same period last year and up 15 points compared with the 5 year average.</p>
40	Number of reported Petty (common) Assault	 1043.6	937	Reduce	1064		<p>Context: A large number of these assaults occur in residential property or in gardens or nearby streets and involve people known to each other. Alcohol is often a contributory factor. Incidents also occur regularly within the night-time economy of town centres. Patrol plans and staffing profiles are designed to have staff available at the times and locations where incidents in public are likely to occur.</p> <p>Update: Levels of assaults have risen by 13.6%, up</p>

NDA = no data available




Author: PC Amy McGregor, Performance Support, Forth Valley Division
Contact: amy.mcgregor@scotland.pnn.police.uk or 01324 678855

Falkirk Policing Performance Scrutiny Report

Performance Indicators – 1 April to 30 September 2015

Appendix 2

Falkirk Police Plan 2014-17 : Performance Reporting

Violent Crime							
No.	Performance Indicator	5 Year Average	Apr- Sep 2014	Target	Apr- Sep 2015	Short Trend	Context and Actions/Response
							127 crimes compared with the previous year, which was the lowest in the last 5 years. Year to date crimes of common assault are 2% higher than the 5 year average. An ever increasing number of these crimes occur within private premises and are often as a result of domestic incidents with intervention carried out with partners or where a problematic address where ASB is identified. Supt Paterson will provide additional context.
41	Petty (Common) assault detection rate	 81.3%	80.2%	Increase	77.7%		Update: Overall the detection rate has remained at a pretty consistent level with over 3 in every 4 assaults being detected. In the main, the perpetrator knows his / her victim. Few common assaults occur locally where the perpetrator / victim are not known to each other. The detection rate for petty assault has dropped by 3.6 percentage points on last year and is currently 2.5 points lower than the 5 year average.
42	<i>Number of detections for Carrying Knives etc & Possession of Offensive Weapons</i>	62.4	58	--	24		Context: This crime type is normally as a result of pro-active police work and is linked to stop and search activity (See KPIs 82 & 83). Update: The general trend is that detections for this crime type have reduced in this area and this trend has continued during the current reporting period.

Falkirk Police Plan 2014-17 : Performance Reporting





NDA = no data available

Author: PC Amy McGregor, Performance Support, Forth Valley Division
Contact: amy.mcgregor@scotland.pnn.police.uk or 01324 678855

Falkirk Policing Performance Scrutiny Report

Performance Indicators – 1 April to 30 September 2015

Appendix 2

Disrupting Organised Crime							
No.	Performance Indicator	5 Year Average	Apr- Sep 2014	Target	Apr- Sep 2015	Short Trend	Context and Actions/Response
43	<i>Number of identified Serious and Organised Crime Groups (SOCGs)</i>	NDA	NDA	--	1		Context: This KPI is now reported at Local Authority Level and therefor there is no comparative data from last year.
44	<i>Number of arrests of Serious and Organised Crime Group members</i>	NDA	NDA	--	14		Context: This KPI is now reported at Local Authority Level and therefor there is no comparative data from last year. The number of arrests includes individuals who have been arrested within the Falkirk Area Command but are part of groups either mapped out of division or ones that were pending from historic jobs mapped to our division. Update: There continues to be a real focus around tackling Serious and Organised Crime within the Falkirk Area Command. The remit of the Proactive CID, a unit that works with Community Officers, is to address this type of crime at a local level.
45	Number of detections for drugs supply, drugs productions, drugs cultivation	 94.4	96	Increase	88		Context: Detections for this type of crime is usually as a result of community derived information. Community Teams have an important role in disrupting drug dealing at a local level. Update: Performance is up down by 8.3% when compared with the previous year and also down, by 6.8%, when compared with the long term 5 year average. Whilst the number of supply cases has reduced year on year the number of possession cases has increased by 8.7% up from 310 to 337 and this provides a good indicator of the level of work being

NDA = no data available




Author: PC Amy McGregor, Performance Support, Forth Valley Division

Contact: amy.mcgregor@scotland.pnn.police.uk or 01324 678855

Falkirk Policing Performance Scrutiny Report

Performance Indicators – 1 April to 30 September 2015

Appendix 2

Falkirk Police Plan 2014-17 : Performance Reporting							
Disrupting Organised Crime							
No.	Performance Indicator	5 Year Average	Apr- Sep 2014	Target	Apr- Sep 2015	Short Trend	Context and Actions/Response
							undertaken to address substance misuse. Work is ongoing to develop intelligence with the aim of continuing to identify and tackle drug dealers in our communities. A further update will be provided to the Board by Supt Paterson.
46	Signpost Custody Referrals	NDA	72	--	43		Context: Arrest Referral targets drug and alcohol related offenders at the point of arrest and links individuals with addiction needs into Addiction Services via the Single Point of Referral across Forth Valley.
47	Prevent Serious Organised Crime Groups from involvement in legitimate enterprise (Forth Valley Div figures)	NDA	£1,500,000		£6,471,181		<p>Context: This measure is part of the Police Scotland “Letting our Communities Flourish” strategy. It is used as a disruption tactic to deter and prevent the operation of quasi-legitimate businesses associated with Serious and Organised Crime Groups. These figures relate to Forth Valley Division and are not broken down to Local Authority Level. This measure will now form part of the SOA refresh under Safer Communities with Interventions and Interventions joining the Community Safety Partnership.</p> <p>Update: The annual target has been exceeded by 331.4% however work will continue to identify and pursue other OCG's who seek to exploit business opportunities in this area.</p>
48	Through the use of POCA (Proceeds of Crime Act) legislation	NDA	£2,272k	£1,542k (Year to Date)	£3,129k		Context: This measure quantifies the cash or value of assets or income seized by Police under the Proceeds of Crime Act legislation in order to disrupt the criminal

NDA = no data available

Author: PC Amy McGregor, Performance Support, Forth Valley Division

Contact: amy.mcgregor@scotland.pnn.police.uk or 01324 678855

Falkirk Policing Performance Scrutiny Report





Performance Indicators – 1 April to 30 September 2015

Appendix 2

Falkirk Police Plan 2014-17 : Performance Reporting

Disrupting Organised Crime							
No.	Performance Indicator	5 Year Average	Apr- Sep 2014	Target	Apr- Sep 2015	Short Trend	Context and Actions/Response
	deprive criminals of a minimum of £3,083,058 (Forth Valley Division figures)						<p>activities of members of organised crime groups. These figures are calculated for the whole of Forth Valley Division and are not broken down to Local Authority Level.</p> <p>Update: The year to date totals are Cash Seizures £12,028 & Restraint Orders £3,117,434.</p>

Falkirk Police Plan 2014-17 : Performance Reporting

Crimes of Dishonesty							
No.	Performance Indicator	5 Year Average	Apr- Sep 2014	Target	Apr- Sep 2015	Short Trend	Context and Actions/Response
49	Total Number Group 3 Acquisitive Crime	 1846.2	1626	Reduce	1535		<p>Context: Group 3 crime is known as acquisitive crime and includes Housebreaking, Opening Lockfast Places (OLP), Motor Vehicle crime, Common Theft, Shoplifting and Fraud.</p> <p>Update: The current period, in line with the recent trend, sees an overall reduction in the reported level of these crimes which has reduced by 5.6% (91 fewer crimes) compared with the previous year and is down 16.9% (311 fewer crimes) compared with the 5 year average.</p>
50	Total No. Group 3 :		41.2%	Increase	44.2%		<p>Context: This measure relates to the overall detection rate for all acquisitive (Group 3) crime. The nature of</p>

NDA = no data available



Author: PC Amy McGregor, Performance Support, Forth Valley Division

Contact: amy.mcgregor@scotland.pnn.police.uk or 01324 678855

Falkirk Policing Performance Scrutiny Report

Performance Indicators – 1 April to 30 September 2015

Appendix 2

Falkirk Police Plan 2014-17 : Performance Reporting							
Crimes of Dishonesty							
No.	Performance Indicator	5 Year Average	Apr- Sep 2014	Target	Apr- Sep 2015	Short Trend	Context and Actions/Response
	<i>Acquisitive Crime - detection rate</i>	46.3%					<p>investigations into this crime type often means that detections will occur over time as forensic and other enquires yield information which means this figure will be reasonably expected to improve over time.</p> <p>Update: The overall detection rate for acquisitive crimes has risen by 3 percentage points compared with same period last year however is down 2.1 points compared with the 5 year average.</p>
51	Theft by housebreaking (All Types)	 248.6	294	Reduce	248		<p>Context: Housebreakings (HBs) or attempts are classified in three categories by police. These are Commercial Property, Residential Dwellings and Other Domestic Buildings such as garages and sheds.</p> <p>Many crimes are opportunistic, most occurring when occupants are out. Police continue to provide security advice to communities to reduce such opportunities.</p> <p>Update: Housebreaking has reduced compared with the same period last year down 15.6% (46 fewer crimes) and is in line with the long term 5 year average figure. Of the 248 HB's that occurred during this period, they can be broken down into the categories as follows - 129 residential, 61 commercial and 58 housebreakings at domestic sheds and garages. Whilst HB's at commercial and domestic sheds and garages see year on year reductions in both categories there has been a rise of the number of residential HB's (see KPI 53).</p>

NDA = no data available

Author: PC Amy McGregor, Performance Support, Forth Valley Division
Contact: amy.mcgregor@scotland.pnn.police.uk or 01324 678855

Falkirk Policing Performance Scrutiny Report

Performance Indicators – 1 April to 30 September 2015

Appendix 2

Falkirk Police Plan 2014-17 : Performance Reporting							
Crimes of Dishonesty							
No.	Performance Indicator	5 Year Average	Apr- Sep 2014	Target	Apr- Sep 2015	Short Trend	Context and Actions/Response
52	Theft by housebreaking (All Types) detection rate	31.1%	42.9%	Increase	31.5%		<p>Context: As part of the investigation process for HB's Scenes of Crime examinations are carried out whenever possible. The results of these examinations can take time to process however positive forensic leads can lead to crimes being detected some months after they have been committed and therefore this figure may further increase in time.</p> <p>Update: The number of housebreakings detected has fallen, down by 11.4 percentage points compared with the same period last year however is in line with the 5 year average.</p>
53	<i>Theft by housebreaking (residential)</i>	101.8	108	Reduce	129		<p>Context: Housebreakings (HBs) or attempts are classified in three categories by police. These are Commercial Property, Residential Dwellings and Other Domestic Buildings such as garages and sheds. Many crimes are opportunistic, most occurring when occupants are out. Police continue to provide security advice to communities to reduce such opportunities.</p> <p>Update: The year to date figure is 19.4% higher than the same period last year and 26.7% higher when compared with the long term 5 year average figure.</p>
54	Theft by housebreaking residential detection rate	32%	54.6%	Increase	31.8%		<p>Update: Detections for these crimes last year were at the highest level for the last 5 years and, whilst detections have fallen by 22.8%, have now returned to a more normal average and are in line with the 5 year average.</p>





NDA = no data available

Author: PC Amy McGregor, Performance Support, Forth Valley Division
Contact: amy.mcgregor@scotland.pnn.police.uk or 01324 678855

Falkirk Policing Performance Scrutiny Report

Performance Indicators – 1 April to 30 September 2015

Appendix 2

Falkirk Police Plan 2014-17 : Performance Reporting							
Crimes of Dishonesty							
No.	Performance Indicator	5 Year Average	Apr- Sep 2014	Target	Apr- Sep 2015	Short Trend	Context and Actions/Response
55	Theft by shoplifting	 338.4	286	Reduce	344		<p>Context: The most common type of retail premises for shoplifting has been supermarket type premises, with alcohol, foodstuffs and clothing being the most common type of goods taken.</p> <p>Update: Compared with the previous year there is a significant increase of this crime type, up 20.3 % compared with the previous year. Last year had been the lowest point for this crime type in the last 5 years the current level is nearer the 5 year average. Whilst there has been a rise in shoplifting this has been counteracted by an almost identical drop in common theft.</p>
56	Theft by shoplifting detection rate	 84.4%	76.6%	Increase	84.6%		<p>Context: Police work in partnership with retailers to combat shoplifting particularly organised crime groups.</p> <p>Update: Whilst the number of these crimes has rose so too has the detection rate. The detection rate of this crime type is normally high and is currently 8 percentage points higher than last year and in line with the 5 year average. The Community Investigation Unit, response and community officers had been tasked with addressing and improving performance in this area and their work in partnership with Retailers Against Crime Scotland has contributed to the rise in this area. There has been a significant rise in repeat offending often associated with substance misuse. There has been a focus on this prevent escalation of the level of this offending.</p>





NDA = no data available


Author: PC Amy McGregor, Performance Support, Forth Valley Division
Contact: amy.mcgregor@scotland.pnn.police.uk or 01324 678855

Falkirk Policing Performance Scrutiny Report

Performance Indicators – 1 April to 30 September 2015

Appendix 2

Falkirk Police Plan 2014-17 : Performance Reporting							
Crimes of Dishonesty							
No.	Performance Indicator	5 Year Average	Apr- Sep 2014	Target	Apr- Sep 2015	Short Trend	Context and Actions/Response
57	<i>Fraud</i>	 111.6	75	Reduce	124		<p>Context: Fraud covers a wide range of crime types including Taxi Hire Frauds, Bogus Callers committing doorstep crime on usually vulnerable people, online fraud schemes such as bogus lottery wins and inheritance scams to name but a few.</p> <p>Update: Fraud has increased significantly both over the longer and short terms, up 11.1% and 65.3% respectively.</p>
58	<i>Fraud - detection rate</i>	 79.5%	72%	Increase	49.2%		<p>Context: Due to the detailed investigation nature of fraud crimes, enquiries may be protracted and these figures may rise over time.</p> <p>Update: The overall detection rate for Fraud related crimes has fallen by 22.8 percentage points compared with same period last year and is down 30.3 points compared with the 5 year average.</p>

Falkirk Police Plan 2014-17 : Performance Reporting							
Making Roads Safer							
No.	Performance Indicator	3/5 Year Average	Apr- Sep 2014	Target	Apr- Sep 2015	Short Trend	Context and Actions/Response
59	Number of injury road collisions	NDA	112	Reduce	118		<p>Context: Police use analysis of collision data to highlight roads which may present a particular risk and</p>

NDA = no data available

Author: PC Amy McGregor, Performance Support, Forth Valley Division
Contact: amy.mcgregor@scotland.pnn.police.uk or 01324 678855

Falkirk Policing Performance Scrutiny Report

Performance Indicators – 1 April to 30 September 2015

Appendix 2

Falkirk Police Plan 2014-17 : Performance Reporting							
Making Roads Safer							
No.	Performance Indicator	3/5 Year Average	Apr- Sep 2014	Target	Apr- Sep 2015	Short Trend	Context and Actions/Response
							<p>produce a plan to address the factors which can contribute to that risk. This may include the use of static or mobile speed cameras, high visibility patrol and enhanced publicity about driver behaviour. In some instances where data identifies a particular risk group, there will be special initiatives to counter this.</p> <p>Update: The figures shown provide a comparison April to September 2015 with the same period the previous year. Although there may be increases and decreases at different times in the figures, the long-term trend over the past decade shows a significant reduction in the number of injury road collisions. The review period has bucked the long term trend with an increase of 5.3%, 6 more collisions compared with the previous year. Police enforcement of provisions known to impact on the likelihood of injury collisions will continue to be undertaken including addressing issues concerning speeding and not wearing of seat belts</p>
60	Number of people killed or seriously injured	NDA	23	Reduce	20	↑	<p>Context: The comments above in relation to injury collisions apply generally to casualties as well. The definition of serious injury is given in the information pack issued to members.</p> <p>Update: During the first 6 months of 2015/16 the total of killed and seriously injured persons as a result of road traffic collisions has reduced from 23 for the same period last year to 20. Of the 20 collisions, there has been 1 fatal collision, which occurred on the M9 when a</p>




NDA = no data available

Author: PC Amy McGregor, Performance Support, Forth Valley Division
Contact: amy.mcgregor@scotland.pnn.police.uk or 01324 678855

Falkirk Policing Performance Scrutiny Report

Performance Indicators – 1 April to 30 September 2015

Appendix 2

Falkirk Police Plan 2014-17 : Performance Reporting							
Making Roads Safer							
No.	Performance Indicator	3/5 Year Average	Apr- Sep 2014	Target	Apr- Sep 2015	Short Trend	Context and Actions/Response
							male pedestrian was hit by a vehicle, and a total of 18 casualties who were seriously injured.
61	Number of children killed or seriously injured	NDA	5	Reduce	5		Update: The figure for KSI children has remained static when compared with the same period last year. There have been no fatalities involving children during the reporting period with 5 children seriously injured.
62	<i>Number of people slightly injured</i>	NDA	127	Reduce	114		Update: This KPI follows the longer term downward trend with a 10.2% reduction equating to 13 fewer casualties compared with last year.
63	<i>Number of Drivers under the influence of Drink or Drugs</i>	107	96	--	74		Context: This measure indicates pro-activity in combating the risks posed by persons driving under the influence of alcohol or drugs. Update: There is a reduction of 22.9% down by 22 offences in the number of drivers caught driving under the influence when compared with last year with a reduction of 30.8% when compared with the 5 year average. A similar reduction has been experienced in other areas across Scotland and is linked with the reduction in the drink drive limit, which came into effect



NDA = no data available

Author: PC Amy McGregor, Performance Support, Forth Valley Division
Contact: amy.mcgregor@scotland.pnn.police.uk or 01324 678855

Falkirk Policing Performance Scrutiny Report

Performance Indicators – 1 April to 30 September 2015

Appendix 2

Falkirk Police Plan 2014-17 : Performance Reporting							
Making Roads Safer							
No.	Performance Indicator	3/5 Year Average	Apr- Sep 2014	Target	Apr- Sep 2015	Short Trend	Context and Actions/Response
							on 5 th December last year, and is having a positive impact on driver behaviour.
64	Number of dangerous driving offences	36.2	28	--	38		Context: Speeding and the use of mobile phones while driving are recognised as two potential contributory factors in road collisions. Regular speed checks and other initiatives provide the opportunity not only for enforcement of the legislation but also the education of drivers.
65	Number of speeding offences	786.6	989	--	802		<p>Context: Speeding and the use of mobile phones while driving are recognised as two potential contributory factors in road collisions. Regular speed checks and other initiatives provide the opportunity not only for enforcement of the legislation but also the education of drivers. Operational campaigns against speeding, mobile phones etc.0 are widely publicised and results reported on through various media.</p> <p>Standard Actions: Analysis of accident data and other roads information highlight locations where enforcement and prevention might be most effective, and resources are deployed accordingly. Operational campaigns against speeding, mobile phones etc. are widely publicised and results reported on through various media.</p> <p>At a local level, speeding is often identified as a local community priority through the process of Police and Communities Together (PACT) and often features in the Multi Member Ward Plans. The response will be</p>



NDA = no data available

Author: PC Amy McGregor, Performance Support, Forth Valley Division
Contact: amy.mcgregor@scotland.pnn.police.uk or 01324 678855

Falkirk Policing Performance Scrutiny Report

Performance Indicators – 1 April to 30 September 2015

Appendix 2

Falkirk Police Plan 2014-17 : Performance Reporting							
Making Roads Safer							
No.	Performance Indicator	3/5 Year Average	Apr- Sep 2014	Target	Apr- Sep 2015	Short Trend	Context and Actions/Response
							tailored to local circumstances, and results reported through PACT.
66	Number of seat belts offences	524	284	--	174		<p>Context: Not wearing a seat belt is recognised as a potential contributory factor in injury road collisions. Regular speed checks and other initiatives provide the opportunity not only for enforcement of the legislation but also the education of drivers.</p> <p>Update: Despite proactive activity, the compliance rate has resulted in this reduction. Most vehicles are now fitted with audible alarms which activate when seat belts are not worn which assists in reducing instances of people forgetting to fasten them. Positive driver behaviour is contributing to the reduction seen in this type of offending.</p>
67	Number of mobile phone offences	332.6	264	--	178		<p>Context: Speeding and the use of mobile phones while driving are recognised as two potential contributory factors in road collisions. Regular speed checks and other initiatives provide the opportunity not only for enforcement of the legislation but also the education of drivers. Operational campaigns against speeding, mobile phones etc are widely publicised and results reported on through various media.</p> <p>Update: The level of driver engagement in Falkirk has been reviewed and is consistent this year with more warnings being given by way of education rather than immediate enforcement.</p>

NDA = no data available

Author: PC Amy McGregor, Performance Support, Forth Valley Division
Contact: amy.mcgregor@scotland.pnn.police.uk or 01324 678855

Falkirk Policing Performance Scrutiny Report



Performance Indicators – 1 April to 30 September 2015

Appendix 2

Falkirk Police Plan 2014-17 : Performance Reporting

Making Roads Safer							
No.	Performance Indicator	3/5 Year Average	Apr- Sep 2014	Target	Apr- Sep 2015	Short Trend	Context and Actions/Response

Falkirk Police Plan 2014-17 : Performance Reporting

Cross Cutting Themes							
No.	Performance Indicator	5 Year Average	Apr- Sept 2014	Target	Apr- Sept 2015	Short Trend	Context and Actions/Response
Alcohol							
68	<i>Number of problematic licensed premises inspections carried out (On/Off Sales Premises)</i>	NDA	1	--	0		<p>Context: This area of work and the following two indicators form part of the multi-agency partnership drawn together in the action plan for the Single Outcome Agreement Prevention and Intervention area around Alcohol and Antisocial Behaviour offending.</p> <p>Update : The definition of 'problematic premises' is:- 'Evidence exists of a licensed premises operating in a manner inconsistent with the licensing objectives or out with the conditions of a Premises Licence and where local police intervention or support has failed or is unlikely to succeed in resolving the issues'. Through daily management and oversight of licensed premises where crimes and intelligence exist indicating that they should be classed as a 'problematic premises', there has been no licensed premises classed as such.</p>
69	<i>Number of Monitored Premises subject to</i>	NDA	1	--	7		<p>Context: As indicator 68, however the definition of a 'monitored premises' is any licensed premises which</p>

NDA = no data available





Author: PC Amy McGregor, Performance Support, Forth Valley Division

Contact: amy.mcgregor@scotland.pnn.police.uk or 01324 678855

Falkirk Policing Performance Scrutiny Report

Performance Indicators – 1 April to 30 September 2015

Appendix 2

Falkirk Police Plan 2014-17 : Performance Reporting							
Cross Cutting Themes							
No.	Performance Indicator	5 Year Average	Apr- Sept 2014	Target	Apr- Sept 2015	Short Trend	Context and Actions/Response
	<i>interventions</i>						requires additional supervision or support. Update: Close monitoring and management of licensed premises to ensure compliance with licensing regulations / policy is in place to address issues and prevent escalation. There has been 7 premises falling into this category in the Falkirk area however none were subject to interventions.
70	Number of Test Purchase Operations	NDA	0	--	123		Context: Update: Whilst a total of 123 test purchase operations were carried out there were only 12 fails.
71	Number of detections for Consuming Alcohol in a designated place (where appropriate byelaws exist)	NDA	64	--	36		Context: This small reduction might also indicate a general reduction in such behaviour. Update: Despite proactivity, there has been a reduction of 43.8% in the number of persons caught breaching these byelaws. This reduction can be logically linked with reductions also seen in 32 (Incidents of Anti-social Behaviour).
Community Confidence and Satisfaction							
72	Public confidence in the police (% high = very high + fairly high) (Divisional Level)	NDA	76.5%	Increase	76.7%		Context: The method previously used by Central Scotland Police to gather information on public satisfaction has recently been replaced by a national process. Community confidence and satisfaction remains at the core of the approach in Forth Valley
73	Treatment by staff on	NDA	92.7%	Increase	90%		



NDA = no data available

Author: PC Amy McGregor, Performance Support, Forth Valley Division
Contact: amy.mcgregor@scotland.pnn.police.uk or 01324 678855

Falkirk Policing Performance Scrutiny Report

Performance Indicators – 1 April to 30 September 2015

Appendix 2

Falkirk Police Plan 2014-17 : Performance Reporting							
Cross Cutting Themes							
No.	Performance Indicator	5 Year Average	Apr- Sept 2014	Target	Apr- Sept 2015	Short Trend	Context and Actions/Response
	first contact (Divisional Level)						<p>Division. Staff are encouraged to focus on the needs of the individual at all stages of contact across all types of situation.</p> <p>Update: Data is currently only available for Forth Valley Division as a whole. All indicators are positive at this time.</p>
74	Service received at first contact (Divisional Level)	NDA	90.1%	Increase	88.7%	↓	
75	Treatment by officers attending incident (Divisional Level)	NDA	85.9%	Increase	87.4%	↑	
76	Fair treatment by police in dealing with incident (Divisional Level)	NDA	90.2%	Increase	90%	↓	
77	Treated with respect by police in dealing with incident (Divisional Level)	NDA	93.2%	Increase	95.3%	↑	
78	Adequately informed re progress of incident (Divisional Level)	NDA	64.6%	Increase	55.9%	↓	
79	Average length of time taken to attend at the scene of Emergency (Grade 1) classified incidents (Divisional Level)	NDA	NDA		NDA		<p>Context: The format previously used by Central Scotland Police to publish information on attendance at emergency calls has been replaced by a national one.</p> <p>Update: This KPI is not currently available due to C3 processes being reviewed. Data will be brought to future meetings once available.</p>
80	Number of complaints about the police per	NDA	NDA		31.4		<p>Context: In order to ensure consistency across all Divisions in the reporting of levels of complaints about</p>

NDA = no data available


Author: PC Amy McGregor, Performance Support, Forth Valley Division

Contact: amy.mcgregor@scotland.pnn.police.uk or 01324 678855

Falkirk Policing Performance Scrutiny Report

Performance Indicators – 1 April to 30 September 2015

Appendix 2

Falkirk Police Plan 2014-17 : Performance Reporting							
Cross Cutting Themes							
No.	Performance Indicator	5 Year Average	Apr- Sept 2014	Target	Apr- Sept 2015	Short Trend	Context and Actions/Response
	10,000 police incidents.						<p>the Police a common reporting format has been developed in relation to Police Complaints. The data contained in this section of the Performance Scrutiny Report now applies only to the Falkirk Area Command and reflects the categories which are currently provided from the national performance system.</p> <p>*Due to the change in the way data is now collated there are no comparative figures for the previous year.</p> <p>A single complaint may contain a number of allegations. These may relate to the behaviour of individual members of staff either “On Duty” or “Off Duty”, or to an issue in respect of the “Quality of Service” delivered by the organisation. NB One complaint might contain a combination of the different types of Allegations.</p> <p>Update: For the period April – Sept 2015 there has been a total of 70 complaints about the police. To allow some measure of proportionality, this figure is expressed per 10,000 police incidents. This gives a result of 31.4 complaints per 10,000 Police Incidents. For the review period there have been a total of 89 allegations – these are classified as 59 On Duty, 0 Off duty and 30 Quality of Service.</p> <p>There have been no discernible patterns or trends from the complaints in respect of individuals, police business units or locations.</p>
Engagement							
81	Percentage of	NDA	97.2%	--	89.8%		Context: This indicator is new and continues to be



NDA = no data available

Author: PC Amy McGregor, Performance Support, Forth Valley Division
Contact: amy.mcgregor@scotland.pnn.police.uk or 01324 678855

Falkirk Policing Performance Scrutiny Report

Performance Indicators – 1 April to 30 September 2015

Appendix 2

Falkirk Police Plan 2014-17 : Performance Reporting							
Cross Cutting Themes							
No.	Performance Indicator	5 Year Average	Apr- Sept 2014	Target	Apr- Sept 2015	Short Trend	Context and Actions/Response
	<i>community council meetings personally attended by officer</i>						developed. The aim is to have a Community Officer attend as many meetings as possible. Update: Out of a possible 79 meetings that took place between Apr - September 2015, police attended 71.
82	<i>Community council meetings not attended receiving standard update report</i>	NDA	100%	--	7/8		Context: This indicator is new and continues to be developed. The aim is to achieve 100% report submission rates where an officer is unable to attend a community council meeting in person. Update: Out of the 8 meetings that took place during the review period that were not personally attended by police, 7 were sent updates.
Stop and Search							
83	Stop and searches conducted	NDA	NDA	--	232		Context: Stop and search activities help reduce the incidence and potential severity of the outcome of violence and address the misuse of drugs and alcohol. These searches are not random but are intelligence-led. Update: An enhanced version of the National Stop & Search Database commenced on 1 June 2015. The enhanced database brought significant changes in the process of data capture and the methodology for recording data items. No previous year to date figures are provided as it has been previously acknowledged this data is not 100% accurate, therefore comparisons will provide misleading results or invalid conclusions. Management Information and data in respect of stop


NDA = no data available

Author: PC Amy McGregor, Performance Support, Forth Valley Division
Contact: amy.mcgregor@scotland.pnn.police.uk or 01324 678855

Falkirk Policing Performance Scrutiny Report

Performance Indicators – 1 April to 30 September 2015

Appendix 2

Falkirk Police Plan 2014-17 : Performance Reporting							
Cross Cutting Themes							
No.	Performance Indicator	5 Year Average	Apr- Sept 2014	Target	Apr- Sept 2015	Short Trend	Context and Actions/Response
							and search can be found on the Police Scotland website via http://www.scotland.police.uk/about-us/police-scotland/stop-and-search-data-publication The data for this KPI relates to the period June to September 2015.
84	Percentage of positive stop and searches conducted	NDA	NDA	Increase	25.8%		Context: The main types of property uncovered during search are drugs, alcohol and weapons Update: Between the period June – September, for which data from the new system is available, there has been 60 positive stop searches which equates to 25.8% being positive.

NDA = no data available

Author: PC Amy McGregor, Performance Support, Forth Valley Division
Contact: amy.mcgregor@scotland.pnn.police.uk or 01324 678855